

**GOBIERNO DE PUERTO RICO  
JUNTA REGLAMENTADORA DEL SERVICIO PÚBLICO  
NEGOCIADO DE ENERGÍA DE PUERTO RICO**

~~NEPR~~  
~~072~~  
**Received:**  
Jul 10, 2020  
5:48 PM

**IN RE:**

**TARIFA PERMANENTE DE LA  
AUTORIDAD DE ENERGÍA  
ELECTRICA**

CASO NÚM.:

NEPR-MI-2020-0001

ASUNTO:

Reporte de Reparación de Luminarias

**REPORTE DE REPARACIÓN DE LUMINARIAS**

AL HONORABLE NEGOCIADO DE ENERGÍA:

COMPARECE la Autoridad de Energía Eléctrica de Puerto Rico y en cumplimiento con la sección VIII. 3. de la *Resolución y Orden* emitida por el Negociado de Energía de la Junta Reglamentadora del Servicio Público de Puerto Rico, presenta un reporte de reparación de luminarias actualizado al 9 de julio de 2020. Exhibit A.

RESPECTFULLY SUBMITTED.

In San Juan, Puerto Rico, this 10<sup>th</sup> day on July 2020.

/s Katuska Bolaños  
Katuska Bolaños  
[kbolanos@diazvaz.law](mailto:kbolanos@diazvaz.law)  
TSPR 18,888

DÍAZ & VÁZQUEZ LAW FIRM, P.S.C.  
290 Jesús T. Piñero Ave.  
Oriental Tower, Suite 1105  
San Juan, PR 00918  
Tel. (787) 395-7133  
Fax. (787) 497-9664

Exhibit A



# STREET LIGHTING | EXECUTIVE VISIBILITY TOOL

Report Date (AST Local Time)

7/9/2020 10:44:16 AM

Latest Refresh (AST Local Time)

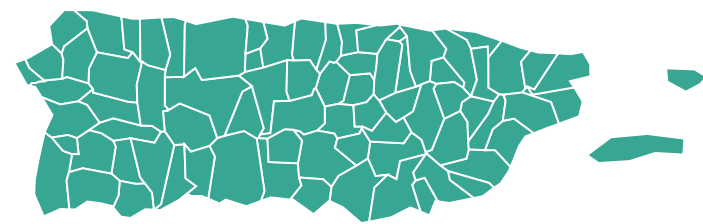
7/9/2020 6:17:43 AM



Empowered by **acumenian**



## WORKED BY CONTRACTORS:

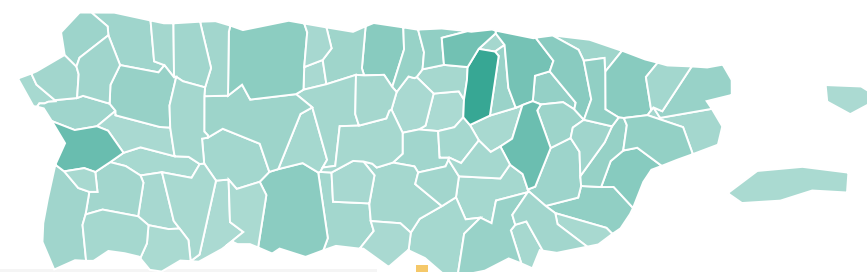


18.1%  
Approved to Work\*  
(From Total Inventory)

55.3%  
Repairs Required  
(From Assessments Done)

88.6%  
Repairs Completed  
(From Total Required)  
Inspections Passed = 96.7%

## WORKED BY T&D: (ZONE CERTIFIED BY DISTRICT, T&D)

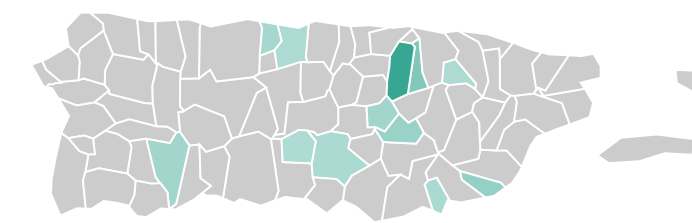


36.7%  
Approved to Work  
(From Total Inventory)

100.0%  
Repairs Required  
(From Total Approved)

83.6%  
Repairs Completed  
(From Total Required)

## ISSUED TO MUNICIPALITIES (MOUs): (ZONE CERTIFIED BY DISTRICT, T&D)

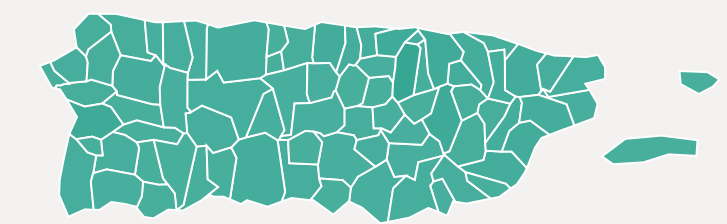


1.9%  
Amount Issued  
(From Total Inventory)

100.0%  
Amount Issued  
(From Total Approved)

100.0%  
Amount Issued  
(From Total Required)

## TOTAL WORK (CONTRACTORS + T&D + MOU):





56.7%  
Total Approved to Work (All)  
(From Total Inventory)

96.0%  
Repairs Required (All)  
(From Total Approved)

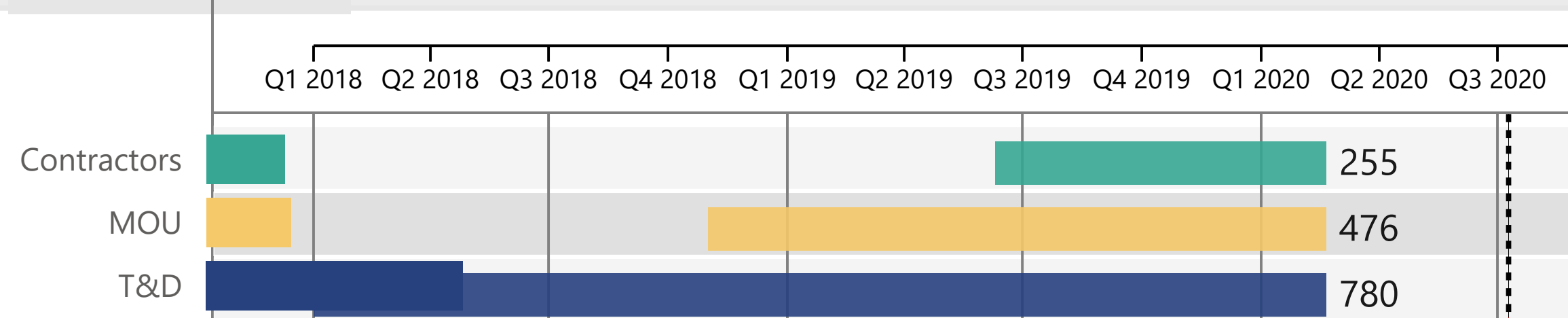
84.2%  
Total Repaired (All)  
(From Total Required)

\*Approved to Work amt. is adjusted as Assessments are completed.

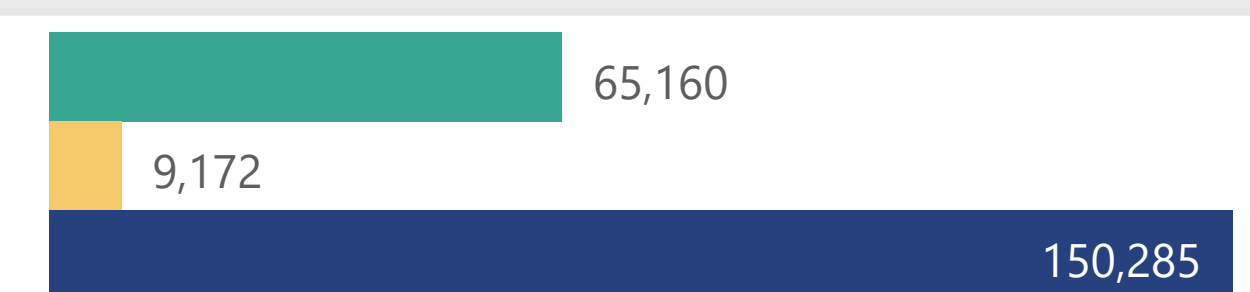
## Budget Analysis (Contractors)



## Timeline



## Repairs Completed to Date:



## REMARKS:

- Current Contractor's assigned scope is 132,408 streetlights. Available funding for contractors will last up to September 2020 due to COVID Time Extension.
- Currently we have \$15M authorized and waiting on Government Board's approval of a time extension to extend works until January 2021.

# STREET LIGHTING | EXECUTIVE VISIBILITY TOOL

Report Date (AST Local Time)

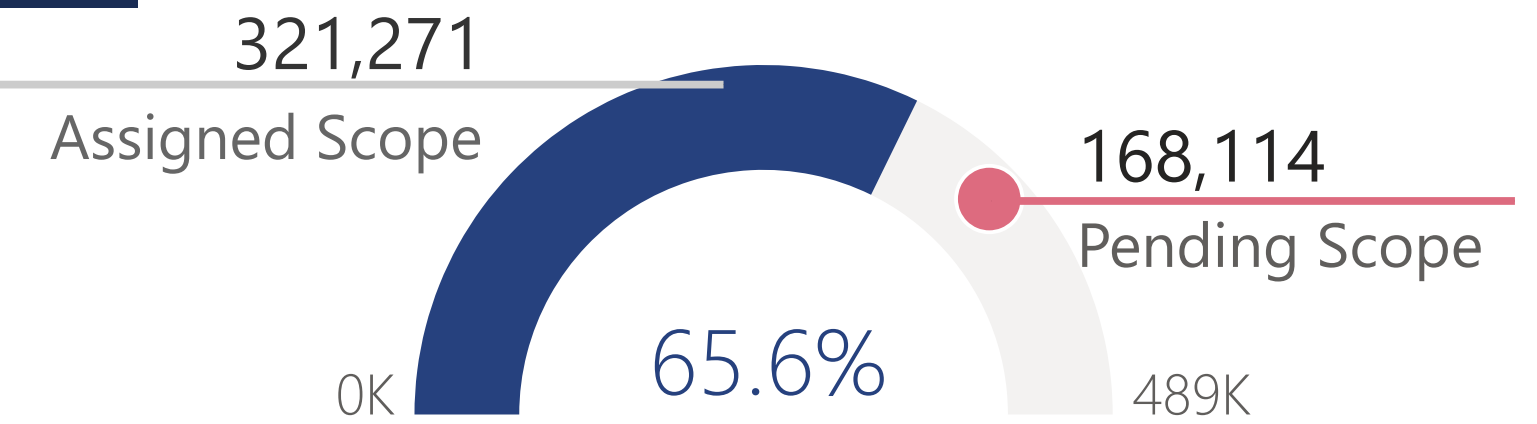
7/9/2020 10:44:17 AM

Latest Refresh (AST Local Time)

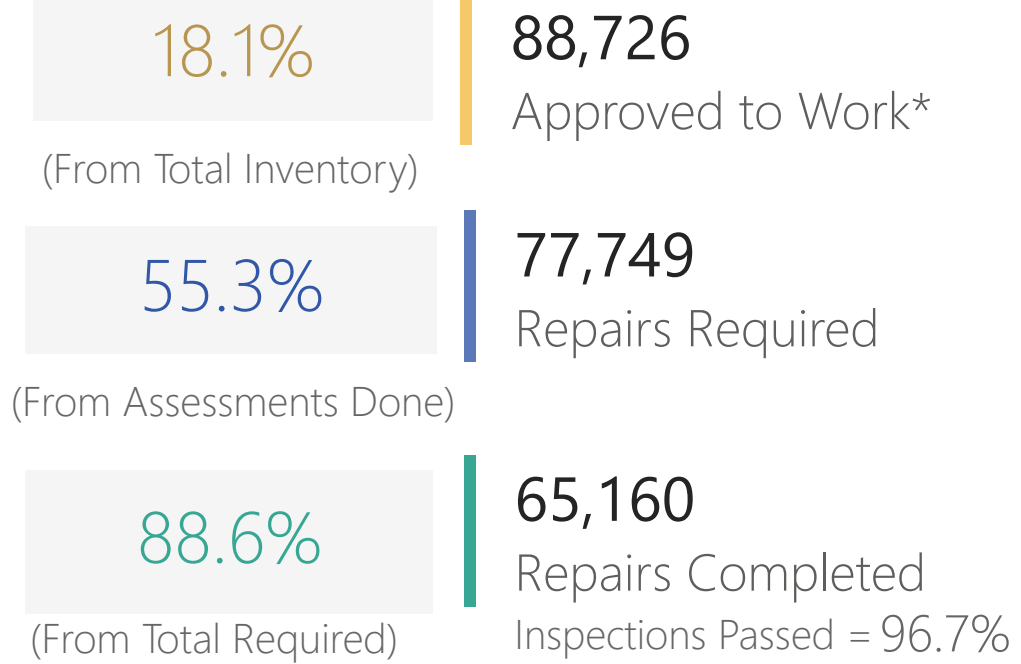
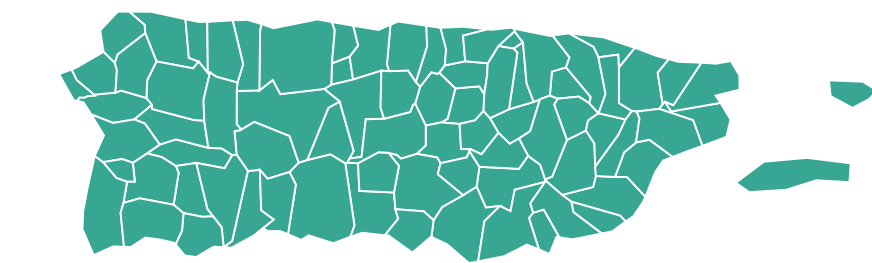
7/9/2020 6:17:43 AM



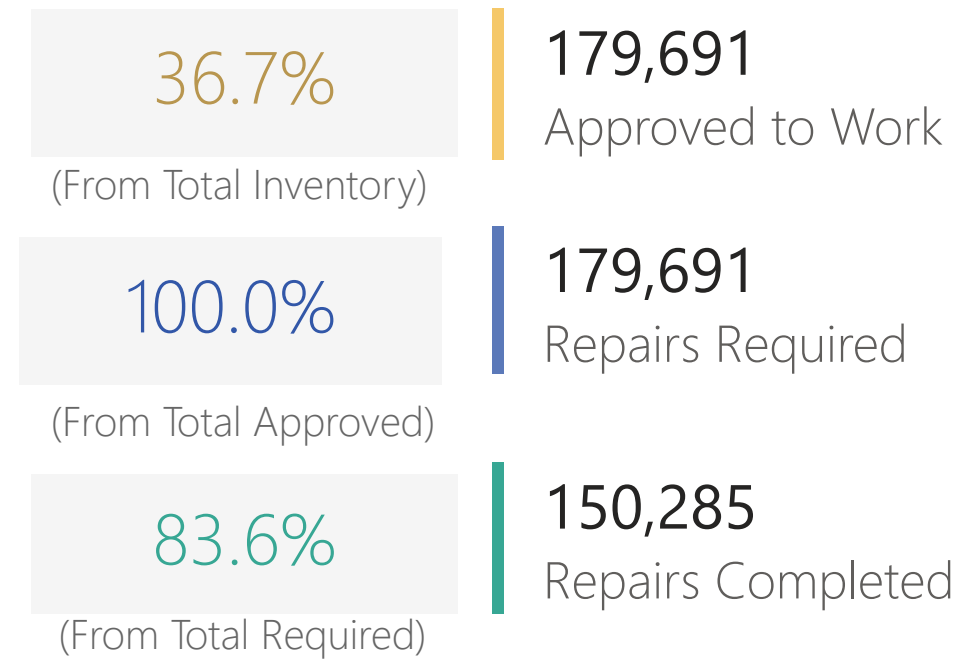
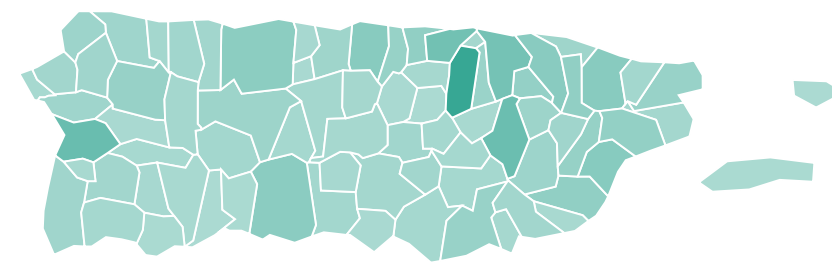
Empowered by **acumenian**



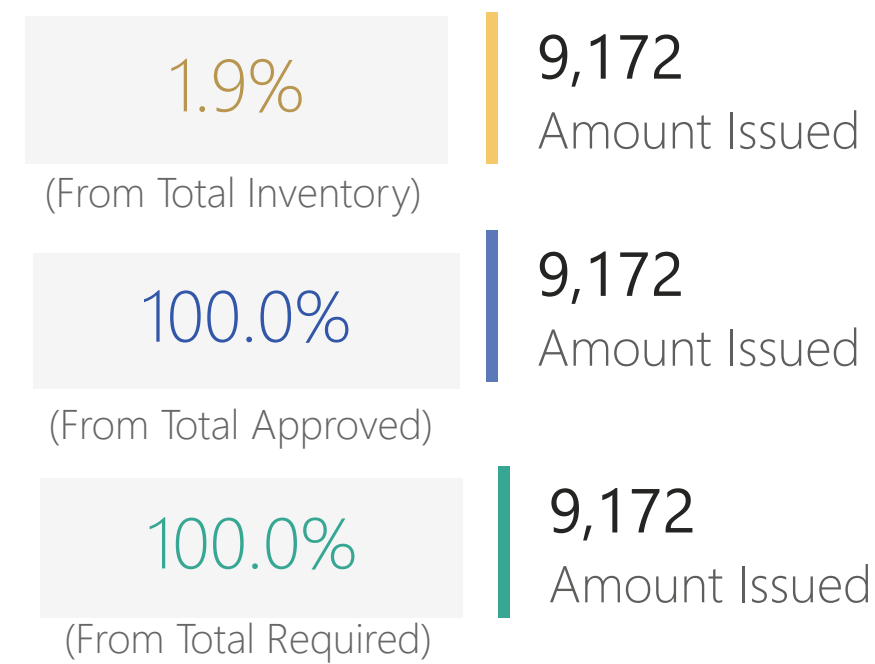
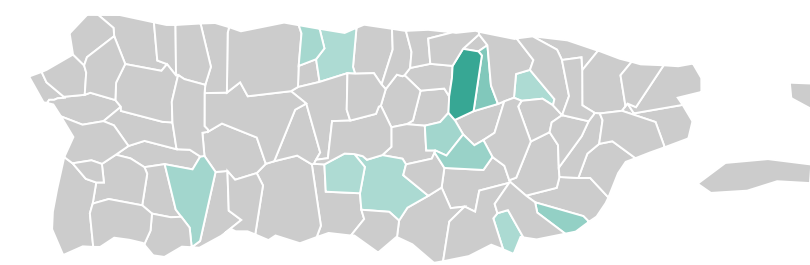
## WORKED BY CONTRACTORS:



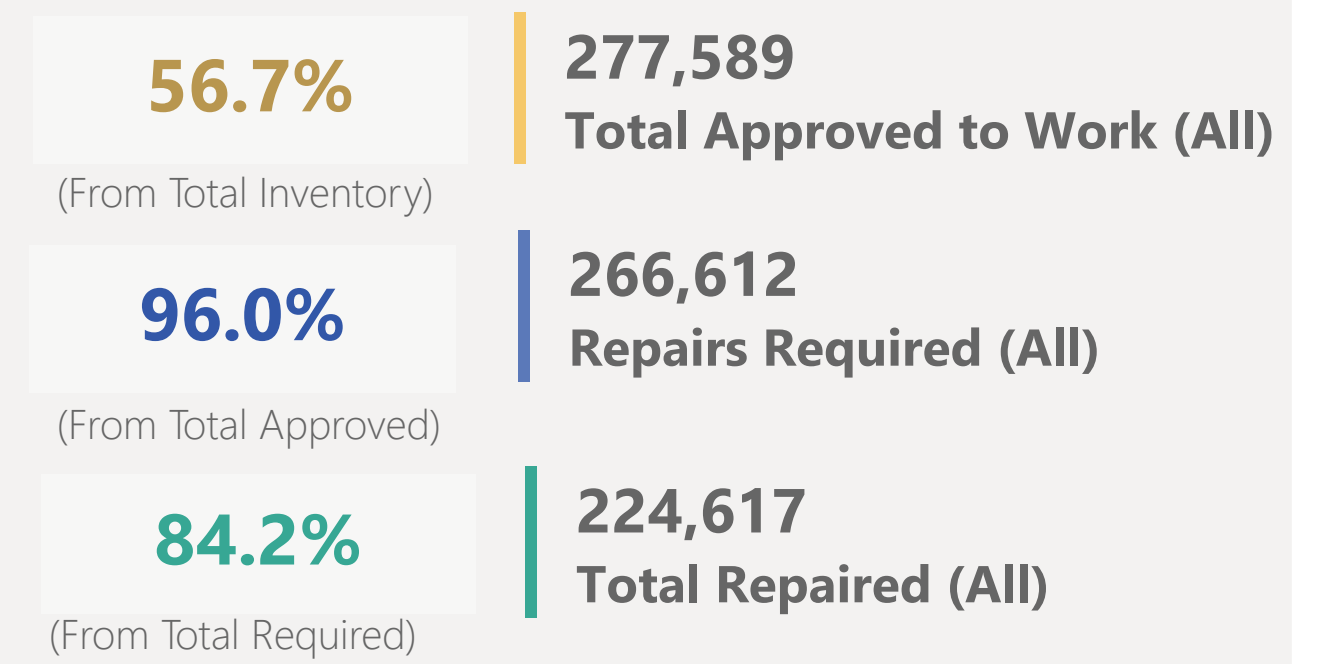
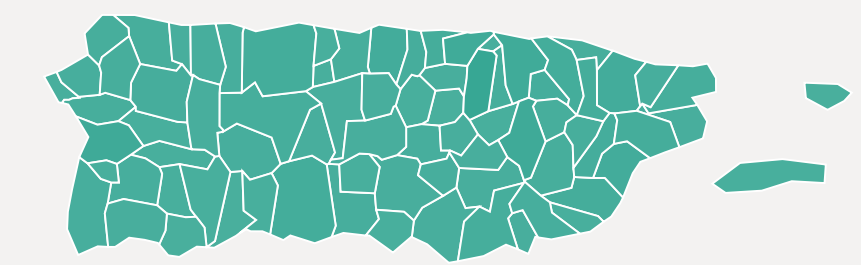
## WORKED BY T&D: (ZONE CERTIFIED BY DISTRICT, T&D)



## ISSUED TO MUNICIPALITIES (MOUs): (ZONE CERTIFIED BY DISTRICT, T&D)



## TOTAL WORK (CONTRACTORS + T&D + MOU):



\*Approved to Work amt. is adjusted as Assessments are completed.

## Budget Analysis (Contractors)

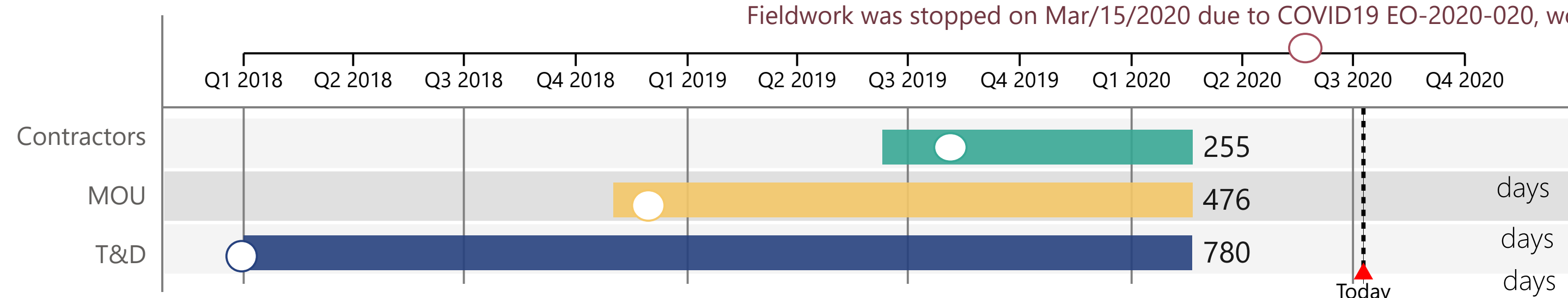
Time Elapsed

102.5%

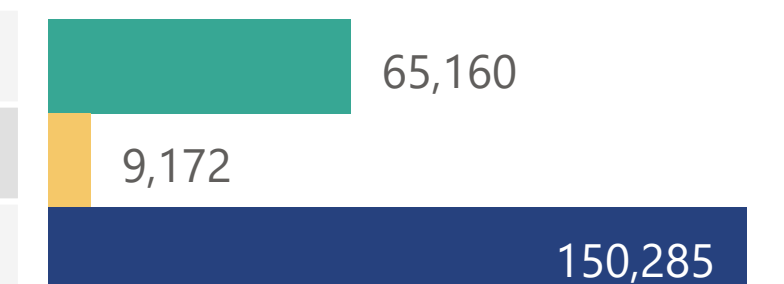
Work Performed (Estimated \$)

77.3%

## Timeline Analysis (All)



## Repairs Completed to Date:



# STREET LIGHTING | CONTRACTOR'S WORKFLOW & PROGRESS BY PHASE

Report Date (AST Local Time)  
7/9/2020 10:44:14 AM

Latest Refresh (AST Local Time)  
7/9/2020 6:17:43 AM



**Inventory**  
Count of Luminaires (FIDs) in ArcGIS ESRI inventory.

**489,385**  
Total Inventory

**Scope of Work**  
Count of FIDs included on a defined Work Zone.

**40.1%**  
(From Inventory)

**196,454**  
Scope of Work (SOW)

**Assigned to Contractors**  
Count of FIDs assigned to a specific Contractor.

**67.4%**  
(From SOW)

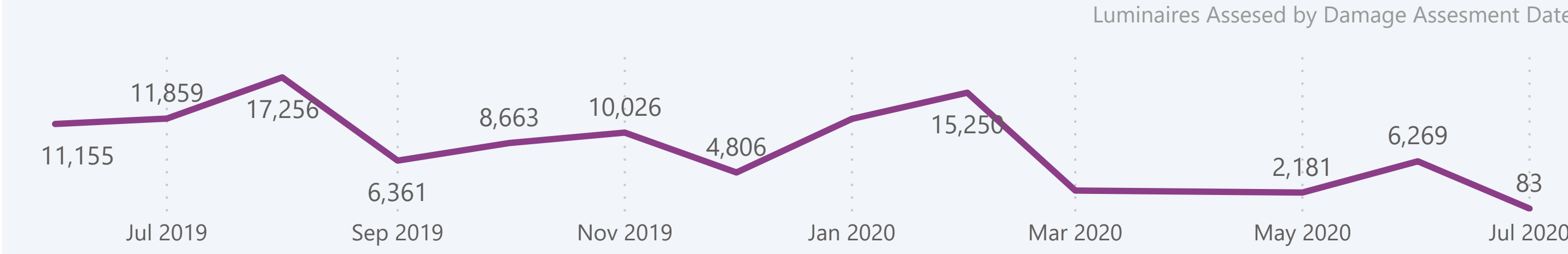
**132,408**  
Total Assigned

**Assessment**  
Initial site visit to assess FID condition. Additional Luminaires recorded at this stage as SIDs.

**567**  
Not Done

**99.6%**  
(From Assigned)

**131,841**  
Assesments Done



**Assessment Results**  
The Assessment determines if the FID or SID needs repairs (Work Needed = Yes).

**55.3%**  
(From Assessments)

**77,749**  
Repairs Required

After Assessments are Done by Contractors, the Inspector Approved the Work to be Performed.

**4,205**  
Not Apprvd. by Inspector

**73,544**  
Apprvd to Work by Inspector

**Repairs Status**

**14,963**  
Repairs Pending

**65,160**  
Total Repairs Completed

Repairs can be completed by contractor, even if Not Approved by Inspector to Work; they are shown here as "Additional Completed"

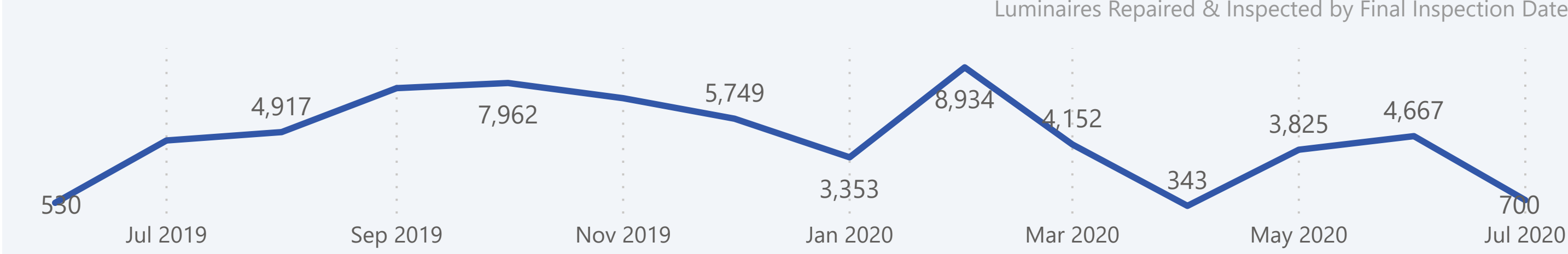
**11,617**  
Additional Completed

**53,543**  
From Apprvd. by Inspector

**Final Inspection**

**83.8%**  
(From Repairs Reqd.)

**65,160**  
Inspections Completed



Special Calculation\*  
**88,726**  
Approved to Work  
(=Assigned - No Work Required)

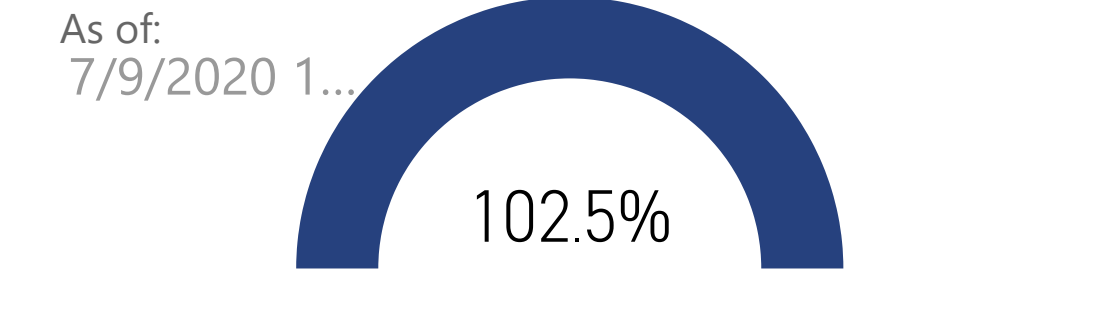
**54,092**  
No Repairs Reqd.

**43,682**  
Apprvd. by Inspector

**58,767**  
Inspections Passed **96.7%**

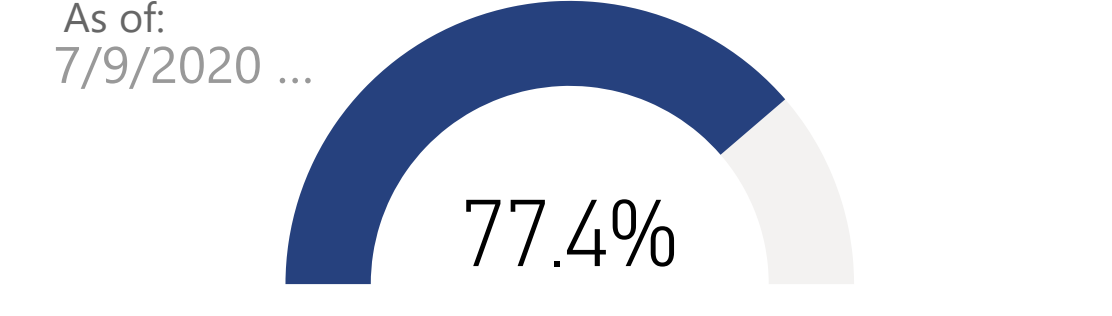
**6,393**  
Inspections Failed

**Time Elapsed**



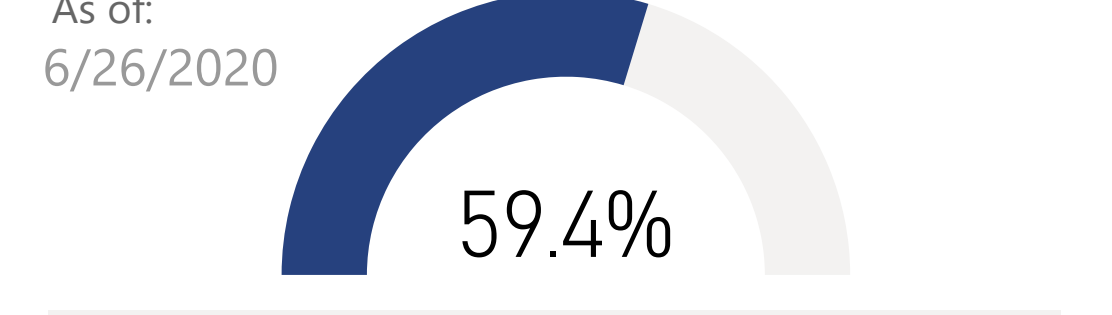
**374**  
Contract Days Elapsed

**Physical Progress (from Assigned)**



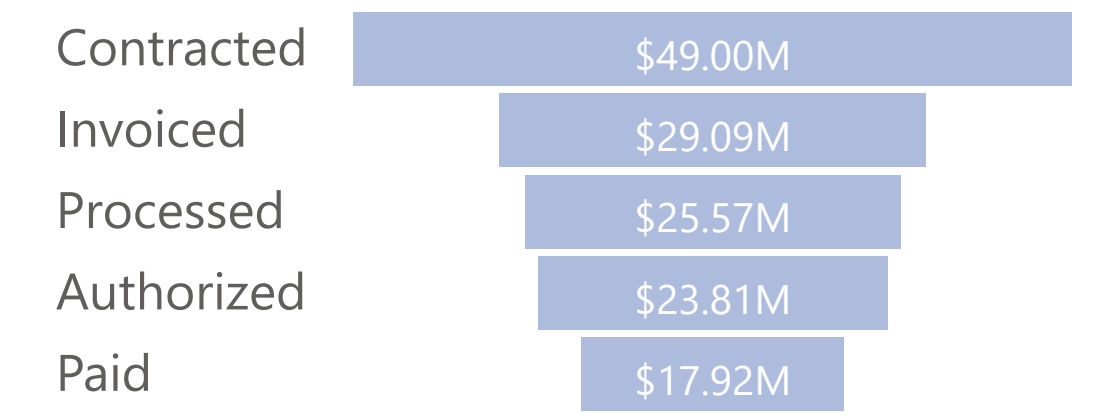
**102,449**  
Closed (=Inspection Passed + No Work Required)

**Total Invoiced**



**\$29,090,491**  
Total Invoiced

**Contract Expenditures**





# STREET LIGHTING | REPAIRS PROGRESS BY CONTRACTOR

Empowered by **acumenian**

Report Date (AST Local Time)

7/9/2020 10:44:18 AM

Latest Refresh (AST Local Time)

7/9/2020 6:17:43 AM



## CONTRACTORS:

9 ea

## PROGRESS FROM REQUIRED:

Total Required (FIDs+SDs): 77,749

## REPAIRS COMPLETED:

Total Repaired: 65,160

## REPAIRED & INSPECTED PER MONTH:

As per Final Inspection Date

## INSPECTION PASSED:

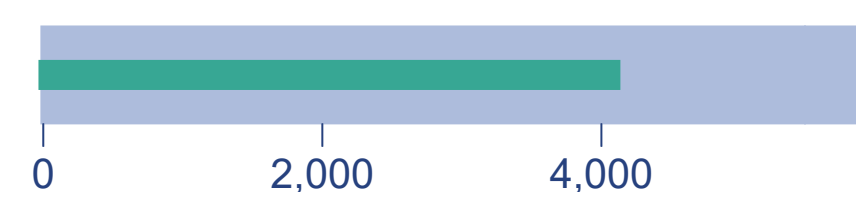
Total Passed: 58,767

### BETA

9,761 Assigned

5,950

Repairs Required

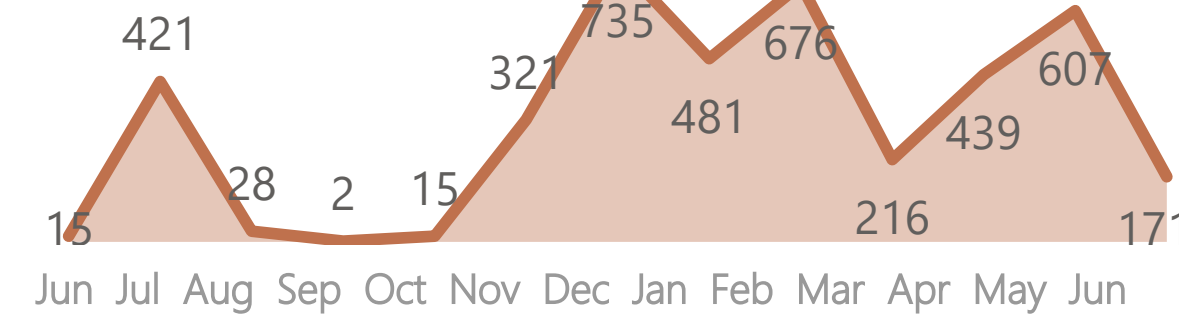


69.4%

(From Required)

4,129

Repairs Completed



4,023

Inspection Passed

97.4%

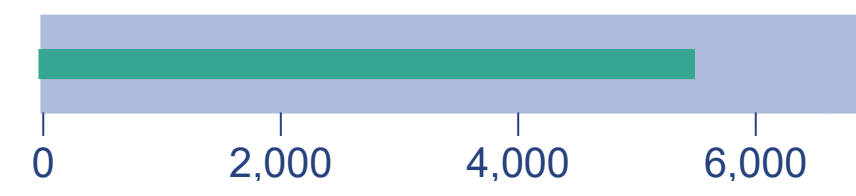
(From Repaired)

### BLDM

9,761 Assigned

6,992

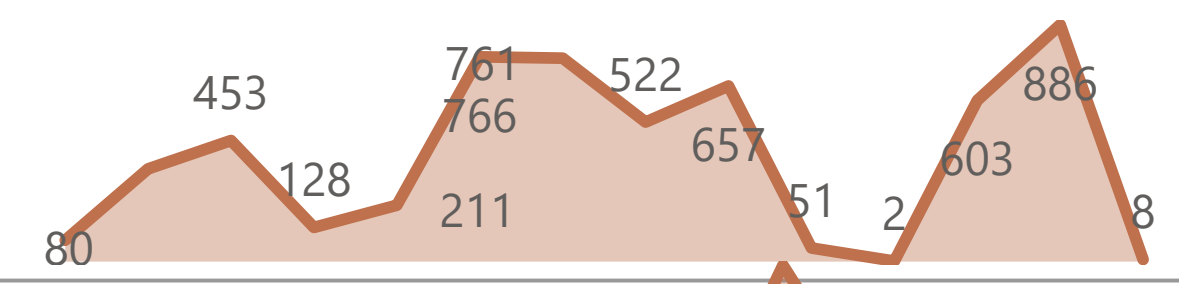
Repairs Required



78.4%

5,480

Repairs Completed



4,934

Inspection Passed

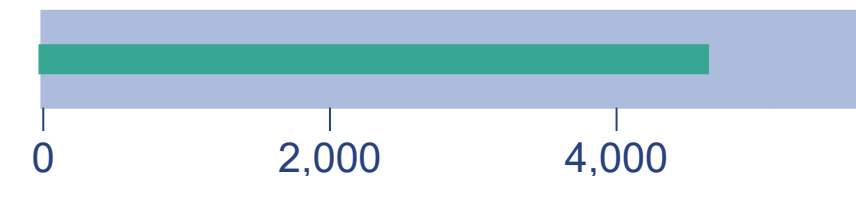
90.0%

### BONNEVILLE

12,781 Assigned

5,793

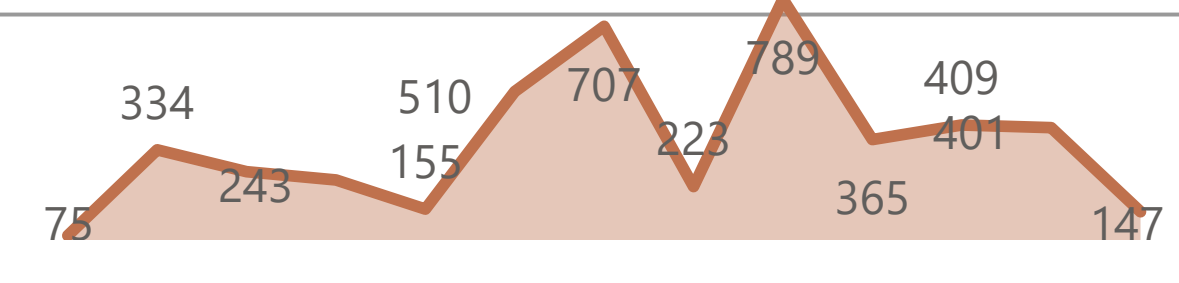
Repairs Required



80.1%

4,638

Repairs Completed



4,351

Inspections Passed

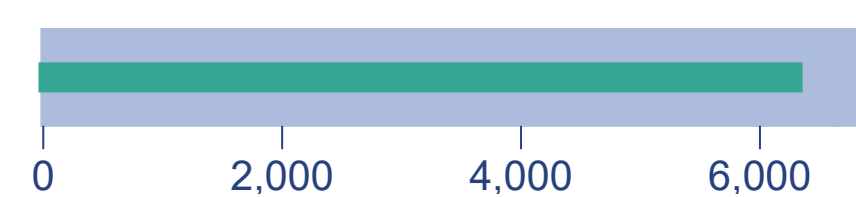
93.8%

### DESIGN BUILD

10,721 Assigned

6,951

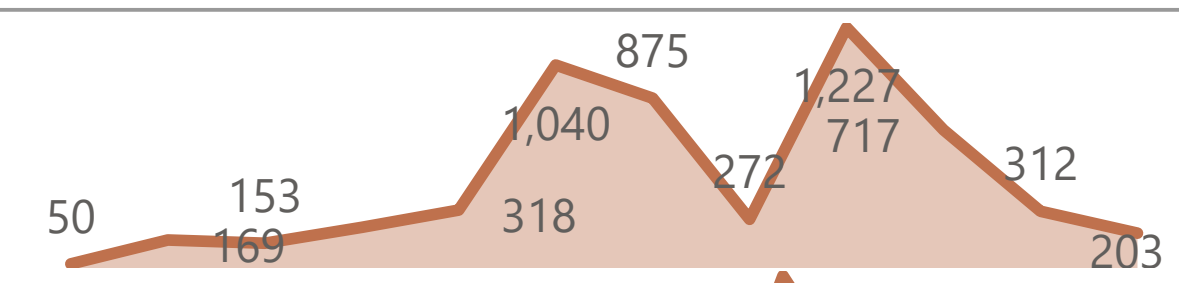
Repairs Required



91.3%

6,349

Repairs Completed



5,368

Inspection Passed


84.5%

### LORD

34,875 Assigned

22,911

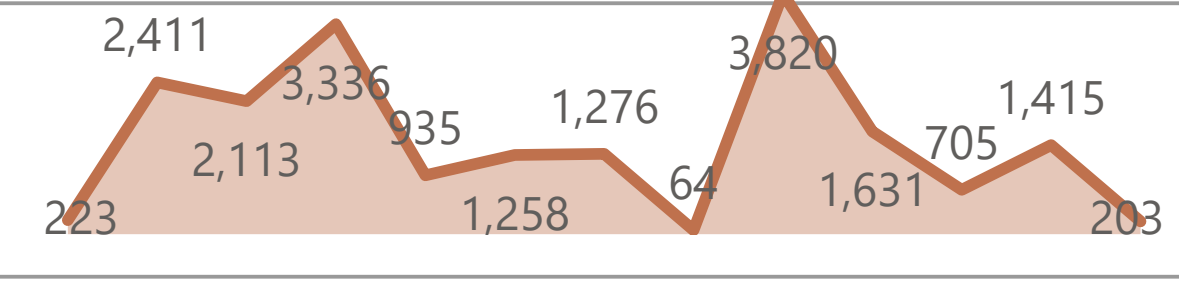
Repairs Required



85.0%

19,475

Repairs Completed



18,393

Inspection Passed

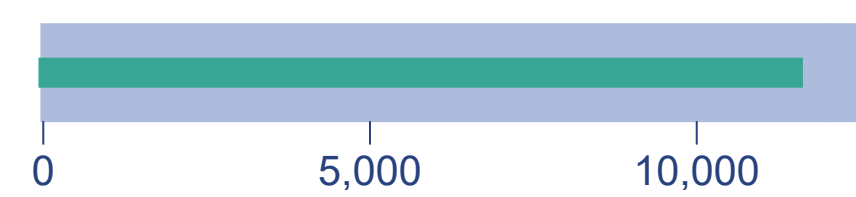
94.4%

### MASTEC

20,272 Assigned

12,706

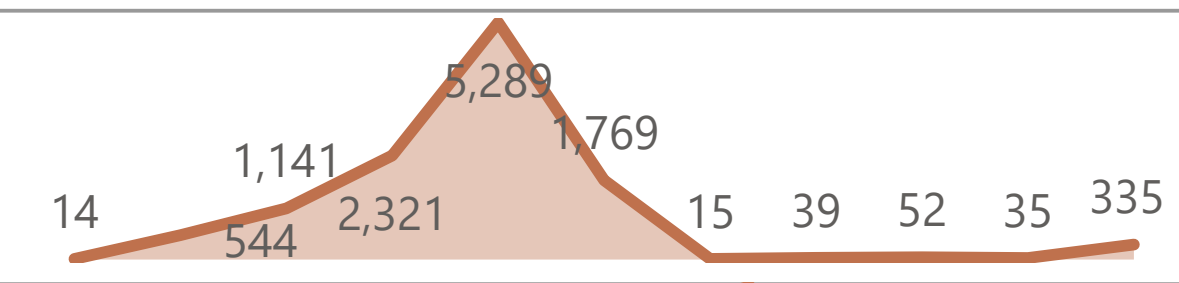
Repairs Required



91.4%

11,611

Repairs Completed



8,883

Inspection Passed

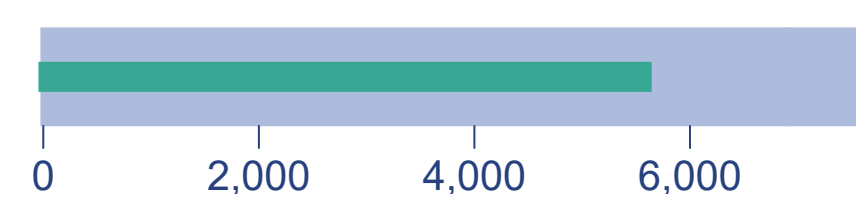
76.5%

### MASTER LINK

15,235 Assigned

7,703

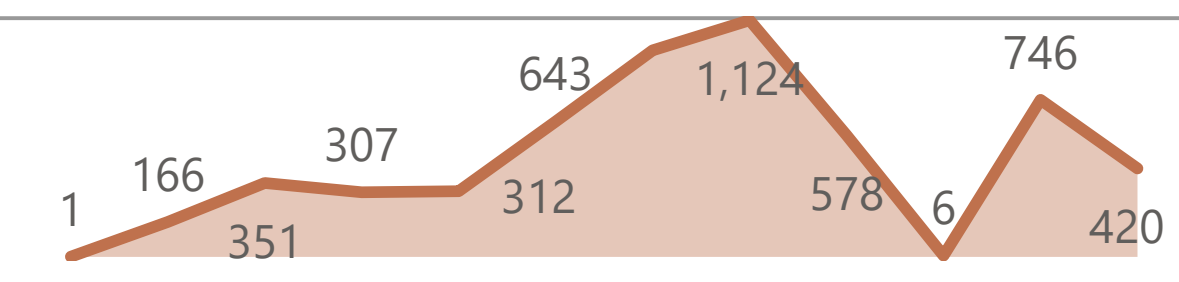
Repairs Required



73.2%

5,636

Repairs Completed



5,243

Inspection Passed

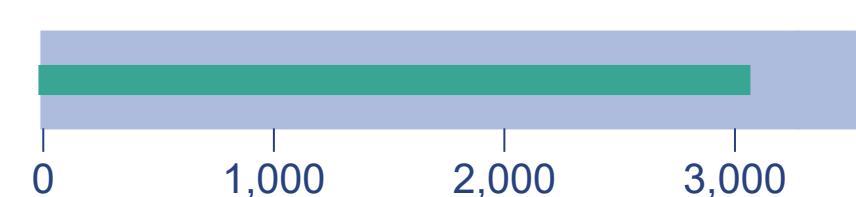
93.0%

### REYES

9,795 Assigned

3,601

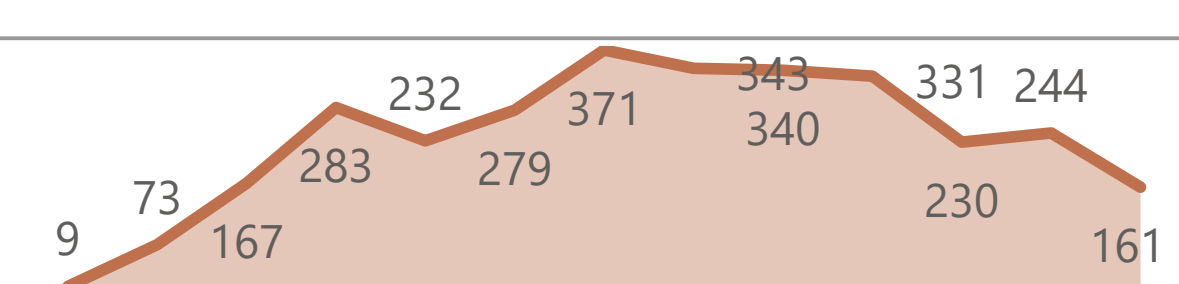
Repairs Required



85.1%

3,063

Repairs Completed



2,948

Inspection Passed


96.2%

### ROMAN

8,677 Assigned

5,142

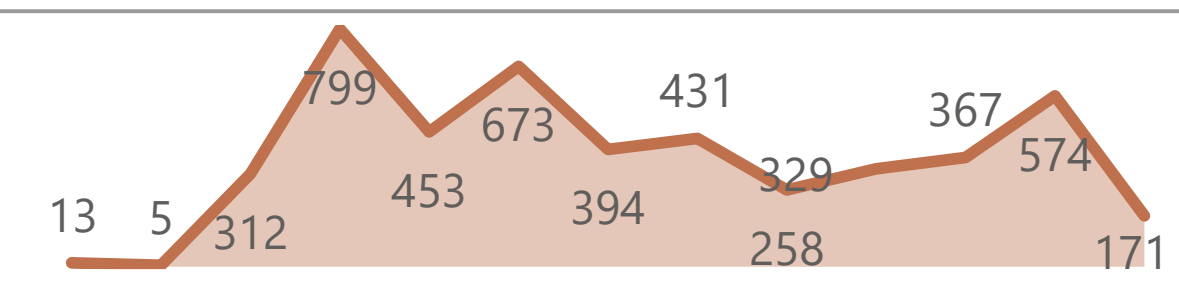
Repairs Required



92.9%

4,779

Repairs Completed



4,624

Inspection Passed

96.8%



# STREET LIGHTING PROJECT - CONTRACTOR'S INVOICED STATUS

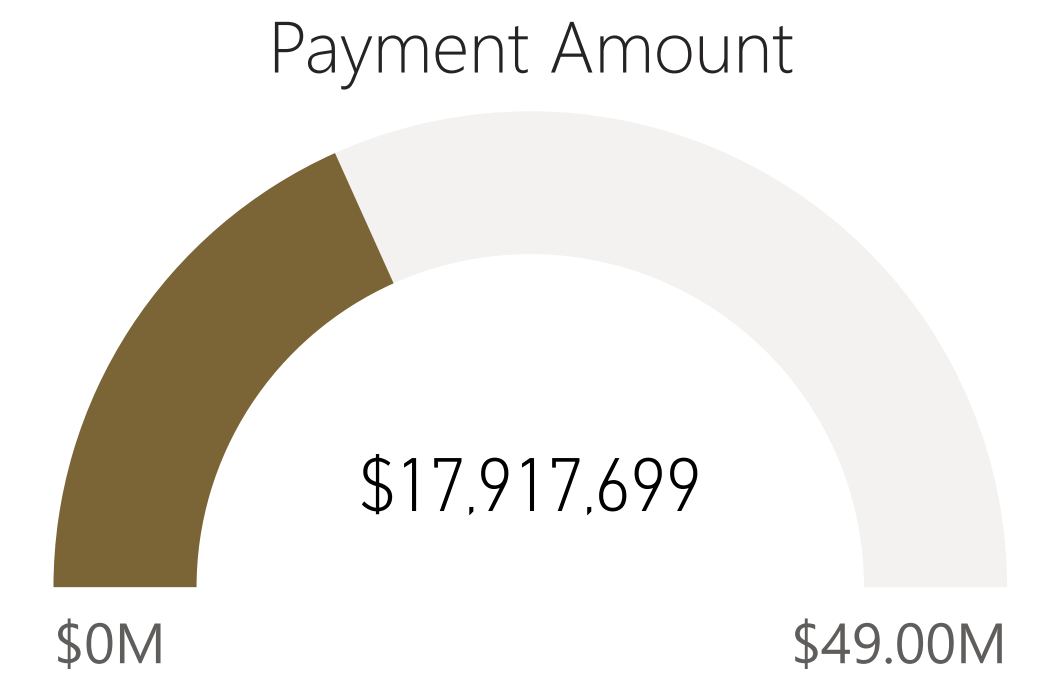
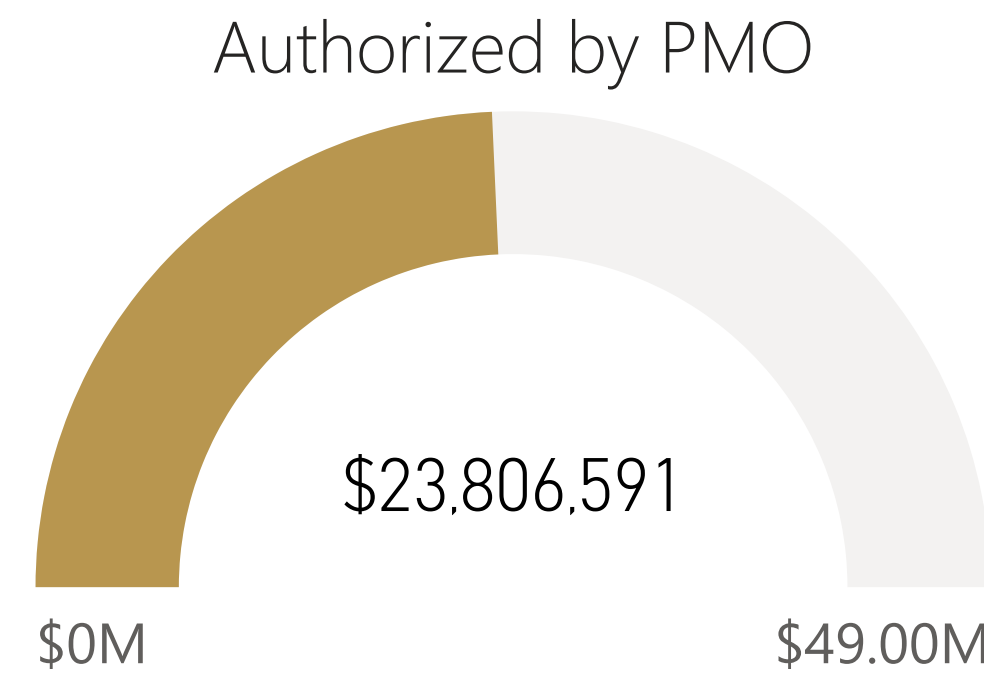
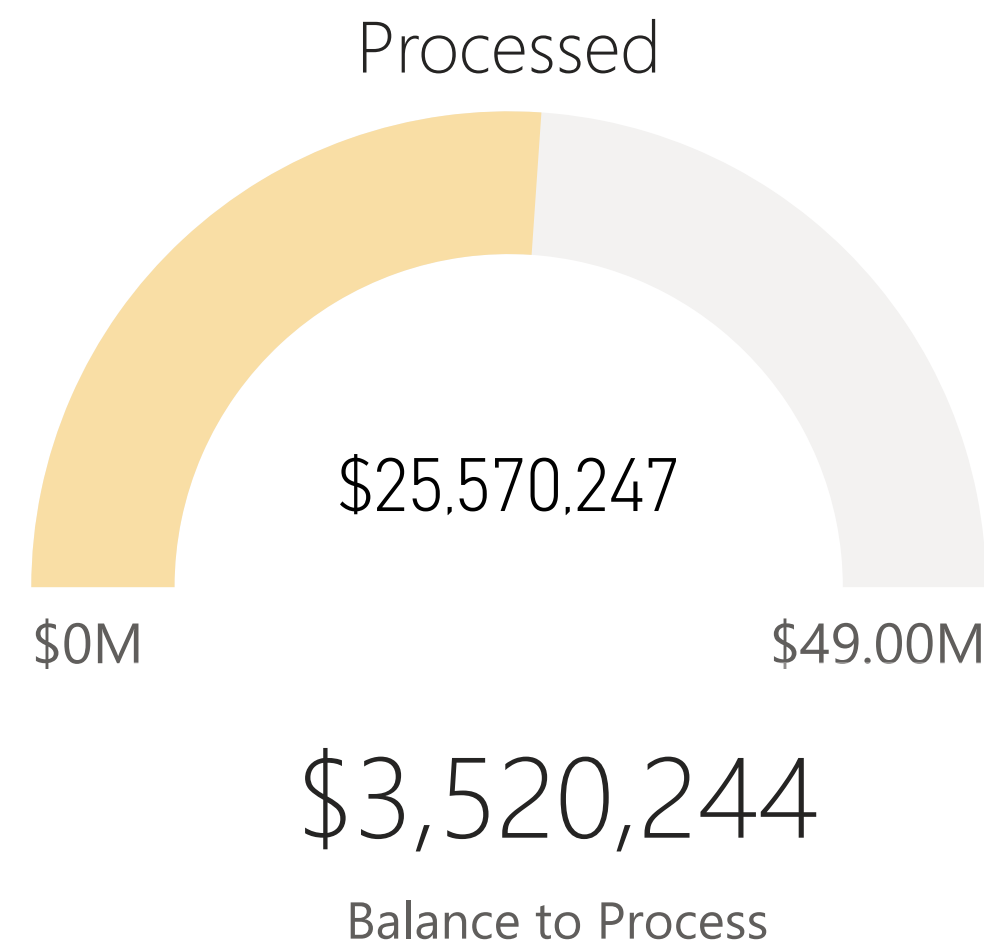
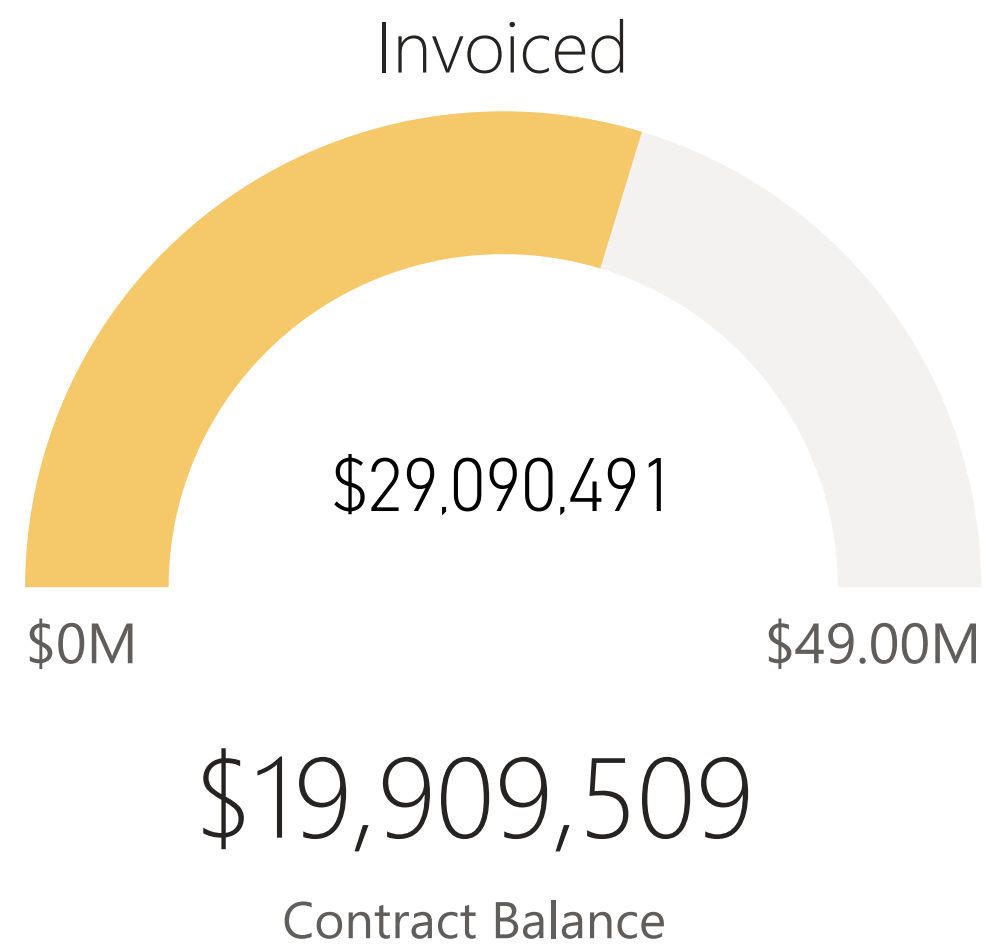
Empowered by **acumenian**

Report Date (AST Local Time)

7/9/2020 10:44:12 AM

Latest Refresh (AST Local Time)

7/9/2020 6:17:43 AM



## DETAIL BY CONTRACTOR

