NEPR
Received:
Mar 24, 2021
9:59 PM

GOBIERNO DE PUERTO RICO
JUNTA REGLAMENTADORA DEL SERVICIO PÚBLICO
NEGOCIADO DE ENERGÍA DE PUERTO RICO

IN RE: TARIFA PERMANENTE DE LA AUTORIDAD DE ENERGÍA ELÉCTRICA DE PUERTO RICO	**CASO NÚM**.: NEPR-MI-2020-0001 **ASUNTO**: Correcciones a documentos radicados el 17 de marzo de 2021.

MOCIÓN PARA REEMPLAZAR DOCUMENTOS RADICADOS EL 17 DE MARZO DE 2021

AL HONORABLE NEGOCIADO DE ENERGÍA:

COMPARECE la Autoridad de Energía Eléctrica de Puerto Rico (la "Autoridad"), a través de su representación legal y respetuosamente expone y solicita:

1. El 17 de marzo de 2021, la Autoridad presentó al Negociado de Energía de la Junta Reglamentadora de Servicio Público *Moción Para Presentar Correcciones a Reportes y Documentos Radicados el 5 de Febrero de 2021* (la "Moción del 17 de febrero"). Dicha moción incluyó una serie de documentos que se vieron afectados por unas revisiones mínimas recientes. A pesar de que las enmiendas no son materiales, en aras de que el archivo de este Honorable Negociado sea el mas claro posible, la Autoridad presenta las revisiones que se listan a continuación.

a. El Exhibit A (REPORTE DE COMBUSTIBLE - Asset Suite - FEBRERO 2021) sustituye el Exhibit A (REPORTE DE COMBUSTIBLE - Asset Suite - FEBRERO 2021) presentado con la Moción del 17 de febrero. El archivo fue enmendado porque el *begining balance* que se utilizó no era el *begining balance* del mes de enero de 2021 y, por lo tanto, estaba incorrecto. La revisión causó una diferencia de -$159,620.

b. El Exhibit B (QUARTER RECONCILIATION FILE DEC20-JAN21-FEB21) sustituye el Exhibit B (QUARTER RECONCILIATION FILE DEC20-JAN21-FEB21) presentado con la Moción del 17 de febrero. El archivo fue enmendado para que reflejara la revisión realizada al reporte que se presenta en el inciso anterior.

c. El Exhibit B (QUARTER RECONCILIATION FILE SEP-OCT-NOV (REVISED 3-16-2021) sustituye el Exhibit B (QUARTER RECONCILIATION FILE SEP-OCT-NOV (REVISED 3-16-2021) presentado con la Moción del 17 de febrero. El archivo fue corregido para incluir datos en la celda G20 de la primera hoja (RECONCILIATION GRAND SUMMARY).

d. El Exhibit C (APRIL - JUNE 2021 Factors Filing FEMA Defer 100 Rev 03-23-2021 (002)) sustituye el Exhibit K (APRIL - JUNE 2021 Factors Filing FEMA Defer 100 with revised recon and fema from june to nov 20) presentado con la Moción del 17 de febrero. El archivo fue corregido para aplicar la reconciliación que se afectó por la enmienda al reporte de combustible de febrero de 2021 que se incluye en esta moción (Attachment 1, celda C19).

POR TODO LO CUAL, se solicita respetuosamente al Negociado de Energía que acepte los archivos aquí presentados.

RESPETUOSAMENTE SOMETIDO.

En San Juan, Puerto Rico a 24 de marzo de 2021.

/s Katiuska Bolaños Lugo
Katiuska Bolaños Lugo
kbolanos@diazvaz.law
TSPR 18,888

DÍAZ & VÁZQUEZ LAW FIRM, P.S.C.
290 Jesús T. Piñero Ave.

Oriental Tower, Suite 1105
San Juan, PR 00918
Tel. (787) 395-7133
Fax. (787) 497-9664

Exhibit A

[La versión nativa de este archive ha sido presentada sellada. La versión pública puede ser descargada en https://diazvaz-my.sharepoint.com/:f:/g/personal/kbolanos_diazvaz_law/EgPfmwk4WYlNmVA0E5o_FAYBVs-XN_SmwVUUX4OTbz38WA?e=0vDy7v]

	SAN JUAN		COSTA SUR		PALO SECO		AGUIRRE		MAYAGÜEZ		SOUTH COAST TURBINES	
	BARRILES	$	BARRILES	$	BARRILES	$	BARRILES	$	BARRILES	$	BARRILES	$
BEGINNING BALANCE												
NO. 2							346,280.32	24,206,141.81	90,555.97	$ 6,492,250.21	3,614.76	295,627.47
NO. 6	128,728.61	8,293,010.16	578,427.85	42,389,553.33	332,394.03	19,495,092.40	429,700.78	28,746,978.52				
GAS PROPANO	88.33	3,465.56	53.10	1,906.82	97.04	3,787.41	31.07	1,255.04				
ADITIVOS												
COMPRADO GAS NATURAL												
TOTAL BEG	128,816.94	$ 8,296,475.72	578,480.95	$ 42,391,460.15	332,491.07	$ 19,498,879.81	776,012.17	$ 52,954,375.37	90,555.97	$ 6,492,250.21	3,614.76	$ 295,627.47
RECIBIDO												
COMPRADO NO. 2					9,979.04	829,498.72	145,805.16	12,389,148.01				
COMPRADO NO. 6	9,221.05	702,643.17			57,806.12	4,404,822.78	333,501.11	25,645,788.52				
GAS PROPANO					52.13	4,124.20	33.21	2,514.31				
Ecoeléctrica Delivery Point			313,433.17	17,522,857.75								
Ecoeléctrica Terminal Credit			$ (3,402.06)	(190,196.44)								
COMPRADO GAS NATURAL			452,418.73	25,293,012.01								
TOTAL REC	9,221.05	$ 702,643.17	762,449.84	$ 42,625,673.32	67,837.29	$ 5,238,445.70	479,339.48	$ 38,037,450.84	-	$ -	-	$ -
AJUSTES												
AJUSTES PROPANO												
AJUSTES NATURAL GAS												
	-	$ -	-	$ -	-	$ -	-	$ -	-	$ -	-	$ -
MISCELANEOS												
INSPECCIONES		2,435.90						19,601.20				
LABORATORIOS						3,128.85		70,219.63				
MANEJO GAS NATURAL												
MANEJO GAS PROPANO												
MANEJO NO. 2								96,860.76				
MANEJO NO. 6		96,830.76		61,177.08		96,860.76						
ALMACENAJE GAS NATURAL												
ALMACENAJE GAS PROPANO												
ALMACENAJE NO. 2												
ALMACENAJE NO. 6		520,459.03		328,822.91		520,459.03		520,459.03				
DEMORAS												
TRANSPORTACIÓN												
RECOBRO ALMACENAJE Y MANEJO NO. 2												
RECOBRO ALMACENAJE Y MANEJO NO. 6		(681,282.44)				(681,282.43)		(681,282.44)				
CREDITO												
GASTO MISC NO 02												
TOTAL MISC	-	($ 61,556.75)	-	$ 389,999.99	-	($ 60,833.79)	-	$ 25,858.18	-	$ -	-	$ -
ARBITRIOS												
ARBITRIOS NO. 2						$ 20,912.28		102,995.02				
ARBITRIOS NO. 6		2,821.86				17,690.03		306,898.40				
ARBITRIOS - GAS PROPANO												
ARBITRIOS - GAS NATURAL												
TOTAL ARB	-	$ 2,821.86	-	$ -	-	$ 38,602.31	-	$ 409,893.42	-	$ -	-	$ -
TRANSFER-IN												
TRANSFERENCIA-IN GAS NATURAL												
TRANSFERENCIA-IN GAS PROPANO												
TRANSFERENCIA-IN NO. 2			-	-	471.07	33,133.07						
TRANSFERENCIA-IN NO. 6	-	-	-	-								
TRANSFERENCIA-IN ADDITIVE												
TOTAL TRA	-	$ -	-	$ -	471.07	$ 33,133.07	-	$ -	-	$ -	-	$ -
	138,037.99	$ 8,940,384.00	1,340,930.79	$ 85,407,133.46	400,799.43	$ 24,748,227.10	1,255,351.65	$ 91,427,577.81	90,555.97	$ 6,492,250.21	3,614.76	$ 295,627.47
TRANSFER OUT												
TRANSFERENCIA-OUT GAS NATURAL												
TRANSFERENCIA-OUT GAS PROPANO												
TRANSFERENCIA-OUT NO. 2							186,657.28	13,657,790.54				
TRANSFERENCIA-OUT NO. 6												
TRANSFERENCIA-OUT Ecoeléctrica			313,433.17	17,522,857.75								
TRANSFERENCIA-OUT ECOeléctrica CR			(3,402.06)	(190,196.44)								
TOTAL TRA	-	$ -	310,031.11	$ 17,332,661.31	-	$ -	186,657.28	$ 13,657,790.54	-	$ -	-	$ -
CONSUMO												
CONSUMO GAS NATURAL			452,418.73									
CONSUMO GAS PROPANO					56.05		13.69					
CONSUMO NO. 2					471.07	31,542.74	142.95		8,560.25		10.55	
CONSUMO NO. 6					126,820.62		243,483.67					
CONSUMO CAPITAL EXPENDITURE												
CONSUMO GAS NATURAL - Ecoelectrica												
AJUSTE CONSUMO NO. 2												
AJUSTE CONSUMO NO. 6												
AJUSTE CONSUMO GAS PROPANO												
AJUSTE CONSUMO GAS NATURAL												
TOTAL CON	-	$ -	452,418.73	$ -	127,347.74	$ 31,542.74	243,640.31	$ -	8,560.25	$ -	10.55	$
GENERACIÓN												
GENERACIÓN GAS NATURAL												
GENERACIÓN GAS PROPANO												
GENERACIÓN NO. 2									4,458.700			
GENERACIÓN CAPITAL EXPENDITURE												
GENERACIÓN NO. 6	133,186.000		257,110.000		79,618.000		146,365.000					
GENERACIÓN ADDITIVE												
TOTAL GEN	133,186.000	-	257,110.000	-	79,618.000	-	146,365.000	-	4,458.700	-	-	-

	PALO SECO HG TURBINES		AGUIRRE POWER BLOCK		YABUCOA POWER BLOCK		DAGUAO TURBINES		VEGA BAJA LIGHT DESTILLED		JOBOS TURBINES LIGHT DESTILLED	
	BARRILES	$	BARRILES	$	BARRILES	$	BARRILES	$	BARRILES	$	BARRILES	$
BEGINNING BALANCE												
NO. 2	47,682.34	3,205,246.24	10,750.22	$ 589,463.09	14,105.92	899,062.18	9,499.81	623,876.52	5,708.99	382,833.69	8,924.22	568,734.66
TOTAL BEG	47,682.34	$ 3,205,246.24	10,750.22	$ 589,463.09	14,105.92	$ 899,062.18	9,499.81	$ 623,876.52	5,708.99	$ 382,833.69	8,924.22	$ 568,734.66
RECIBIDO												
COMPRADO NO. 2	9,979.04	829,498.72			709.02	58,505.05	1,890.55	155,546.34	2,600.19	220,068.96	4,015.02	340,200.14
TOTAL REC	9,979.04	$ 829,498.72	-	$ -	709.02	$ 58,505.05	1,890.55	$ 155,546.34	2,600.19	$ 220,068.96	4,015.02	$ 340,200.14
AJUSTES (total)	-	$ -	-	$ -	-	$ -	-	$ -	-	$ -	-	$ -
TOTAL MISC	-	$ -	-	$ -	-	$ -	-	$ -	-	$ -	-	$ -
ARBITRIOS NO. 2		$ 20,912.28				1,483.67		3,953.85		5,468.67		8,446.23
TOTAL ARB	-	$ 20,912.28	-	$ -	-	$ 1,483.67	-	$ 3,953.85	-	$ 5,468.67	-	$ 8,446.23
TRANSFERENCIA-IN GAS NATURAL	-											
TOTAL TRA	-	$ -	-	$ -	-	$ -	-	$ -	-	$ -	-	$ -
	57,661.38	$ 4,055,657.24	10,750.22	$ 589,463.09	14,814.94	$ 959,050.90	11,390.36	$ 783,376.71	8,309.18	$ 608,371.32	12,939.24	$ 917,381.03
TRANSFERENCIA-OUT NO. 2	471.07	31,542.74										
TOTAL TRA	471.07	$ 31,542.74	-	$ -	-	$ -	-	$ -	-	$ -	-	$ -
CONSUMO NO. 2	12,691.37				2,920.14		2,267.19		2,646.23		7,074.26	
TOTAL CON	12,691.37	$ -	-	$ -	2,920.14	$ -	2,267.19	$ -	2,646.23	$ -	7,074.26	$ -
GENERACIÓN NO. 2	4,829.000				1,020.000		864.000		965.000		2,759.000	
TOTAL GEN	4,829.000	-	-	-	1,020.000	-	864.000	-	965.000	-	2,759.000	-

	VIEQUES DIESEL		CULEBRA DIESEL		AGUIRRE COMBINED NO. 2		CAMBALACHE - TURBINES NO. 2		CORCO		SAN JUAN COMBINED CYCLE SJCC		Resume		
	BARRILES	$	BARRILES	$	BARRILES	$	BARRILES	$	BARRILES	$	BARRILES	$	Resume Beginning Balance		
NO. 2	2,144.78	186,384.77	452.36	41,534.03	58,398.73	$ 4,038,675.39	121,889.83	6,849,793.96	1,232.28	142,642.71	57,664.73	3,561,902.83	778,905.26	52,084,169.55	
NO. 6									239,783.34	16,619,783.94			1,709,034.61	115,544,418.35	
GAS PROPANO													269.55	10,414.82	
ADITIVOS													-	-	
COMPRADO GAS NATURAL													-	-	
TOTAL BEG	2,144.78	$ 186,384.77	452.36	$ 41,534.03	58,398.73	$ 4,038,675.39	121,889.83	$ 6,849,793.96	241,015.62	$ 16,762,426.65	57,664.73	$ 3,561,902.83	2,488,209.42	167,639,002.73	
RECIBIDO													Resume Receipts		
COMPRADO NO. 2													174,978.02	14,822,465.94	
COMPRADO NO. 6													400,528.28	30,753,254.47	
GAS PROPANO													85.34	6,638.51	
Ecoeléctrica Delivery Point													313,433.17	17,522,857.75	
Ecoeléctrica Terminal Credit													(3,402.06)	(190,196.44)	
COMPRADO GAS NATURAL											183,983.79	12,457,395.44	636,402.52	37,750,407.45	
TOTAL REC	-	$ -	-	$ -	-	$ -	-	$ -	-	$ -	183,983.79	$ 12,457,395.44	1,522,025.27	100,665,427.68	
AJUSTES													-	-	
AJUSTES PROPANO													-	-	
AJUSTES NATURAL GAS													-	-	
	-	$ -	-	$ -	-	-	-	$ -	-	$ -	-	$ -	-	-	
MISCELANEOS													Resume Miscelaneos		
INSPECCIONES														$ 22,037.10	
LABORATORIOS														73,348.48	
MANEJO GAS NATURAL														-	
MANEJO GAS PROPANO														-	
MANEJO NO. 2														96,860.76	
MANEJO NO. 6														254,868.60	
ALMACENAJE GAS NATURAL														-	
ALMACENAJE GAS PROPANO														-	
ALMACENAJE NO. 2														-	
ALMACENAJE NO. 6														1,890,200.00	
DEMORAS														-	
TRANSPORTACIÓN														-	
RECOBRO ALMACENAJE Y MANEJO NO. 2														-	
RECOBRO ALMACENAJE Y MANEJO NO. 6														(2,043,847.31)	
CREDITO														-	
GASTO MISC NO 02														-	
TOTAL MISC	-	$ -	-	$ -	-	$ -	-	$ -	-	$ -	-	$ -		$ 293,467.63	
ARBITRIOS													Resume Arbitrios		
ARBITRIOS NO. 2														164,172.00	
ARBITRIOS NO. 6														327,410.29	
ARBITRIOS - GAS PROPANO														-	
ARBITRIOS - GAS NATURAL														-	
TOTAL ARB	-	$ -	-	$ -	-	$ -	-	$ -	-	$ -	-	$ -		$ 491,582.29	
TRANSFER-IN													Resume Trabsfer-In		
TRANSFERENCIA-IN GAS NATURAL													-	-	
TRANSFERENCIA-IN GAS PROPANO													-	-	
TRANSFERENCIA-IN NO. 2					186,657.28	13,764,122.14							187,128.35	13,797,255.21	
TRANSFERENCIA-IN NO. 6													-	-	
TRANSFERENCIA-IN ADDITIVE													-	-	
TOTAL TRA	-	$ -	-	$ -	186,657.28	$ 13,764,122.14	-	$ -	-	$ -	-	$ -	187,128.35	$ 13,797,255.21	
	2,144.78	$ 186,384.77	452.36	$ 41,534.03	245,056.01	$ 17,802,797.53	121,889.83	$ 6,849,793.96	241,015.62	$ 16,762,426.65	241,648.52	$ 16,019,298.27	4,197,363.04	$ 282,886,735.54	
TRANSFER OUT													Resume Transfer-out		
TRANSFERENCIA-OUT GAS NATURAL													-	-	
TRANSFERENCIA-OUT GAS PROPANO													-	-	
TRANSFERENCIA-OUT NO. 2													187,128.35	13,689,333.28	
TRANSFERENCIA-OUT NO. 6													-	-	
TRANSFERENCIA-OUT Ecoeléctrica													313,433.17	17,522,857.75	
TRANSFERENCIA-OUT ECOeléctrica CR															
TOTAL TRA	-	$ -	-	$ -	-	$ -	-	$ -	-	$ -	-	$ -	500,561.52	$ 31,212,191.03	
CONSUMO													Resume Consumo		
CONSUMO GAS NATURAL											183,983.79	12,457,395.44	636,402.52	12,457,395.44	
CONSUMO GAS PROPANO													69.74	-	
CONSUMO NO. 2	2.76		4.40		200,622.72		40,541.51				2,355.71		280,311.11	31,542.74	
CONSUMO NO. 6													370,304.29	-	
CONSUMO CAPITAL EXPENDITURE													-		
CONSUMO GAS NATURAL - Ecoelectrica													-		
AJUSTE CONSUMO NO. 2													-	-	
AJUSTE CONSUMO NO. 6													-	-	
AJUSTE CONSUMO GAS PROPANO													-	-	
AJUSTE CONSUMO GAS NATURAL													-	-	
TOTAL CON	2.76	$ -	4.40	$ -	200,622.72	$ -	40,541.51	$ -	-	$ -	186,339.50	$ 12,457,395.44	1,287,087.66	12,488,938.18	(267.03)
GENERACIÓN													-		
GENERACIÓN GAS NATURAL													-		
GENERACIÓN GAS PROPANO													-		
GENERACIÓN NO. 2	1.000		2.000		82,986.000		17,887.000						115,771,700		
GENERACIÓN CAPITAL EXPENDITURE													-		
GENERACIÓN NO. 6													616,279,000		
GENERACIÓN ADDITIVE													-		
TOTAL GEN	1.000	-	2.000	-	82,986.000	-	17,887.000	-	-	-	-	-	732,050,700.00		

	Tres Generadores Nuevos
#REF!	Total con Generadores Nuevos

	Total Informe Generacion
(732,050,700.00)	Total Hidroelectricas

total

-

PUERTO RICO ELECTRIC POWER AUTHORITY
FUEL OIL CONSUMPTION REPORT
FOR THE MONTH
NOVEMBER 2020

PUERTO RICO ELECTRIC POWER AUTHORITY
FUEL OIL CONSUMPTION REPORT
FOR THE MONTH ENDED February, 28 2021

SAN JUAN STEAM PLANT	FUEL NO 6		PROPANE		LIGHT DESTILLATE		TOTAL	
	BBLS	$	BBLS	$	BBLS	$	BBLS	$
BEG BAL	128,728.61	8,295,093.16	88.33	3,465.56			128,816.94	8,296,475.72
ADJUSTMENT	-	-	-	-	-	-	-	-
RECEIPTS	9,221.05	702,443.17	-	-			9,221.05	702,443.17
INTEREST							-	-
MISC. SERV.& INSP FEES							-	-
EXCISE TAXES		2,821.86		-			-	2,821.86
TRANSFER IN	-	-	-	-	-	-	-	-
SUBTOTAL	137,949.66	8,936,918.44	88.33	3,465.56	-	-	138,037.99	8,940,384.00
TRANSFERS OUT	-	-	-	-			-	-
CONSUMPTION	-	-	-	-			-	-
CAPITAL EXPENDITURE							-	-
ADJUSTMENT	-	-	-	-			-	-
ENDING BALANCE	137,949.66	8,936,918.44	88.33	3,465.56	-	-	138,037.99	8,940,384.00
PRICE PER BARREL		64.78		39.23		-		
BEG. PRICE PER BARREL		64.42		39.23		-		
ENDING PRICE PER BARREL		64.78		39.23		-		
CONSUMPTION PRICE PER BARREL		-				-		

GAS PLANTS	MAYAGUEZ SPECIAL CYCLE		SOUCO TURB-LIGHT DIST		PALO SECO TURB-LIGHT DIST		AGUIRRE POWER BLOCK-LIGHT DIST		YABUCOA POWER BLOCK-LIGHT		SUBTOTAL	
	BBLS	$	BBLS	$	BBLS	$	BBLS	$	BBLS	$	BBLS	$
BEG BAL	90,555.97	6,492,250.21	3,614.76	295,627.47	47,682.34	3,205,246.24	10,750.22	589,463.09	14,105.92	899,062.18	166,709.21	11,481,649.19
COMPRA DIC 2020	-	-	-	-			-	-			-	-
RECEIPTS	-	-			9,979.04	829,498.72	-	-	709.02	58,505.05	10,688.06	888,003.77
INTEREST											-	
MISC. SERV.& INSP FEES		-		-				-			-	-
EXCISE TAXES		-		-		20,912.28		-		1,443.47	-	22,395.95
TRANSFER IN	-	-	-	-	-	-	-	-	-	-	-	-
SUBTOTAL	90,555.97	6,492,250.21	3,614.76	295,627.47	57,661.38	4,055,657.24	10,750.22	589,463.09	14,814.94	959,050.90	177,397.27	12,392,048.91
TRANSFERS-OUT	-	-	-	-	471.07	33,133.07	-	-	-	-	471.07	33,133.07
CONSUMPTION	8,560.25	613,711.99	10.55	862.82	12,691.37	892,657.21	-	-	2,920.14	189,036.40	24,182.31	1,696,268.42
CAPITAL EXPENDITURE											-	-
ADJUSTMENT	-	-	-	-	-	-	-	-	-	-	-	-
ENDING BALANCE	81,995.72	5,878,538.22	3,604.21	294,764.65	44,498.94	3,129,866.96	10,750.22	589,463.09	11,894.80	770,014.50	152,743.89	10,662,647.42
PRICE PER BARREL		71.69		81.78		70.34		54.83		64.74		
BEG. PRICE PER BARREL		71.69		81.78		67.22		54.83		63.74		
ENDING PRICE PER BARREL		71.69		81.78		70.34		54.83		64.74		
CONSUMPTION PRICE PER BARREL		71.69		81.78		70.34		-		64.74		

PALO SECO STEAM PLANT	FUEL NO 6		PROPANE		LIGHT DESTILLATE		TOTAL		
	BBLS	$	BBLS	$	BBLS	$	BBLS	$	
BEG BAL	332,394.03	19,495,092.40	97.04	3,797.41	-	-	332,491.07	19,498,879.81	
ADJUSTMENT	-	-	-	-	-	-	-	-	
RECEIPTS	57,856.22	4,404,822.78	52.13	4,124.20			57,858.25	4,408,946.98	
INTEREST							-	-	
MISC. SERV.& INSP FEES		(60,833.79)					-	(60,833.79)	
EXCISE TAXES		17,480.03		-			-	17,480.03	
TRANSFER IN	-	-	-	-	471.07	33,133.07	471.07	33,133.07	
SUBTOTAL	390,250.25	23,856,771.42	149.17	7,911.61	471.07	33,133.07	390,820.39	23,897,836.10	
TRANSFERS OUT	-	-	-	-			-	-	
CONSUMPTION	126,820.62	7,753,791.34	56.05	2,972.69	471.07	31,542.74	127,347.74	7,788,306.77	NO.6 & propano
									7,756,764.03
ADJUSTMENT	-	-	-	-	-	-	-	-	
ENDING BALANCE	263,429.63	16,102,980.08	93.12	4,938.92	-	1,590.33	263,472.65	16,109,509.33	
PRICE PER BARREL		61.14		53.04		70.34			
ENDING PRICE PER BARREL		61.14		53.04		#DIV/0!			
CONSUMPTION PRICE PER BARREL		61.14				66.96			

GAS PLANTS	VEGA BAJA-LIGHT DIST		JOBOS TURB- LIGHT DIST		DAGUAO TURB-LIGHT DIST		VIEQUES		CULEBRA		TOTAL TURBINES		
	BBLS	$	BBLS	$	BBLS	$	BBLS	$	BBLS	$	BBLS	$	
BEG BAL	5,708.99	382,853.69	8,924.22	568,734.66	9,499.81	623,676.52	2,144.78	186,394.77	452.36	41,534.03	195,439.37	13,285,012.85	
ADJUSTMENTS	-	-	-	-	-	-	-	-	-	-	-	-	
RECEIPTS	2,480.39	220,068.96	4,015.02	340,280.14	1,890.55	155,546.34	-	-	-	-	19,393.82	1,403,819.23	
INTEREST											-	-	
MISC. SERV.& INSP FEES								-		-	-	-	-0.01
EXCISE TAXES		5,668.67		8,446.23		3,953.85		-		-	-	40,264.70	
TRANSFER IN	-	-	-	-	-	-	-	-	-	-	-	-	
SUBTOTAL	8,389.38	608,,371.32	12,939.24	917,381.03	11,390.36	783,376.71	2,144.78	186,394.77	452.36	41,534.03	212,433.19	14,929,096.76	
TRANSFER-OUT	-	-	-	-	-	-	-	-	-	-	471.07	33,133.07	
CONSUMPTION	2,646.23	193,748.41	7,074.26	501,598.97	2,267.19	155,926.93	2.76	239.85	4.40	403.99	36,377.15	2,548,146.57	1,934,434.58 1,967,567.65
ADJUSTMENTS	-	-	-	-	-	-	-	-	-	-	-	0.00	
ENDING BALANCE	5,662.95	414,622.91	5,864.98	415,822.06	9,122.17	627,449.78	2,142.02	186,144.92	447.96	41,130.04	175,984.97	12,347,817.12	1,934,434.58
PRICE PER BARREL		73.22		70.90		68.78		86.90		91.82			
ENDING PRICE PER BARREL		73.22		70.90		68.78		86.90		91.82			
CONSUMPTION PRICE PER BARREL		73.22		70.90		68.78		86.90		91.82			-0.01

SOUTH COAST STEAM PLANT	FUEL NO 6		PROPANE		LIGHT DESTILLATE		TOTAL	
	BBLS	$	BBLS	$	BBLS	$	BBLS	$
BEG BAL	579,427.85	42,389,553.33					579,427.85	42,389,553.33
ADJUSTMENT	-	-	-	-	-	-	-	-
RECEIPTS	-	-	-	-			-	-
INTEREST							-	-
MISC. SERV.& INSP FEES		389,999.99		-			-	389,999.99
EXCISE TAXES		-		-			-	-
TRANSFER IN	-	-	-	-	-	-	-	-
SUBTOTAL	579,427.85	42,779,553.32	-	-	-	-	579,427.85	42,779,553.32
TRANSFERS OUT	-	-	-	-			-	-
CONSUMPTION	-	-	-	-	-	-	-	-
							-	-
ADJUSTMENT PER TEMPERATURE	-	-	-	-	-	-	-	-
ENDING BALANCE	579,427.85	42,779,553.32	-	-	-	-	579,427.85	42,779,553.32
PRICE PER BARREL		73.96		-		-		
BEG. PRICE PER BARREL		73.28		-		-		
ENDING PRICE PER BARREL		73.96		-		-		
CONSUMPTION PRICE PER BARREL		-				-		

AGUIRRE COMBINED CYCLE	LIGHT DESTILLATE		ADDITIVE		TOTAL		CORCO - NO. 6		CORCO - NO. 2		TOTAL	
	BBLS	$	BBLS	$	BBLS	$	BBLS	$	BBLS	$	BBLS	$
BEG BAL	58,398.73	4,038,675.39			58,398.73	4,038,675.39	239,783.34	16,619,783.94	1,232.28	142,642.71	241,015.62	16,762,426.65
ADJUSTMENT	-	-			-	-	-	-	-	-	-	-
RECEIPTS	-	-			-	-	-	-	-	-	-	-
INTEREST					-	-					-	-
MISC. SERV.& INSP FEES					-	-					-	-
EXCISE TAXES					-	-					-	-
TRANSFER IN	186,657.28	13,764,122.14	-	-	186,657.28	13,764,122.14	-	-	-	-	-	-
SUBTOTAL	245,056.01	17,802,797.53	-	-	245,056.01	17,802,797.53	239,783.34	16,619,783.94	1,232.28	142,642.71	241,015.62	16,762,426.65
TRANSFERS-OUT	-	-			-	-					-	-
CONSUMPTION	200,622.72	14,574,813.58			200,622.72	14,574,813.58	-	-	-	-	-	-
					-	-					-	-
ADJUSTMENT	-	-			-	-	-	-	-	-	-	-
ENDING BALANCE	44,433.29	3,227,983.95	-	-	44,433.29	3,227,983.95	239,783.34	16,619,783.94	1,232.28	142,642.71	241,015.62	16,762,426.65
PRICE PER BARREL		72.65	-					69.31		115.76		
BEG. PRICE PER BARREL		69.16	-					69.31		115.76		
CONSUMPTION PRICE PER BARREL		72.65	-					69.31		115.76		

AGUIRRE STEAM PLANT	FUEL NO 6		PROPANE		LIGHT DESTILLATE		CHEM&CO ADDITIVES		TOTAL	
	BBLS	$	BBLS	$	BBLS	$	BBLS	$	BBLS	$
BEG BAL	429,700.78	28,746,979.52	31.07	1,235.04	346,240.32	24,206,141.81			776,012.17	52,954,375.37
ADJUSTMENT	-	-	-	-	-	-			-	-
RECEIPTS	333,503.11	25,645,788.52	33.21	2,514.31	145,805.16	12,389,168.01			479,339.48	38,037,450.84
INTEREST		-				-			-	-
MISC. SERV.& INSP FEES		21,119.78				4,738.40			-	25,858.18
EXCISE TAXES		306,898.40		-		102,995.02			-	409,893.42
TRANSFER IN	-	-	-	-	-	-			-	-
SUBTOTAL	763,201.89	54,720,785.22	64.28	3,749.35	492,085.48	36,703,023.24	-	-	1,255,351.65	91,427,577.81
TRANSFERS OUT	-	-	-	-	186,657.28	13,922,147.20			186,657.28	13,922,147.20
CONSUMPTION	243,483.67	17,457,527.01	13.69	802.78	142.95	10,662.17			243,640.31	17,468,991.92
	-	-	-	-	-	-			-	-
ADJUSTMENT	-	-	-	-	-	-			-	-
ENDING BALANCE	519,718.22	37,263,258.21	50.59	2,946.61	305,285.25	22,770,213.87	-	-	825,054.06	60,036,438.69
PRICE PER BARREL		71.70		58.64		74.59		-		
BEG. PRICE PER BARREL		66.90		40.39		69.90		-		
CONSUMPTION PRICE PER BARREL		71.70		58.64		74.59		-		

CAMBALACHE GAS TURBINES	LIGHT DESTILLATE		PROPANE		TOTAL	
	BBLS	$	BBLS	$	BBLS	$
BEG BAL	121,889.83	6,949,793.96	-	-	121,889.83	6,949,793.96
ADJUSTMENT	-				-	-
RECEIPTS	-	-			-	-
INTEREST					-	-
MISC. SERV.& INSP FEES		-			-	-
EXCISE TAXES		-			-	-
TRANSFER IN	-	-	-	-	-	-
SUBTOTAL	121,889.83	6,949,793.96	-	-	121,889.83	6,949,793.96
TRANSFERS-OUT	-	-			-	-
CONSUMPTION	40,541.51	2,278,295.00			40,541.51	2,278,295.00
					-	-
ADJUSTMENT	-	-			-	-
ENDING BALANCE	81,348.32	4,571,498.96	-	-	81,348.32	4,571,498.96
PRICE PER BARREL		56.20	-			
BEG. PRICE PER BARREL		56.20	-			
CONSUMPTION PRICE PER BARREL		56.20				

	BARRELS	COST PER BARREL	AMOUNT	Reconciliation	Diff
BEGINNING BALANCE	2,488,156.32		$ 167,038,371.91		
ADJUSTMENTS	-		$ -		
INTEREST					
FUEL HEDGE					
MISC. SERVICES & INSPECTION FEES			$ 293,467.63		
EXCISE TAXES			$ 470,670.01		
RECIPTS					
STEAM & GAS	565,612.60	$ 79.12	$ 44,752,840.20		
NATURAL GAS	636,402.52	$ 59.32	$ 37,750,407.45		
TOTAL RECEIPTS	1,202,015.12	$ 68.64	$ 82,503,247.65		
SUBTOTAL	3,690,171.44	$ 67.82	$ 250,275,777.20		
CONSUMPTION					
STEAM & GAS	650,685.14		$ 44,804,064.10		
NATURAL GAS	636,402.52		$ 37,750,407.45	82,554,471.55	
ADJ. TO CONSUMPTIC	-		$ -		
TOTAL RECEIPTS	1,287,087.66	$ 64.14	$ 82,554,471.55		
ENDING BALANCE	2,403,083.78	$ 69.79	$ 167,721,305.65		

SAN JUAN COMBINED CYCLE	LIGHT DESTILLATE		PROPANE		TOTAL						TOTAL		
	BBLS	$	BBLS	$	BBLS	$	BBLS	$	BBLS	$	BBLS	$	
BEG BAL	57,664.73	3,561,902.83	-	-	57,664.73	3,561,902.83					-	-	
ADJUSTMENT	-	-			-	-					-	-	
RECEIPTS	-	-	-	-	-	-					-	-	
INTEREST			-	-	-	-					-	-	
MISC. SERV.& INSP FEES		-			-	-					-	-	
EXCISE TAXES		-		-	-	-					-	-	
TRANSFER IN	-	-	-	-	-	-					-	-	
SUBTOTAL	57,664.73	3,561,902.83	-	-	57,664.73	3,561,902.83					-	-	
TRANSFERS-OUT	-	-	-	-	-	-					-	-	
CONSUMPTION	2,355.71	145,510.26	-	-	2,355.71	145,510.26					-	-	31,449,196.93
CAPITAL EXPENDITURE					-	-					-	-	29,752,973.83
ADJUSTMENT	-	-			-	-					-	-	1,716,223.10
ENDING BALANCE	55,309.02	3,416,392.57	-	-	55,309.02	3,416,392.57	-	-	-	-	-	-	
PRICE PER BARREL		61.77	-					-		-			
BEG. PRICE PER BARREL		61.77	-					-		-			
ENDING PRICE PER BARREL		61.77	-					-		-			
CONSUMPTION PRICE PER BARREL		61.77						-		-			

NATURAL GAS	SOUTH COAST NG		SAN JUAN CC NG										
	BBLS	$	BBLS	$	BBLS	$	BBLS	$	BBLS	$	BBLS	$	
BEG BAL	-	-									-	-	
ADJUSTMENT	-	-									-	-	
RECEIPTS	452,418.75	25,293,012.01	183,983.79	12,457,395.44							636,402.52	37,750,407.45	
Ecoeléctrica Delivery Point	313,433.17	17,522,857.75									313,433.17	17,522,857.75	
Ecoeléctrica Terminal Credit	(3,402.06)	(190,196.44)									(3,402.06)	(190,196.44)	
MISC. SERV.& INSP FEES											-	-	
EXCISE TAXES	-	-	-	-							-	-	
TRANSFER IN	-	-	-	-							-	-	
SUBTOTAL	762,449.84	42,625,673.32	183,983.79	12,457,395.44	-	-	-	-	-	-	946,433.63	55,083,068.76	
TRANSFERS-OUT Ecoeléctrica	313,433.17	17,522,857.75	-	-	-	-					313,433.17	17,522,857.75	
TRANSFERS-OUT Ecoeléctrica	(3,402.06)	(190,196.44)									(3,402.06)	(190,196.44)	
CONSUMPTION	452,418.75	25,293,012.01	183,983.79	12,457,395.44							636,402.52	37,750,407.45	
											-	-	
ADJUSTMENT	-	-									-	-	
ENDING BALANCE	-	-	-	-	-	-	-	-	-	-	-	-	
PRICE PER BARREL		55.91		67.71		-		-		-			
BEG. PRICE PER BARREL		-		-		-		-		-			

PUERTO RICO ELECTRIC POWER AUTHORITY
FUEL OIL CONSUMPTION REPORT
FOR THE MONTH
NOVEMBER 2020

ENDING PRICE PER BARREL	#DIV/0!	#DIV/0!

FUEL OIL CONSUMPTION REPORT
SUMMARY BY PLANT - CONSUMPTION
February 28, 2021

PLANT		FUEL TYPE	BARRELS	TOTAL	AMOUNT	TOTAL	GENERATION	GENERATION IMPORTED	EFFICIENCY	
STREAM										
SAN JUAN	SAN JUAN NO.9	NO. 6	-		$ -					
	SAN JUAN PROPANE	PROPANE	-		-					
		LIGHT DISTILLATE	-	-	-	$ -	103,166,000		-	10,664,664.28	(10,664,664.28)
SOUTH COAST		NO. 6	-		-					
		PROPANE	-		-					
		LIGHT DISTILLATE	-	-	-	-	257,110,000		-	628,963.00	(628,963.00)
PALO SECO	PALO SECO NO. 6	NO. 6	126,820.62		7,755,791.34					
	PALO SECO PROPANE	PROPANE	56.05		2,972.68					
		LIGHT DISTILLATE	471.97	127,347.76	31,542.74	7,788,306.77	79,618,000		629.20	7,301,383.86	486,923.22
AGUIRRE	AGUIRRE NO. 6	NO. 6	243,469.67		17,497,507.01					
	AGUIRRE PROPANE	PROPANE	107.95		5,882.17					
	AGUIRRE NO. 2	LIGHT DISTILLATE	110.86		42,962.17					
	AGUIRRE ADDITIVE	ADDITIVE		243,688.50		17,546,351.35	149,369,000		600.74	24,908,389.40	(7,439,403.51)
		TOTAL STREAM PLANTS		370,968.26		$ 25,357,298.69	629,278,000				
GAS										
MAYAGUEZ	MAYAGUEZ NO. 2	LIGHT DISTILLATE		8,560.26	$ 613,711.99	$ 613,711.99	4,958,700		520.86	3,708,172.26	(3,094,460.26)
SOUTH COAST TURB	SOUTH COAST TURB NO. 2	LIGHT DISTILLATE		10.96	862.82	862.82					
PALO SECO TURB	PALO SECO TURB NO. 2	LIGHT DISTILLATE		12,861.37	992,697.21	992,697.21	4,829,000		360.49	7,203,400.90	(6,298,969.92)
AGUIRRE POWER BLC	AGUIRRE POWER BLOCK NO. 2	LIGHT DISTILLATE									
YABUCOA	YABUCOA NO. 2	LIGHT DISTILLATE		2,920.14	189,036.40	189,036.40	1,020,000		349.30		
GAGUAO TURB	GAGUAO TURB NO. 2	LIGHT DISTILLATE		2,367.28	190,926.93	190,926.93	864,000		381.09		
JOBOS	JOBOS NO. 2	LIGHT DISTILLATE		1,474.26	111,538.67	111,538.67	1,104,000		302.61		
JOBOS (GUAYANAMA) TU	JOBOS TURBINES NO. 2	LIGHT DISTILLATE		7,974.28	561,568.67	561,568.67	2,769,000		390.01		
VIEQUES	VIEQUES DIESEL	LIGHT DISTILLATE		2.76	239.85	239.85	1,000		362.32		
CULEBRA	CULEBRA DIESEL	LIGHT DISTILLATE		0.40	403.99	403.99	2,000		454.56		
AGUIRRE COMBINED	AGUIRRE COMBINED NO. 2	LIGHT DISTILLATE		260,622.72	14,574,813.58	14,574,813.58	[illegible]		413.64	[illegible]	[illegible]
CAMBALACHE GAS TU	CAMBALACHE GAS TURBINES NO. 2	LIGHT DISTILLATE		43,543.16	2,278,295.03	2,278,295.03	[illegible]		443.20	[illegible]	[illegible]
SAN JUAN COMBINED	SAN JUAN NO. 2	LIGHT DISTILLATE		2,393.71	149,910.26	149,910.26	-			19,027,869.71	(18,882,959.45)
		TOTAL GAS PLANTS		370,897.09		$ 19,516,765.41	324,771,700				
NATURAL GAS											
SOUTH COAST NG		NATURAL GAS		462,418.75		25,290,012.01					
Ecoeléctrica		NATURAL GAS		321,633.17		17,522,847.75					
Ecoeléctrica Cogen		NATURAL GAS		15,802.80		1260,166.40					
Note: Invoice not received		NATURAL GAS		1,000.00		$ 54,000.00					
				800,854.72		$ 44,127,026.16					
		TOTAL ALL PLANTS		1,542,720.07		$ 89,001,090.26					
								DIF			
		Total Generation					722,262,700	734,049,700	(11,802,000)	corresponde a Hidroeléctrica, ver informe de Generación PHL 2021.	

-0.01

TRANSFERS - BY PLANT
February, 28 2021

FUEL TYPE	PLANT	TRANSFERS OUT BARRELS	TRANSFERS OUT AMOUNT	TRANSFERS IN BARRELS	TRANSFERS IN AMOUNT
STEAM					

NO. 6	SAN JUAN	-	$ -	-	$ -
PROPANE		-	-	-	-
LIGHT DESTILLATE		-	-	-	-
NO. 6	SOUTH COAST	-	-	-	-
PROPANE		-	-	-	-
LIGHT DESTILLATE		-	-	-	-
NO. 6	PALO SECO	-	-	-	-
PROPANE		-	-	-	-
LIGHT DESTILLATE		-	-	471.07	33,133.07
NO. 6	AGUIRRE	-	-	-	-
PROPANE		-	-	-	-
LIGHT DESTILLATE		186,657.28	13,922,147.20	-	-
ADDITIVE					
TOTAL STEAM PLANTS		186,657.28	$ 13,922,147.20	471.07	$ 33,133.07
GAS					

LIGHT DESTILLATE	MAYAGUEZ	-	$ -	-	$ -
LIGHT DESTILLATE	SOUTH COAST TURB	-	-	-	-
LIGHT DESTILLATE	PALO SECO TURB	471.07	33,133.07	-	-
LIGHT DESTILLATE	AGUIRRE POWER BLOCK	-	-	-	-
LIGHT DESTILLATE	YABUCOA	-	-	-	-
LIGHT DESTILLATE	DAGUAO TURB	-	-	-	-
LIGHT DESTILLATE	VEGA BAJA	-	-	-	-
LIGHT DESTILLATE	JOBOS (GUAYAMA) TURB	-	-	-	-
DIESEL	VIEQUES	-	-	-	-
DIESEL	CULEBRA	-	-	-	-
LIGHT DESTILLATE	AGUIRRE COMBINED	-	-	186,657.28	13,764,122.14
ADDITIVE	AGUIRRE COMBINED				
LIGHT DESTILLATE	CAMBALACHE GAS TURBINES	-	-	-	-
ADDITIVE	CAMBALACHE GAS TURBINES				
LIGHT DESTILLATE	SAN JUAN COMBINED CYCLE	-	-	-	-
TOTAL GAS PLANTS		471.07	$ 33,133.07	186,657.28	$ 13,764,122.14
OTHER					

NO. 6	CORCO	-	$ -	-	$ -
LIGHT DESTILLATE	CORCO	-	-	-	-
TOTAL ALL PLANTS		187,128.35	$ 13,955,280.27	187,128.35	$ 13,797,255.21
		-			(158,025.06)

-0.01

-0.01

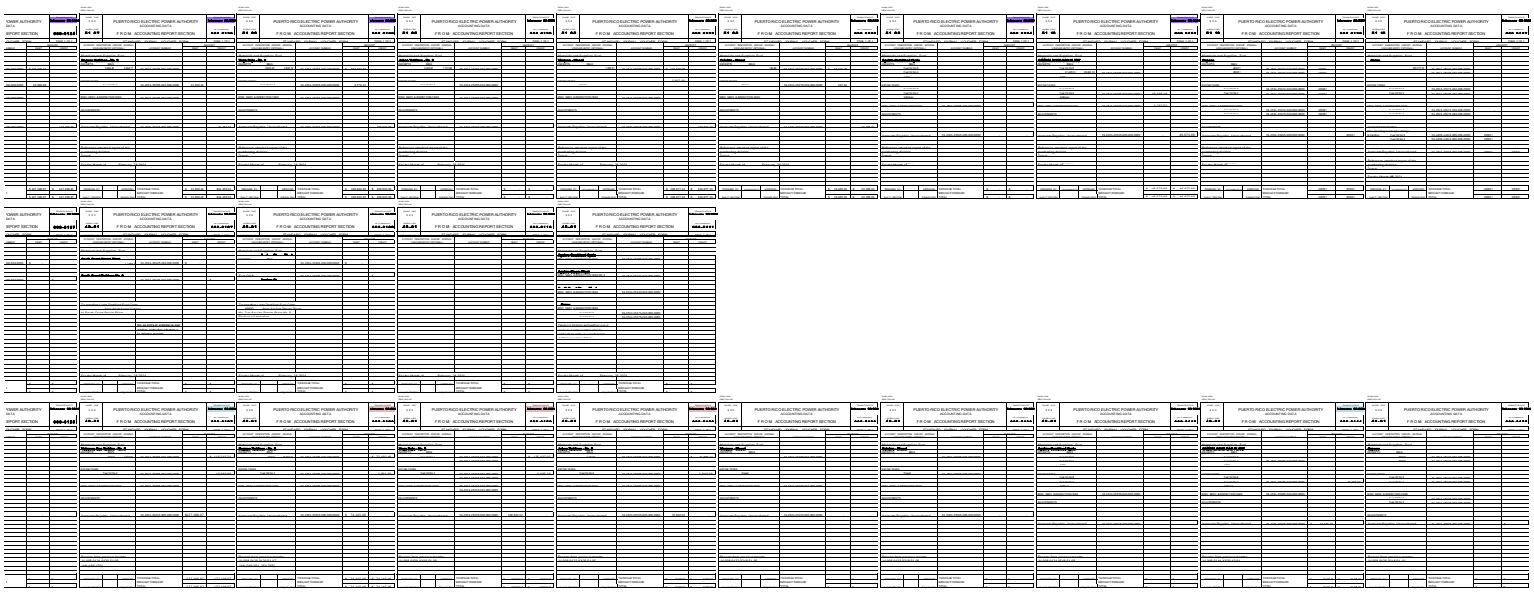



PUERTO RICO ELECTRIC POWER AUTHORITY
ACCOUNTING DATA
F R D 3 3 8 ACCOUNTING REPORT SECTION



PUERTO RICO ELECTRIC POWER AUTHORITY
ACCOUNTING DATA
F R D 3 3 8 ACCOUNTING REPORT SECTION



PUERTO RICO ELECTRIC POWER AUTHORITY
ACCOUNTING DATA
F R D 3 3 8 ACCOUNTING REPORT SECTION

CN 084-14054
PREPA 700.0-236
Rev. 6/83

SOURCE CODE: 500 | JOURNAL VCHR.: 28-01 | TRANSACTION DATE: February, 28 2021 | REF. I.D. REFERENCE NO.: 008-9101

PUERTO RICO ELECTRIC POWER AUTHORITY
ACCOUNTING DATA
F R O M: ACCOUNTING REPORT SECTION

VCHR TYPE: REGULAR — STANDARD JOURNAL VOUCHER FORM — PAGE 1 OF 4

ACCOUNT DESCRIPTION AND/OR JOURNAL VOUCHER ENTRY (OPTIONAL)	ACCOUNT NUMBER	AMOUNT DEBIT	AMOUNT CREDIT
Reversal consumption prior months			
Production Expenses			
Fuel Oil			
San Juan Steam Plant			
Fuel Oil No. 6	01-4009-50100-010-599-0000		
Propane Gas	01-4009-50100-010-599-0000		
Light Destillate Fuel	01-4009-50100-010-599-0000		
San Juan Combined Cycle			
Light Destillate Fuel	01-4008-54700-010-605-0000		
	01-4008-54700-010-605-0000		
South Coast Steam Plant			
Fuel Oil No. 6	01-4009-50100-010-600-0000		9,389.91
Propane Gas	01-4009-50100-010-600-0000		
Light Destillate Fuel	01-4009-50100-010-600-0000		
Palo Seco Steam Plant			
Fuel Oil No. 6	01-4009-50100-010-601-0000		
Propane Gas	01-4009-50100-010-601-0000		
Light Destillate Fuel	01-4009-50100-010-601-0000		
Aguirre Steam Plant			
Fuel Oil No. 6	01-4009-50100-010-598-0000		37,995,211.85
Propane Gas	01-4009-50100-010-598-0000		
Light Destillate Fuel	01-4009-50100-010-598-0000		8,746.88
Aguirre Combined Cycle			
Propane Gas			
Light Destillate Fuel	01-4008-54700-010-602-0000		13,764,122.14
Aguirre Power Block			
Light Destillate Fuel	01-4008-54700-010-604-0000		
PREPARED BY:	RECOMMENDED BY:	APPROVED	THIS PAGE TOTAL	$ -	$51,777,470.78
			BROUGHT FORWARD		
Juan C. Ortiz Díaz		Edgardo Diaz	TOTAL	$ -	$51,777,470.78

CN 084-14054
PREPA 700.0-236
Rev. 6/83

SOURCE CODE: 500 | JOURNAL VCHR.: 28-01 | TRANSACTION DATE: February, 28 2021 | REF. I.D. REFERENCE NO.: 008-9102

PUERTO RICO ELECTRIC POWER AUTHORITY
ACCOUNTING DATA
F R O M: ACCOUNTING REPORT SECTION

VCHR TYPE: REGULAR — STANDARD JOURNAL VOUCHER FORM — PAGE 1 OF 4

ACCOUNT DESCRIPTION AND/OR JOURNAL VOUCHER ENTRY (OPTIONAL)	ACCOUNT NUMBER	AMOUNT DEBIT	AMOUNT CREDIT
Asset Suite Feb 2021 Reversal			
Production Expenses			
Fuel Oil			
San Juan Steam Plant			
Fuel Oil No. 6	01-4009-50100-010-599-0000		
Propane Gas	01-4009-50100-010-599-0000		
Light Destillate Fuel	01-4009-50100-010-599-0000		
San Juan Combined Cycle			
Light Destillate Fuel	01-4008-54700-010-605-0000		
South Coast Steam Plant			
Fuel Oil No. 6	01-4009-50100-010-600-0000		
Propane Gas	01-4009-50100-010-600-0000		
Light Destillate Fuel	01-4009-50100-010-600-0000		
Palo Seco Steam Plant			
Fuel Oil No. 6	01-4009-50100-010-601-0000		
Propane Gas	01-4009-50100-010-601-0000		
Light Destillate Fuel	01-4009-50100-010-601-0000		
Aguirre Steam Plant			
Fuel Oil No. 6	01-4009-50100-010-598-0000		16,503,868.85
Propane Gas	01-4009-50100-010-598-0000		
Light Destillate Fuel	01-4009-50100-010-598-0000		10,546.33
Aguirre Combined Cycle			
Propane Gas			
Light Destillate Fuel	01-4008-54700-010-602-0000		12,327,738.01
Aguirre Power Block			
Light Destillate Fuel	01-4008-54700-010-604-0000		
PREPARED BY:	RECOMMENDED BY:	APPROVED	THIS PAGE TOTAL	$ -	$28,842,153.19
			BROUGHT FORWARD		
Juan C. Ortiz Díaz		Edgardo Diaz	TOTAL	$ -	$28,842,153.19

CN 084-14054
PREPA 700.0-236
Rev. 6/83

SOURCE CODE: 500 | JOURNAL VCHR.: 28-01 | TRANSACTION DATE: February, 28 2021 | REF. I.D. REFERENCE NO.: 008-9101

PUERTO RICO ELECTRIC POWER AUTHORITY
ACCOUNTING DATA
F R O M: ACCOUNTING REPORT SECTION

VCHR TYPE: REGULAR — STANDARD JOURNAL VOUCHER FORM — PAGE 2 OF 4

ACCOUNT DESCRIPTION AND/OR JOURNAL VOUCHER ENTRY (OPTIONAL)	ACCOUNT NUMBER	AMOUNT DEBIT	AMOUNT CREDIT
Jobos			
Light Destillate Fuel	01-4008-54700-010-604-0000		570,719.92
Mayaguez Gas Plant			
Special Cycle Oil	01-4008-54700-010-597-0000	3,858.77	
Guayama- Turbines (Jobos)			
Light Destillate Fuel	01-4008-54700-010-604-0000		
Vega Baja Power Block			
Light Destillate Fuel	01-4008-54700-010-604-0000		218,262.80
Light Destillate Fuel	01-4008-54700-010-604-0000		
Vieques			
Light Destillate Fuel	01-4008-54700-010-604-0000		
Culebra			
Light Destillate Fuel	01-4008-54700-010-604-0000		
Cambalache Gas Plant			
Light Destillate Fuel	01-4008-54700-010-603-0000		
Yabucoa Power Block			
Light Destillate Fuel	01-4008-54700-010-604-0000	-	
Daguao Turbines			
Light Destillate Fuel	01-4008-54700-010-604-0000		
South Coast Turbines			
Light Destillate Fuel	01-4008-54700-010-604-0000		
Palo Seco Turbines			
Light Destillate Fuel	01-4008-54700-010-604-0000		308,274.08
	01-4008-54700-010-604-0000		
PREPARED BY:	RECOMMENDED BY:	APPROVED	THIS PAGE TOTAL	$ 3,858.77	1,097,256.80
			BROUGHT FORWARD	-	$51,777,470.78
Juan C. Ortiz Díaz		Edgardo Diaz	TOTAL	$ 3,858.77	$52,874,727.58

CN 084-14054
PREPA 700.0-236
Rev. 6/83

SOURCE CODE: 500 | JOURNAL VCHR.: 28-01 | TRANSACTION DATE: February, 28 2021 | REF. I.D. REFERENCE NO.: 008-9102

PUERTO RICO ELECTRIC POWER AUTHORITY
ACCOUNTING DATA
F R O M: ACCOUNTING REPORT SECTION

VCHR TYPE: REGULAR — STANDARD JOURNAL VOUCHER FORM — PAGE 2 OF 4

ACCOUNT DESCRIPTION AND/OR JOURNAL VOUCHER ENTRY (OPTIONAL)	ACCOUNT NUMBER	AMOUNT DEBIT	AMOUNT CREDIT
Jobos			
Light Destillate Fuel	01-4008-54700-010-604-0000		
Mayaguez Gas Plant			
Special Cycle Oil	01-4008-54700-010-597-0000		496,791.74
Guayama- Turbines (Jobos)			
Light Destillate Fuel	01-4008-54700-010-604-0000		
Vega Baja Power Block			
Light Destillate Fuel	01-4008-54700-010-604-0000		
Light Destillate Fuel	01-4008-54700-010-604-0000		
Vieques			
Light Destillate Fuel	01-4008-54700-010-604-0000		
Culebra			
Light Destillate Fuel	01-4008-54700-010-604-0000		
Cambalache Gas Plant			
Light Destillate Fuel	01-4008-54700-010-603-0000		1,701,027.92
Yabucoa Power Block			
Light Destillate Fuel	01-4008-54700-010-604-0000		
Daguao Turbines			
Light Destillate Fuel	01-4008-54700-010-604-0000		
South Coast Turbines			
Light Destillate Fuel	01-4008-54700-010-604-0000		
Palo Seco Turbines			
Light Destillate Fuel	01-4008-54700-010-604-0000	-	
	01-4008-54700-010-604-0000		
PREPARED BY:	RECOMMENDED BY:	APPROVED	THIS PAGE TOTAL	$ -	2,197,819.66
			BROUGHT FORWARD	-	$28,842,153.19
Juan C. Ortiz Díaz		Edgardo Diaz	TOTAL	$ -	$31,039,972.85

CN 084-14054
PREPA 700.0-236
Rev. 6/83

SOURCE CODE: 500 | JOURNAL VCHR.: 28-01 | TRANSACTION DATE: February, 28 2021 | REF. I.D. REFERENCE NO.: 008-9101

PUERTO RICO ELECTRIC POWER AUTHORITY
ACCOUNTING DATA
F R O M: ACCOUNTING REPORT SECTION

VCHR TYPE: REGULAR — STANDARD JOURNAL VOUCHER FORM — PAGE 3 OF 4

ACCOUNT DESCRIPTION AND/OR JOURNAL VOUCHER ENTRY (OPTIONAL)	ACCOUNT NUMBER	AMOUNT DEBIT	AMOUNT CREDIT
Fuel Oil			
San Juan Steam Plant			
Fuel Oil No. 6	01-1511-15101-010-000-0000	-	$ -

CN 084-14054
PREPA 700.0-236
Rev. 6/83

SOURCE CODE: 500 | JOURNAL VCHR.: 28-01 | TRANSACTION DATE: February, 28 2021 | REF. I.D. REFERENCE NO.: 008-9102

PUERTO RICO ELECTRIC POWER AUTHORITY
ACCOUNTING DATA
F R O M: ACCOUNTING REPORT SECTION

VCHR TYPE: REGULAR — STANDARD JOURNAL VOUCHER FORM — PAGE 3 OF 4

ACCOUNT DESCRIPTION AND/OR JOURNAL VOUCHER ENTRY (OPTIONAL)	ACCOUNT NUMBER	AMOUNT DEBIT	AMOUNT CREDIT
Fuel Oil			
San Juan Steam Plant			
Fuel Oil No. 6	01-1511-15101-010-000-0000	-	$ -

Propane Gas	01-1511-15103-010-000-0000	-	-
Light Destillate Fuel	01-1511-15104-010-000-0000	-	-
San Juan Combined Cycle			
Light Destillate Fuel	01-1511-15104-010-000-0000	-	-
	01-1511-15104-010-000-0000	-	-
South Coast Steam Plant			
Fuel Oil No. 6	01-1511-15124-010-000-0000	9,389.91	-
Propane Gas	01-1511-15123-010-000-0000	-	-
Light Destillate Fuel	01-1511-15125-010-000-0000	-	-
Palo Seco Steam Plant			
Fuel Oil No. 6	01-1511-15114-010-000-0000	-	-
Propane Gas	01-1511-15113-010-000-0000	-	-
Light Destillate Fuel	01-1511-15115-010-000-0000	-	-
Aguirre Steam Plant			
Fuel Oil No. 6	01-1511-15131-010-000-0000	37,995,211.85	-
Propane Gas	01-1511-15133-010-000-0000	-	-
Light Destillate Fuel	01-1511-15135-010-000-0000	8,746.88	-
Aguirre Combined Cycle			
Propane Gas	01-1511-15151-010-000-0000	-	-
Light Destillate Fuel	01-1511-15155-010-000-0000	13,764,122.14	-
Aguirre Power Block			
Light Destillate Fuel	01-1511-15145-010-000-0000	-	-

PREPARED BY:	RECOMMENDED BY:	APPROVED			
			THIS PAGE TOTAL	$ 51,777,470.78	$ -
			BROUGHT FORWARD	$ 3,858.77	$52,874,727.58
Juan C. Ortiz Díaz		Edgardo Diaz	TOTAL	$ 51,781,329.55	$ 52,874,727.58

CN 084-14054
PREPA 700.0-236
Rev. 6/83

SOURCE CODE		TRANSACTION DATE
500	PUERTO RICO ELECTRIC POWER AUTHORITY ACCOUNTING DATA	February, 28 2021
JOURNAL VCHR. **28-01**	F R O M: ACCOUNTING REPORT SECTION	REF. I.D. REFERENCE NO. **008-9101**
VCHR TYPE: REGULAR	STANDARD JOURNAL VOUCHER FORM	PAGE 4 OF 4

ACCOUNT DESCRIPTION AND/OR JOURNAL VOUCHER ENTRY (OPTIONAL)	ACCOUNT NUMBER	AMOUNT DEBIT	AMOUNT CREDIT
Jobos			
Light Destillate Fuel	01-1511-15205-010-000-0000	570,719.92	-
Mayaguez Gas Plant			
Special Cycle Oil	01-1511-15250-010-000-0000	-	3,858.77
Guayama- Turbines (Jobos)			
Light Destillate Fuel	01-1511-15205-010-000-0000	-	-
Vega Baja Power Block			
Light Destillate Fuel	01-1511-15215-010-000-0000	218,262.80	-
Light Destillate Fuel	01-1511-15215-010-000-0000	-	
Vieques			
Diesel	01-1511-15226-010-000-0000	-	-
Culebra			
Diesel	01-1511-15276-010-000-0000	-	-
Cambalache Gas Plant			
Light Destillate Fuel	01-1511-15165-010-000-0000	-	-
Yabucoa Power Block			
Light Destillate Fuel	01-1511-15265-010-000-0000	-	-
Daguao Turbines			
Light Destillate Fuel	01-1511-15195-010-000-0000	-	-
South Coast Turbines			
Light Destillate Fuel	01-1511-15125-010-000-0000	-	-
Palo Seco Turbines			
Light Destillate Fuel	01-1511-15115-010-000-0000	308,274.08	-

PREPARED BY:	RECOMMENDED BY:	APPROVED			
			THIS PAGE TOTAL	1,097,256.80	$ 3,858.77
			BROUGHT FORWARD	$ 51,781,329.55	52,874,727.58
Juan C. Ortiz Díaz		Edgardo Diaz	TOTAL	$ 52,878,586.35	$ 52,878,586.35

Propane Gas	01-1511-15103-010-000-0000	-	-
Light Destillate Fuel	01-1511-15104-010-000-0000	-	-
San Juan Combined Cycle			
Light Destillate Fuel	01-1511-15104-010-000-0000	-	-
South Coast Steam Plant			
Fuel Oil No. 6	01-1511-15124-010-000-0000	-	-
Propane Gas	01-1511-15123-010-000-0000	-	-
Light Destillate Fuel	01-1511-15125-010-000-0000	-	-
Palo Seco Steam Plant			
Fuel Oil No. 6	01-1511-15114-010-000-0000	-	-
Propane Gas	01-1511-15113-010-000-0000	-	-
Light Destillate Fuel	01-1511-15115-010-000-0000	-	-
Aguirre Steam Plant			
Fuel Oil No. 6	01-1511-15131-010-000-0000	16,503,868.85	-
Propane Gas	01-1511-15133-010-000-0000	-	-
Light Destillate Fuel	01-1511-15135-010-000-0000	10,546.33	-
Aguirre Combined Cycle			
Propane Gas	01-1511-15151-010-000-0000	-	-
Light Destillate Fuel	01-1511-15155-010-000-0000	12,327,738.01	-
Aguirre Power Block			
Light Destillate Fuel	01-1511-15145-010-000-0000	-	-

PREPARED BY:	RECOMMENDED BY:	APPROVED			
			THIS PAGE TOTAL	$ 28,842,153.19	$ -
			BROUGHT FORWARD	$ -	$31,039,972.85
Juan C. Ortiz Díaz		Edgardo Diaz	TOTAL	$ 28,842,153.19	$ 31,039,972.85

CN 084-14054
PREPA 700.0-236
Rev. 6/83

SOURCE CODE		TRANSACTION DATE
500	PUERTO RICO ELECTRIC POWER AUTHORITY ACCOUNTING DATA	February, 28 2021
JOURNAL VCHR. **28-01**	F R O M: ACCOUNTING REPORT SECTION	REF. I.D. REFERENCE NO. **008-9102**
VCHR TYPE: REGULAR	STANDARD JOURNAL VOUCHER FORM	PAGE 4 OF 4

ACCOUNT DESCRIPTION AND/OR JOURNAL VOUCHER ENTRY (OPTIONAL)	ACCOUNT NUMBER	AMOUNT DEBIT	AMOUNT CREDIT
Jobos			
Light Destillate Fuel	01-1511-15205-010-000-0000	-	-
Mayaguez Gas Plant			
Special Cycle Oil	01-1511-15250-010-000-0000	496,791.74	-
Guayama- Turbines (Jobos)			
Light Destillate Fuel	01-1511-15205-010-000-0000	-	-
Vega Baja Power Block			
Light Destillate Fuel	01-1511-15215-010-000-0000	-	-
Light Destillate Fuel	01-1511-15215-010-000-0000		-
Vieques			
Diesel	01-1511-15226-010-000-0000	-	-
Culebra			
Diesel	01-1511-15276-010-000-0000	-	-
Cambalache Gas Plant			
Light Destillate Fuel	01-1511-15165-010-000-0000	1,701,027.92	-
Yabucoa Power Block			
Light Destillate Fuel	01-1511-15265-010-000-0000	-	-
Daguao Turbines			
Light Destillate Fuel	01-1511-15195-010-000-0000	-	-
South Coast Turbines			
Light Destillate Fuel	01-1511-15125-010-000-0000	-	-
Palo Seco Turbines			
Light Destillate Fuel	01-1511-15115-010-000-0000	-	-

PREPARED BY:	RECOMMENDED BY:	APPROVED			
			THIS PAGE TOTAL	2,197,819.66	$ -
			BROUGHT FORWARD	$ 28,842,153.19	31,039,972.85
Juan C. Ortiz Díaz		Edgardo Diaz	TOTAL	$ 31,039,972.85	$ 31,039,972.85

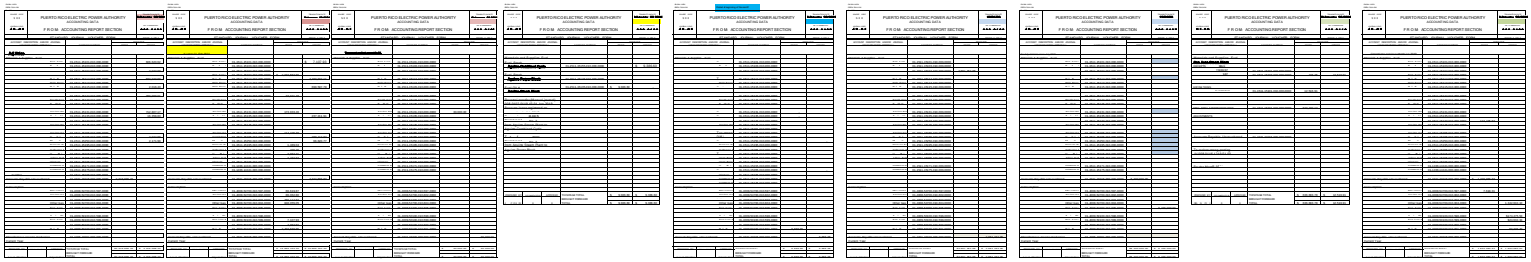

Exhibit B

[La versión nativa de este archive ha sido presentada sellada. La versión pública puede ser descargada en https://diazvaz-my.sharepoint.com/:f:/g/personal/kbolanos_diazvaz_law/EgPfmwk4WYlNmVA0E5o_FAYBVs-XN_SmwVUUX4OTbz38WA?e=0vDy7v]

PUERTO RICO ELECTRIC POWER AUTHORITY
ECONOMIC AND FINANCIAL ANALYSIS DEPARTMENT

GRAND SUMMARY (RECONCILIATIONS OF COST VS. REVENUES)

September to November 2020

Fuel Adjustment Clause

	Sep-20	Oct-20	Nov-20	QUARTER GRAND TOTAL
BARRELS USED	1,848,021.32	1,700,135.60	1,525,840.41	5,073,997.33
NATURAL GAS BARRELS	692,176.70	533,890.67	529,134.56	1,755,201.93
COST OF BARRELS	$ 105,097,341.70	$ 96,642,591.28	$ 91,476,816.96	$ 293,216,749.94
PRICE PER BARREL BEFORE AUTHORITY USE	$ 56.87	$ 56.84	$ 59.95	$ 57.79
AUTHORITY USE COST	$ (141,341.90)	$ (164,484.37)	$ (147,111.49)	$ (452,937.76)
SHIPPING COST (40 cents per barrel - not including natural gas)	$ 462,337.85	$ 466,497.97	$ 398,682.34	$ 1,327,518.16
BARRELS USED FOR MONTH	1,848,021.32	1,700,135.60	1,525,840.41	5,073,997.33
COST PER BARREL	$ 57.04	$ 57.02	$ 60.12	$ 57.96
FUEL COST FOR MONTH	$ 105,418,337.65	$ 96,944,604.88	$ 91,728,387.81	$ 294,091,330.34
FUEL TRANSFERRED TO ECOELÉCTRICA LLC, PER REVISED CONTRACT	-	$ 12,109,191.67	$ 20,613,701.00	$ 32,722,892.67
PRIOR PERIOD ADJUSTMENTS *PER PREB ORDER--->*	($1,949,898.65)	$0.00	$0.00	($1,949,898.65)
FUEL COST TO BE RECOVERED	$ 103,468,439.00	$ 109,053,796.55	$ 112,342,088.81	$ 324,864,324.36
BILLED SALES FOR FUEL ADJUSTMENT CLAUSE; PER SALES REPORTS	$ 82,387,927.83	$ 82,804,221.07	$ 78,578,155.94	$ 243,770,304.84
OTHER ADJUSTMENTS (explain)	$ -	$ -	$ -	$ -
AMOUNT TO BE RECOVERED OR (RETURNED); FUEL ADJUSTMENT CLAUSE	**$ 21,080,511.17**	**$ 26,249,575.48**	**$ 33,763,932.87**	**$ 81,094,019.52**

Allocation of Prior Period Adjustments Using Forecast Sales - July to September 2020

	July	August	September	Totals
Estimated Retail Sales (kWh)	1,418,405,684	1,405,905,166	1,378,869,415	4,203,180,265
FAC Adjustments & Allocation	*($5,943,837.35)*			
Prior Period Adjustments for March/April	$ (2,005,808.02)	$ (1,988,130.68)	$ (1,949,898.65)	$ (5,943,837.35)
	-	-	-	$ -
Net FAC Prior Period Adjustments	**($2,005,808.02)**	**($1,988,130.68)**	**($1,949,898.65)**	**($5,943,837.35)**
PPAC Adjustments & Allocation	*$2,230,755.46*			
Prior Period Adjustments for March/April	$ 752,790.99	$ 746,156.58	$ 731,807.89	$ 2,230,755.46
	-	-	-	$ -
Net PPAC Prior Period Adjustments	**$752,790.99**	**$746,156.58**	**$731,807.89**	**$2,230,755.46**

Allocation of Prior Period Adjustments Using Forecast Sales - October to December 2020

	October	November	December	Totals
Estimated Retail Sales (kWh)	1,416,797,715	1,311,582,413	1,272,498,741	4,000,878,869
FAC Adjustments & Allocation	*$0.00*			
Prior Period Adjustments for March/April	$ -	$ -	$ -	$ -
	-	-	-	$ -
Net FAC Prior Period Adjustments	**$0.00**	**$0.00**	**$0.00**	**$0.00**
PPAC Adjustments & Allocation	*($6,651,786.95)*			
Prior Period Adjustments for March/April	$ (2,355,541.58)	$ (2,180,612.58)	$ (2,115,632.79)	$ (6,651,786.95)
	-	-	-	$ -
Net PPAC Prior Period Adjustments	**($2,355,541.58)**	**($2,180,612.58)**	**($2,115,632.79)**	**($6,651,786.95)**

Purchased Power Clause - SEPTEMBER 2020

	KWH	$	C.E.R.'S AND APX	INVOICE ADJUSTMENTS	LESS: AUTHORITY USE	COST FOR MONTH
ECOELÉCTRICA	307,645,354	$ 31,903,154.05	$ -	$ -	$ (60,191.01)	$ 31,842,963.04
AES	269,086,793	25,925,892.16	-	-	(52,647.00)	25,873,245.16
WINDMAR (CANTERA MARTINÓ)	351,803	62,806.39	12,320.00	-	(68.83)	75,057.56
AES-ILUMINA	3,159,934	544,466.11	110,600.00	-	(618.24)	654,447.86
PATTERN	7,652,427	1,061,621.20	212,370.75	-	(1,497.20)	1,272,494.75
PUNTA LIMA	-	-	-	-	-	-
SAN FERMÍN	2,690,763	435,903.61	94,045.00	-	(526.45)	529,422.16
HORIZON ENERGY	1,961,119	309,660.69	68,670.00	-	(383.69)	377,947.00
LANDFILL GAS TECH FAJARDO	274,468	27,446.80	2.75	-	(53.70)	27,395.85
ORIANA ENERGY	7,590,075	1,206,821.93	227,700.00	-	(1,485.00)	1,433,036.92
COTO LAUREL SOLAR FARM	1,222,885	183,432.75	42,805.00	-	(239.26)	225,998.49
HUMACAO SOLAR PROJECT	4,775,533	716,329.95	119,400.00	-	(934.34)	834,795.61
LANDFILL GAS TOA BAJA	465,916	46,591.60	4.66	-	(91.16)	46,505.10
APX	-	-	-	-	-	-
	606,877,070	**$ 62,424,127.23**	**$ 887,918.16**	**-**	**$ (118,735.88)**	**$ 63,193,309.51**
PURCHASED POWER COST FOR MONTH					$ 63,193,309.51	
PRIOR PERIOD ADJUSTMENTS					$731,807.89	
PURCHASED POWER COST TO BE RECOVERED					$ 63,925,117.40	
BILLED SALES FOR FUEL ADJUSTMENT CLAUSE					69,287,665.13	
OTHER ADJUSTMENTS (explain)					$ -	
AMOUNT TO BE RECOVERED OR (RETURNED); PURCHASED POWER CLAUSE					**$ (5,362,547.74)**	

Purchased Power Clause - OCTOBER 2020

	KWH	$	C.E.R.'S AND APX	INVOICE ADJUSTMENTS	LESS: AUTHORITY USE	COST FOR MONTH
ECOELÉCTRICA	311,237,000	$ 26,015,314.63	$ -	$ -	$ (66,346.70)	$ 25,948,967.93
AES	303,822,094	27,894,469.31	$ -	-	(64,766.06)	27,829,703.26
WINDMAR (CANTERA MARTINÓ)	390,854	69,962.87	13,685.00	-	(83.32)	83,564.55
AES-ILUMINA	2,913,227	501,957.75	101,955.00	-	(621.02)	$603,291.74
PATTERN	9,328,109	1,294,088.56	258,852.00	-	(1,988.48)	1,550,952.08
PUNTA LIMA	-	-	-	-	-	-
SAN FERMÍN	2,621,539	424,689.32	91,525.00	-	(558.84)	515,655.48
HORIZON ENERGY	1,845,076	291,337.50	64,575.00	-	(393.32)	355,519.18
LANDFILL GAS TECH FAJARDO	378,834	37,883.40	3.79	-	(80.76)	37,806.43
ORIANA ENERGY	7,668,422	1,219,279.10	230,070.00	-	(1,634.69)	1,447,714.41
COTO LAUREL SOLAR FARM	1,119,951	167,992.65	39,200.00	-	(238.74)	206,953.91
HUMACAO SOLAR PROJECT	4,259,102	638,865.30	106,475.00	-	(907.92)	744,432.38
LANDFILL GAS TOA BAJA	257,281	25,728.10	2.57	-	(54.84)	25,675.83
APX	-	-	-	-	-	-
	645,841,489	**$ 58,581,568.49**	**$ 906,343.36**	**$ -**	**$ (137,674.67)**	**$ 59,350,237.18**
PURCHASED POWER COST FOR MONTH					$ 59,350,237.18	
PRIOR PERIOD ADJUSTMENTS					($2,355,541.58)	
PURCHASED POWER COST TO BE RECOVERED					$ 56,994,695.59	
BILLED SALES FOR FUEL ADJUSTMENT CLAUSE					68,706,650.36	
OTHER ADJUSTMENTS (explain)					$ -	
AMOUNT TO BE RECOVERED OR (RETURNED); PURCHASED POWER CLAUSE					**$(11,711,954.76)**	

Purchased Power Clause - NOVEMBER 2020

	KWH	$	C.E.R.'S AND APX	INVOICE ADJUSTMENTS	LESS: AUTHORITY USE	COST FOR MONTH
ECOELÉCTRICA	292,827,921	$ 13,221,974.17	$ -	-	$ (58,019.31)	$ 13,163,954.86
AES	302,091,888	27,766,596.17	-	-	(59,854.82)	27,706,741.35
WINDMAR (CANTERA MARTINÓ)	340,857	61,013.43	11,935.00	-	(67.54)	72,880.89
AES-ILUMINA	2,505,486	432,800.73	87,710.00	-	(496.42)	520,014.31
PATTERN	7,753,220	1,075,604.25	215,145.75	-	(1,536.18)	1,289,213.82
PUNTA LIMA	-	-	-	-	-	-
SAN FERMÍN	2,227,996	360,935.35	77,770.00	-	(441.44)	438,263.91
HORIZON ENERGY	1,657,230	261,676.62	57,995.00	-	(328.35)	319,343.26
LANDFILL GAS TECH FAJARDO	402,355	40,235.45	4.02	-	(79.72)	40,159.75
ORIANA ENERGY	6,366,661	1,012,299.14	191,010.00	-	(1,261.46)	1,202,047.69
COTO LAUREL SOLAR FARM	1,012,903	151,935.45	35,455.00	-	(200.69)	187,189.76
HUMACAO SOLAR PROJECT	3,956,996	593,549.36	98,925.00	-	(784.02)	691,690.35
LANDFILL GAS TOA BAJA	320,399	32,039.85	3.20	-	(63.48)	31,979.57
APX	-	-	-	-	-	-
	621,463,911	**$ 45,010,659.97**	**$ 775,952.97**	**$ -**	**$ (123,133.43)**	**$ 45,663,479.51**
PURCHASED POWER COST FOR MONTH					$ 45,663,479.51	
PRIOR PERIOD ADJUSTMENTS					($2,180,612.58)	
PURCHASED POWER COST TO BE RECOVERED					$ 43,482,866.93	
BILLED SALES FOR FUEL ADJUSTMENT CLAUSE					65,984,292.46	
OTHER ADJUSTMENTS (explain)					$ -	
AMOUNT TO BE RECOVERED OR (RETURNED); PURCHASED POWER CLAUSE					**$(22,501,425.53)**	

Purchased Power Clause - QUARTER GRAND TOTAL

	KWH	$	C.E.R.'S AND APX	INVOICE ADJUSTMENTS	LESS: AUTHORITY USE	COST FOR MONTH
ECOELÉCTRICA	911,710,276	$ 71,140,442.85	$ -	$ -	$ (184,557.01)	$ 70,955,885.84
AES	875,000,775	81,586,957.64	-	-	(177,267.88)	81,409,689.76
WINDMAR (CANTERA MARTINÓ)	1,083,514	193,782.69	37,940.00	-	(219.68)	231,503.00
AES-ILUMINA	8,578,647	1,479,224.59	300,265.00	-	(1,735.68)	1,777,753.91
PATTERN	24,733,756	3,431,314.01	686,368.50	-	(5,021.86)	4,112,660.64
PUNTA LIMA	-	-	-	-	-	-
SAN FERMÍN	7,540,298	1,221,528.28	263,340.00	-	(1,526.73)	1,483,341.55
HORIZON ENERGY	5,463,425	862,674.81	191,240.00	-	(1,105.37)	1,052,809.44
LANDFILL GAS TECH FAJARDO	1,055,657	105,565.65	10.56	-	(214.18)	105,362.03
ORIANA ENERGY	21,625,158	3,438,400.16	648,780.00	-	(4,381.14)	4,082,799.02
COTO LAUREL SOLAR FARM	3,355,739	503,360.85	117,460.00	-	(678.69)	620,142.16
HUMACAO SOLAR PROJECT	12,991,631	1,948,744.61	324,800.00	-	(2,626.27)	2,270,918.34
LANDFILL GAS TOA BAJA	1,043,596	104,359.55	10.43	-	(209.48)	104,160.50
APX	-	-	-	-	-	-
	1,874,182,471	**$ 166,016,355.68**	**$ 2,570,214.49**	**$ -**	**$ (379,543.98)**	**##############**
PURCHASED POWER COST FOR QUARTER					$168,207,026.19	
TOTAL PRIOR PERIOD ADJUSTMENTS					($3,804,346.27)	
PURCHASED POWER COST TO BE RECOVERED					$164,402,679.92	
BILLED SALES FOR FUEL ADJUSTMENT CLAUSE					$203,978,607.95	
OTHER ADJUSTMENTS (explain)					$ -	
AMOUNT TO BE RECOVERED OR (RETURNED); PURCHASED POWER CLAUSE - QUARTER					**$(39,575,928.03)**	

PUERTO RICO ELECTRIC POWER AUTHORITY
ECONOMIC AND FINANCIAL ANALYSIS DEPARTMENT

RECONCILIATIONS OF COST VS. REVENUES

Sep-20

Fuel Adjustment Clause

BARRELS USED	1,848,021.32
NATURAL GAS BARRELS	692,176.70
COST OF BARRELS	$ 105,097,341.70
PRICE PER BARREL BEFORE AUTHORITY USE	$ 56.87
AUTHORITY USE COST	$ (141,341.90)
SHIPPING COST (40 cents per barrel - not including natural gas)	$ 462,337.85
BARRELS USED FOR MONTH	1,848,021.32
COST PER BARREL	$ 57.04
FUEL COST FOR MONTH	$ 105,418,337.65
PRIOR PERIOD ADJUSTMENTS	($1,949,898.65)
FUEL COST TO BE RECOVERED	$ 103,468,439.00
BILLED SALES FOR FUEL ADJUSTMENT CLAUSE; PER SALES	$ 82,387,927.83
OTHER ADJUSTMENTS (explain)	$ -
AMOUNT TO BE RECOVERED OR (RETURNED); FUEL ADJUSTMENT CLAUSE	**$ 21,080,511.17**

Purchased Power Clause

	KWH	$	C.E.R'S AND APX	INVOICE ADJUSTMENTS	LESS: AUTHORITY USE	COST FOR MONTH
ECOELÉCTRICA	307,645,354	$ 31,903,154.05	$ -	$ -	$ (60,191.01)	$ 31,842,963.04
AES	269,086,793	25,925,892.16	-	-	(52,647.00)	25,873,245.16
WINDMAR (CANTERA MARTINÓ)	351,803	$62,806.39	$12,320.00	-	(68.83)	75,057.56
AES-ILUMINA	3,159,934	544,466.11	110,600.00	-	(618.24)	654,447.86
PATTERN	7,652,427	1,061,621.20	212,370.75	-	(1,497.20)	1,272,494.75
PUNTA LIMA	-	-	-	-	-	-
SAN FERMÍN	2,690,763	435,903.61	94,045.00	-	(526.45)	529,422.16
HORIZON ENERGY	1,961,119	309,660.69	68,670.00	-	(383.69)	377,947.00
LANDFILL GAS TECH FAJARDO	274,468	27,446.80	2.75	-	(53.70)	27,395.85
ORIANA ENERGY	7,590,075	1,206,821.93	227,700.00	-	(1,485.00)	1,433,036.92
COTO LAUREL SOLAR FARM	1,222,885	183,432.75	42,805.00	-	(239.26)	225,998.49
HUMACAO SOLAR PROJECT	4,775,533	716,329.95	119,400.00	-	(934.34)	834,795.61
LANDFILL GAS TOA BAJA	465,916	46,591.60	4.66	-	(91.16)	46,505.10
APX	-	-	-	-	-	-
	606,877,070	**$ 62,424,127.23**	**$ 887,918.16**	**-**	**$ (118,735.88)**	**$ 63,193,309.51**

PURCHASED POWER COST FOR MONTH	$ 63,193,309.51
PRIOR PERIOD ADJUSTMENTS	$731,807.89
PURCHASED POWER COST TO BE RECOVERED	$ 63,925,117.40
BILLED SALES FOR FUEL ADJUSTMENT CLAUSE	69,287,665.13
OTHER ADJUSTMENTS (explain)	$ -
AMOUNT TO BE RECOVERED OR (RETURNED); PURCHASED POWER CLAUSE	**$ (5,362,547.74)**

Allocation of Prior Period Adjustments Using Forecast Sales

Prior period adjustment amounts and projected sales volumes as provided by PREPA to PREB.
Prior period adjustment amounts were confirmed and so ordered by the PREB.

	July	August	September	Totals
Estimated Retail Sales (kWh)	1,418,405,684	1,405,905,166	1,378,869,415	4,203,180,265
FAC Adjustments & Allocation	***($5,943,837.35)***			
Prior Period Adjustments for March/April	$ (2,005,808.02)	$ (1,988,130.68)	$ (1,949,898.65)	$ (5,943,837.35)
Post Hurricanes Adjustment	-	-	-	$ -
Net FAC Prior Period Adjustmer	**($2,005,808.02)**	**($1,988,130.68)**	**($1,949,898.65)**	**($5,943,837.35)**
PPAC Adjustments & Allocation	***$2,230,755.46***			
Prior Period Adjustments for March/April	$ 752,790.99	$ 746,156.58	$ 731,807.89	$ 2,230,755.46
Post Hurricanes Adjustment	-	-	-	$ -
Net PPAC Prior Period Adjustm	**$752,790.99**	**$746,156.58**	**$731,807.89**	**$2,230,755.46**

PUERTO RICO ELECTRIC POWER AUTHORITY
ECONOMIC AND FINANCIAL ANALYSIS DEPARTMENT

RECONCILIATIONS OF COST VS. REVENUES

Oct-20

Fuel Adjustment Clause

BARRELS USED	1,700,135.60
NATURAL GAS BARRELS	533,890.67
COST OF BARRELS	$ 96,642,591.28
PRICE PER BARREL BEFORE AUTHORITY USE	$ 56.84
AUTHORITY USE COST	$ (164,484.37)
SHIPPING COST (40 cents per barrel - not including natural gas)	$ 466,497.97
BARRELS USED FOR MONTH	1,700,135.60
COST PER BARREL	$ 57.02
FUEL COST FOR MONTH	$ 96,944,604.88
FUEL TRANSFERRED TO ECOELÉCTRICA LLC, PER REVISED CONTRACT	$ 12,109,191.67
PRIOR PERIOD ADJUSTMENTS	$0.00
FUEL COST TO BE RECOVERED	$ 109,053,796.55
BILLED SALES FOR FUEL ADJUSTMENT CLAUSE; PER SALES	$ 82,804,221.07
OTHER ADJUSTMENTS (explain)	$ -
AMOUNT TO BE RECOVERED OR (RETURNED); FUEL ADJUSTMENT CLAUSE	**$ 26,249,575.48**

Purchased Power Clause

	KWH	$	C.E.R'S AND APX	INVOICE ADJUSTMENTS	LESS: AUTHORITY USE	COST FOR MONTH
ECOELÉCTRICA	311,237,000	$ 26,015,314.63	$ -	$ -	$ (66,346.70)	$ 25,948,967.93
AES	303,822,094	27,894,469.31	-	-	(64,766.06)	27,829,703.26
WINDMAR (CANTERA MARTINÓ)	390,854	$69,962.87	$13,685.00	-	(83.32)	83,564.55
AES-ILUMINA	2,913,227	501,957.75	101,955.00	-	(621.02)	603,291.74
PATTERN	9,328,109	1,294,088.56	258,852.00	-	(1,988.48)	1,550,952.08
PUNTA LIMA	-	-	-	-	-	-
SAN FERMÍN	2,621,539	424,689.32	91,525.00	-	(558.84)	515,655.48
HORIZON ENERGY	1,845,076	291,337.50	64,575.00	-	(393.32)	355,519.18
LANDFILL GAS TECH FAJARDO	378,834	37,883.40	3.79	-	(80.76)	37,806.43
ORIANA ENERGY	7,668,422	1,219,279.10	230,070.00	-	(1,634.69)	1,447,714.41
COTO LAUREL SOLAR FARM	1,119,951	167,992.65	39,200.00	-	(238.74)	206,953.91
HUMACAO SOLAR PROJECT	4,259,102	638,865.30	106,475.00	-	(907.92)	744,432.38
LANDFILL GAS TOA BAJA	257,281	25,728.10	2.57	-	(54.84)	25,675.83
APX	-	-	-	-	-	-
	645,841,489	**$ 58,581,568.49**	**$ 906,343.36**	-	**$ (137,674.67)**	**$ 59,350,237.18**

PURCHASED POWER COST FOR MONTH	$ 59,350,237.18
PRIOR PERIOD ADJUSTMENTS	($2,355,541.58)
PURCHASED POWER COST TO BE RECOVERED	$ 56,994,695.59
BILLED SALES FOR FUEL ADJUSTMENT CLAUSE	68,706,650.36
OTHER ADJUSTMENTS (explain)	$ -
AMOUNT TO BE RECOVERED OR (RETURNED); PURCHASED POWER CLAUSE	**$ (11,711,954.76)**

Allocation of Prior Period Adjustments Using Forecast Sales

Prior period adjustment amounts and projected sales volumes as provided by PREPA to PREB.
Prior period adjustment amounts were confirmed and so ordered by the PREB.

	October	November	December	Totals
Estimated Retail Sales (kWh)	1,416,797,715	1,311,582,413	1,272,498,741	4,000,878,869
FAC Adjustments & Allocation	*$0.00*			
Prior Period Adjustments for March/April	$ -	$ -	$ -	$ -
Post Hurricanes Adjustment	-	-	-	$ -
Net FAC Prior Period Adjustmer	**$0.00**	**$0.00**	**$0.00**	**$0.00**
PPAC Adjustments & Allocation	*($6,651,786.95)*			
Prior Period Adjustments for March/April	$ (2,355,541.58)	$ (2,180,612.58)	$ (2,115,632.79)	$ (6,651,786.95)
Post Hurricanes Adjustment	-	-	-	$ -
Net PPAC Prior Period Adjustm	**($2,355,541.58)**	**($2,180,612.58)**	**($2,115,632.79)**	**($6,651,786.95)**

PUERTO RICO ELECTRIC POWER AUTHORITY
ECONOMIC AND FINANCIAL ANALYSIS DEPARTMENT

RECONCILIATIONS OF COST VS. REVENUES

Nov-20

Fuel Adjustment Clause

BARRELS USED	1,525,840.41
NATURAL GAS BARRELS	529,134.56
COST OF BARRELS	$ 91,476,816.96
PRICE PER BARREL BEFORE AUTHORITY USE	$ 59.95
AUTHORITY USE COST	$ (147,111.49)
SHIPPING COST (40 cents per barrel - not including natural gas)	$ 398,682.34
BARRELS USED FOR MONTH	1,525,840.41
COST PER BARREL	$ 60.12
FUEL COST FOR MONTH	$ 91,728,387.81
FUEL TRANSFERRED TO ECOELÉCTRICA LLC, PER REVISED CONTRACT	$ 20,613,701.00
PRIOR PERIOD ADJUSTMENTS	$0.00
FUEL COST TO BE RECOVERED	$ 112,342,088.81
BILLED SALES FOR FUEL ADJUSTMENT CLAUSE; PER SALES	$ 78,578,155.94
OTHER ADJUSTMENTS (explain)	$ -
AMOUNT TO BE RECOVERED OR (RETURNED); FUEL ADJUSTMENT CLAUSE	**$ 33,763,932.87**

Purchased Power Clause

	KWH	$	C.E.R'S AND APX	INVOICE ADJUSTMENTS	LESS: AUTHORITY USE	COST FOR MONTH
ECOELÉCTRICA	292,827,921	$ 13,221,974.17	$ -	$ -	$ (58,019.31)	$ 13,163,954.86
AES	302,091,888	27,766,596.17	-	-	(59,854.82)	27,706,741.35
WINDMAR (CANTERA MARTINÓ)	340,857	61,013.43	11,935.00	-	(67.54)	72,880.89
AES-ILUMINA	2,505,486	432,800.73	87,710.00	-	(496.42)	520,014.31
PATTERN	7,753,220	1,075,604.25	215,145.75	-	(1,536.18)	1,289,213.82
PUNTA LIMA	-	-	-	-	-	-
SAN FERMÍN	2,227,996	360,935.35	77,770.00	-	(441.44)	438,263.91
HORIZON ENERGY	1,657,230	261,676.62	57,995.00	-	(328.35)	319,343.26
LANDFILL GAS TECH FAJARDO	402,355	40,235.45	4.02	-	(79.72)	40,159.75
ORIANA ENERGY	6,366,661	1,012,299.14	191,010.00	-	(1,261.46)	1,202,047.69
COTO LAUREL SOLAR FARM	1,012,903	151,935.45	35,455.00	-	(200.69)	187,189.76
HUMACAO SOLAR PROJECT	3,956,996	593,549.36	98,925.00	-	(784.02)	691,690.35
LANDFILL GAS TOA BAJA	320,399	32,039.85	3.20	-	(63.48)	31,979.57
APX	-	-	-	-	-	-
	621,463,911	**$ 45,010,659.97**	**$ 775,952.97**	**-**	**$ (123,133.43)**	**$ 45,663,479.51**

PURCHASED POWER COST FOR MONTH	$ 45,663,479.51
PRIOR PERIOD ADJUSTMENTS	$ (2,180,612.58)
PURCHASED POWER COST TO BE RECOVERED	$ 43,482,866.93
BILLED SALES FOR FUEL ADJUSTMENT CLAUSE	65,984,292.46
OTHER ADJUSTMENTS (explain)	$ -
AMOUNT TO BE RECOVERED OR (RETURNED); PURCHASED POWER CLAUSE	**$ (22,501,425.53)**

Allocation of Prior Period Adjustments Using Forecast Sales

Prior period adjustment amounts and projected sales volumes as provided by PREPA to PREB.
Prior period adjustment amounts were confirmed and so ordered by the PREB.

	October	November	December	Totals
Estimated Retail Sales (kWh)	1,416,797,715	1,311,582,413	1,272,498,741	4,000,878,869
FAC Adjustments & Allocation	*$0.00*			
Prior Period Adjustments for March/April	$ -	$ -	$ -	$ -
Post Hurricanes Adjustment	-	-	-	$ -
Net FAC Prior Period Adjustmer	**$0.00**	**$0.00**	**$0.00**	**$0.00**
PPAC Adjustments & Allocation	*($6,651,786.95)*			
Prior Period Adjustments for March/April	$ (2,355,541.58)	$ (2,180,612.58)	$ (2,115,632.79)	$ (6,651,786.95)
Post Hurricanes Adjustment	-	-	-	$ -
Net PPAC Prior Period Adjustm	**($2,355,541.58)**	**($2,180,612.58)**	**($2,115,632.79)**	**($6,651,786.95)**

PUERTO RICO ELECTRIC POWER AUTHORITY
ECONOMIC AND FINANCIAL ANALYSIS DEPARTMENT

SUMMARY OF DATA FOR COMPUTATION OF SALES AND ADJUSTMENTS

DATA ENTRY *(enter on yellow cells only)*	Amount	Source of Information and other instructions
MONTH	Sep-20	
THERMAL GENERATION	1,083,595,000	Per Generation Reports
HYDROELECTRIC GENERATION	5,824,000	
PURCHASED POWER GENERATION	606,877,070	AES, Ecoeléctrica and renewables outputs
AUTHORITY USE - FUEL	$ 141,341.90	From Sales per Rate Report (prepared by Planning)
AUTHORITY USE - PURCHASED POWER	$ 118,735.88	
TOTAL FUEL CONSUMPTION (in barrels)	1,848,021.32	Per Fuel Report - prepared by Budgeting Department
NATURAL GAS BARRELS	692,176.70	
FUEL CONSUMPTION (in dollars)	105,097,341.70	
ECOELÉCTRICA OUTPUT (in kWh-thousands)	307,645,354	Draft Invoice from Ecoeléctrica - Provided by Generation Department
ECOELÉCTRICA COST (in dollars)	$ 31,903,154.05	
AES OUTPUT (in kWh-thousands)	269,086,793	Draft Invoice from AES - Provided by Planning Department
AES COST (in dollars)	$ 25,925,892.16	
RENEWABLES OUTPUT (in kWh-thousands)	30,144,923	Draft Invoices from renewable companies - as provided by Planning Department
RENEWABLES COST	$ 5,482,999.18	
CILT COST	$ 5,401,013.77	
HELP TO HUMANS SUBSIDY COST	$ 14,304,589.29	From Sales per Rate Report (prepared by Planning)
NON HELP TO HUMANS SUBSIDY COST	$ 922,836.64	
AMOUNT OF REVENUE REDUCTION SUBSIDIES	$ (1,563,397.36)	Ventas por Tarifa Planificación

GROSS REVENUES BY SERVICE CLASS AND TYPE (PRIOR TO RECONCILIATION ADJUSTMENTS)

	SERVICE CHARGE	FUEL	PURCHASED POWEI	CILT	SUBSIDIES HTH	SUBSIDIES NHTH	PROVISIONAL RATE	TRUE UP	TOTAL	%
RESIDENTIAL	$ 41,502,270.05	$ 36,939,372.78	$ 31,002,871.77	$ 2,735,211.82	$ 6,001,277.00	$ 903,965.66	$ (2,181.97)	$ (11,203.91)	$119,071,583.20	43.01%
COMMERCIAL	47,595,751.15	34,462,653.10	29,050,282.02	2,561,665.67	5,626,145.55	849,461.45	(4,977.41)	1,229.00	120,142,210.53	43.39%
INDUSTRIAL	9,400,095.74	9,374,636.24	7,875,766.17	693,659.85	1,523,369.60	229,922.10	(256.52)	(4.65)	29,097,188.53	10.51%
PUBLIC LIGHTNING	4,836,160.88	1,339,257.50	1,127,372.62	99,170.87	217,958.97	32,958.45	(189.35)	405.40	7,653,095.35	2.76%
OTHER PUBLIC AUTHORITIES	155,525.24	170,262.14	143,030.66	12,595.83	27,662.21	4,175.03	-	-	513,251.11	0.19%
AGRICULTURE	167,396.84	101,746.07	88,341.89	7,392.42	16,664.20	2,631.93	-	953.21	385,126.56	0.14%
TOTAL	**$ 103,657,199.90**	**$ 82,387,927.83**	**$ 69,287,665.13**	**$ 6,109,696.46**	**$ 13,413,077.53**	**$ 2,023,114.62**	**$ (7,605.25)**	**$ (8,620.95)**	###############	

Instructions:
(1) Fill yellow cells only.
(2) Worksheet provides a summary of all values used in the computation of the reconciliation clauses.
(3) Ecoeléctrica and AES cost and power production (cells c21 to C24), are inputed directly from the draft invoices submitted by the Generation Department.

PUERTO RICO ELECTRIC POWER AUTHORITY
ECONOMIC AND FINANCIAL ANALYSIS DEPARTMENT

SUMMARY OF DATA FOR COMPUTATION OF SALES AND ADJUSTMENTS

DATA ENTRY *(enter on yellow cells only)*	Amount	Source of Information and other instructions
MONTH	Oct-20	
THERMAL GENERATION	1,020,081,310	Per Generation Reports
HYDROELECTRIC GENERATION	7,205,000	
PURCHASED POWER GENERATION	645,841,489	AES, Ecoeléctrica and renewables outputs
AUTHORITY USE - FUEL	$ 164,484.37	From Sales per Rate Report (prepared by Planning)
AUTHORITY USE - PURCHASED POWER	$ 137,674.67	
TOTAL FUEL CONSUMPTION (in barrels)	1,700,135.60	
NATURAL GAS BARRELS	533,890.67	
FUEL CONSUMPTION (in dollars)	$ 96,642,591.28	Per Fuel Report - prepared by Budgeting Department
TRANSFERS TO ECOELÉCTRICA	$ 12,109,191.67	
TOTAL FUEL EXPENSE	$ 108,751,782.95	
ECOELÉCTRICA OUTPUT (in kWh-thousands)	311,237,000	Draft Invoice from Ecoeléctrica - Provided by Generation Department
ECOELÉCTRICA COST (in dollars)	$ 26,015,314.63	
AES OUTPUT (in kWh-thousands)	303,822,094	Draft Invoice from AES - Provided by Planning Department
AES COST (in dollars)	$ 27,894,469.31	
RENEWABLES OUTPUT (in kWh-thousands)	30,782,395	Draft Invoices from renewable companies - as provided by Planning Department
RENEWABLES COST	$ 5,578,127.91	
CILT COST	$ 4,816,442.08	
HELP TO HUMANS SUBSIDY COST	$ 13,968,867.43	From Sales per Rate Report (prepared by Planning)
NON HELP TO HUMANS SUBSIDY COST	$ 988,766.50	
AMOUNT OF REVENUE REDUCTION SUBSIDIES	$ (1,427,483.72)	Ventas por Tarifa Planificación

GROSS REVENUES BY SERVICE CLASS AND TYPE (PRIOR TO RECONCILIATION ADJUSTMENTS)

	SERVICE CHARGE	FUEL	PURCHASED POWEI	CILT	SUBSIDIES HTH	SUBSIDIES NHTH	PROVISIONAL RATE	TRUE UP	TOTAL	%
RESIDENTIAL	$ 40,564,541.33	$ 35,330,696.96	$ 29,473,588.20	$ 2,616,246.74	$ 5,733,034.27	$ 861,213.84	$ 1,866.64	$ (27,319.11)	$114,553,868.87	41.42%
COMMERCIAL	48,738,087.69	37,034,256.14	30,492,509.65	2,657,015.73	5,822,451.60	873,590.40	153,037.64	(31,644.85)	125,739,304.00	45.47%
INDUSTRIAL	9,186,708.88	8,787,162.05	7,356,929.25	650,027.03	1,427,785.15	215,557.64	-	520.23	27,624,690.23	9.99%
PUBLIC LIGHTNING	4,824,627.13	1,357,309.53	1,137,196.94	100,432.16	220,669.09	33,337.97	(79.67)	252.07	7,673,745.23	2.77%
OTHER PUBLIC AUTHORITIES	160,608.30	177,800.78	148,820.60	13,153.53	28,887.00	4,359.88	-	-	533,630.09	0.19%
AGRICULTURE	184,857.29	116,995.61	97,605.72	8,686.68	19,016.77	2,854.01	(3.42)	(134.58)	429,878.08	0.16%
TOTAL	**$ 103,659,430.62**	**$ 82,804,221.07**	**$ 68,706,650.36**	**$ 6,045,561.87**	**$ 13,251,843.88**	**$ 1,990,913.74**	**$ 154,821.19**	**$ (58,326.24)**	##############	

Instructions:
(1) Fill yellow cells only.
(2) Worksheet provides a summary of all values used in the computation of the reconciliation clauses.
(3) Ecoeléctrica and AES cost and power production (cells c21 to C24), are inputed directly from the draft invoices submitted by the Generation Department.

PUERTO RICO ELECTRIC POWER AUTHORITY
ECONOMIC AND FINANCIAL ANALYSIS DEPARTMENT

SUMMARY OF DATA FOR COMPUTATION OF SALES AND ADJUSTMENTS

DATA ENTRY *(enter on yellow cells only)*	Amount	Source of Information and other instructions
MONTH	Nov-20	
THERMAL GENERATION	890,248,000	Per Generation Reports
HYDROELECTRIC GENERATION	3,363,000	
PURCHASED POWER GENERATION	621,463,911	AES, Ecoeléctrica and renewables outputs
AUTHORITY USE - FUEL	$ 147,111.49	From Sales per Rate Report (prepared by Planning)
AUTHORITY USE - PURCHASED POWER	$ 123,133.43	
TOTAL FUEL CONSUMPTION (in barrels)	1,525,840.41	
NATURAL GAS BARRELS	529,134.56	Per Fuel Report - prepared by Budgeting Department
FUEL CONSUMPTION (in dollars)	$ 91,476,816.96	
TRANSFERS TO ECOELÉCTRICA	$ 20,613,701.00	
TOTAL FUEL EXPENSE	$ 112,090,517.96	
ECOELÉCTRICA OUTPUT (in kWh-thousands)	292,827,921	Draft Invoice from Ecoeléctrica - Provided by Generation Department
ECOELÉCTRICA COST (in dollars)	$ 13,221,974.17	
AES OUTPUT (in kWh-thousands)	302,091,888	Draft Invoice from AES - Provided by Planning Department
AES COST (in dollars)	$ 27,766,596.17	
RENEWABLES OUTPUT (in kWh-thousands)	26,544,102	Draft Invoices from renewable companies - as provided by Planning Department
RENEWABLES COST	$ 4,798,042.60	
CILT COST	$ 4,975,402.11	
HELP TO HUMANS SUBSIDY COST	$ 13,779,070.74	From Sales per Rate Report (prepared by Planning)
NON HELP TO HUMANS SUBSIDY COST	$ 951,941.12	
AMOUNT OF REVENUE REDUCTION SUBSIDIES	$ (1,361,238.33)	Ventas por Tarifa Planificación

GROSS REVENUES BY SERVICE CLASS AND TYPE (PRIOR TO RECONCILIATION ADJUSTMENTS)

	SERVICE CHARGE	FUEL	PURCHASED POWEI	CILT	SUBSIDIES HTH	SUBSIDIES NHTH	PROVISIONAL RATE	TRUE UP	TOTAL	%
RESIDENTIAL	$ 37,501,045.88	$ 33,525,364.31	$ 28,029,995.04	$ 2,483,144.66	$ 5,447,713.58	$ 820,147.59	$ (1,105.11)	$ (11,989.86)	$107,794,316.09	40.67%
COMMERCIAL	48,305,596.03	34,154,991.31	28,830,590.85	2,561,736.07	5,635,305.60	853,753.49	(68,697.21)	22,044.09	120,295,320.23	45.39%
INDUSTRIAL	8,935,003.81	9,280,142.18	7,767,550.66	686,535.90	1,507,729.64	227,559.72	-	(0.01)	28,404,521.90	10.72%
PUBLIC LIGHTNING	4,831,093.23	1,349,479.70	1,131,024.99	99,954.78	219,607.01	33,177.22	(240.89)	229.22	7,664,325.27	2.89%
OTHER PUBLIC AUTHORITIES	155,070.68	168,450.54	140,994.37	12,461.81	27,367.88	4,130.60	-	-	508,475.88	0.19%
AGRICULTURE	160,016.65	99,727.90	84,136.55	7,366.95	16,256.57	2,474.35	4.55	171.33	370,154.85	0.14%
TOTAL	**$ 99,887,826.28**	**$ 78,578,155.94**	**$ 65,984,292.46**	**$ 5,851,200.17**	**$ 12,853,980.28**	**$ 1,941,242.97**	**$ (70,038.66)**	**$ 10,454.77**	##############	

Instructions:
(1) Fill yellow cells only.
(2) Worksheet provides a summary of all values used in the computation of the reconciliation clauses.
(3) Ecoeléctrica and AES cost and power production (cells c21 to C24), are inputed directly from the draft invoices submitted by the Generation Department.

Net Billed Sales - RECEIVED FROM PLANNING DIVISION

Sep-20

Residential	Active Clients	Service Agreements	Consumption (kWh)	Total Revenues	Base Rate	Provisional Rate	Fuel	Purchased Power	CILT Rider	HTH Subsidies Rider	NHTH Subsidies Rider	True Up
103	1,302	1,510	991,063	$ 173,409.38	$ 57,810.66	$ 4.94	$ 55,202.06	$ 46,096.72	$ 4,086.94	$ 8,942.62	$ 1,339.55	$ (74.11)
104	4,112	3,954	923,471	169,231.92	61,580.83	3.65	51,294.11	43,005.90	3,785.19	8,313.89	1,252.75	(4.40)
105	7,268	7,209	2,538,252	453,012.82	157,630.78	0.00	140,937.22	117,868.26	10,443.85	22,866.03	3,429.52	(162.84)
106	34,274	33,952	21,075,821	3,689,835.96	1,234,118.77	(63.14)	1,171,733.25	979,961.80	86,814.18	190,066.22	28,521.42	(1,316.54)
107	3,721	3,707	3,268,639	569,080.10	188,100.86	0.00	181,824.35	151,983.69	13,461.33	29,476.60	4,425.27	(192.00)
109	112,332	106,047	23,056,945	4,250,106.04	1,564,546.97	(572.76)	1,280,311.12	1,072,894.67	94,839.89	207,926.27	31,191.26	(1,031.38)
110	48,103	55,679	33,529,643	5,827,386.32	1,951,454.48	389.35	1,843,811.93	1,551,404.11	136,145.19	298,429.70	44,901.98	849.58
111	212,851	150,024	28,667,788	5,266,138.37	1,987,674.99	(292.81)	1,560,945.64	1,310,305.98	115,739.06	254,043.90	38,242.05	(520.44)
112	923,485	979,840	558,985,486	97,203,790.05	32,829,759.47	(1,651.20)	30,653,313.10	25,729,350.64	2,269,896.19	4,981,211.77	750,661.86	(8,751.78)
Hurto	-	-	-	1,469,592.24	1,469,592.24	0.00	0.00	0.00	0.00	0.00	0.00	0.00
TOTAL	**1,347,448**	**1,341,922**	**673,037,108**	**$ 119,071,583.20**	**$ 41,502,270.05**	**$ (2,181.97)**	**$ 36,939,372.78**	**$ 31,002,871.77**	**$ 2,735,211.82**	**$ 6,001,277.00**	**$ 903,965.66**	**$ (11,203.91)**
Commercial												
060[2]	1	1	14	$ 3.25	$ 1.51	$ -	$ 0.83	$ 0.70	$ 0.06	$ 0.13	$ 0.02	$ -
070	10	48	442,604	89,102.75	37,640.61	-	24,493.83	20,576.11	1,812.00	3,979.60	600.60	-
071	1	4	403,104	80,947.55	34,078.25	-	22,307.78	18,739.89	1,650.32	3,624.30	547.01	-
080	37	8	425,965	85,557.12	36,029.79	-	23,572.89	19,802.69	1,743.89	3,829.84	578.02	-
082	203	180	9,218	2,729.03	1,660.24	0.00	508.64	427.37	37.57	95.21	-	-
211	110,658	109,713	164,224,266	33,383,597.59	14,403,733.19	(444.77)	8,987,604.59	7,620,320.98	666,078.73	1,468,928.49	223,511.00	13,865.38
212	10,422	10,408	316,701,763	61,393,284.75	24,875,564.69	(44,193.21)	17,279,118.30	14,672,704.74	1,309,287.62	2,872,683.40	433,266.36	(5,147.15)
213	381	381	145,235,601	24,596,294.22	7,761,039.46	39,660.57	8,094,256.17	6,671,843.99	578,777.66	1,268,002.17	190,203.43	(7,489.23)
862	1	1	556,380	98,893.76	34,202.90	0.00	30,790.07	25,865.55	2,277.82	5,002.41	755.01	0.00
Hurto	-	-	-	411,800.51	411,800.51	0.00	0.00	0.00	0.00	0.00	0.00	0.00
TOTAL	**121,714**	**120,744**	**627,998,915**	**$ 120,142,210.53**	**$ 47,595,751.15**	**$ (4,977.41)**	**$ 34,462,653.10**	**$ 29,050,282.02**	**$ 2,561,665.67**	**$ 5,626,145.55**	**$ 849,461.45**	**$ 1,229.00**
Industrial												
311	115	115	262,715	51,413.45	22,547.71	(256.52)	13,089.57	11,984.81	1,106.36	2,466.89	385.69	$ 88.94
312	235	236	9,767,496	1,945,141.47	818,662.04	0.00	536,379.34	450,242.64	39,676.97	87,106.79	13,138.97	(65.28)
313	217	217	103,486,934	17,799,166.68	5,770,852.46	0.00	5,725,052.88	4,809,252.13	423,533.04	930,125.36	140,379.12	(28.31)
333	1	1	6,066,628	1,025,970.41	320,597.51	0.00	335,727.19	282,031.47	24,836.78	54,545.05	8,232.41	0.00
343	2	2	1,694,585	465,933.64	268,902.56	-	93,778.33	78,779.56	6,937.63	15,236.01	2,299.55	0.00
363	15	15	45,958,792	7,431,332.63	2,087,657.91	-	2,543,359.58	2,136,578.29	188,155.28	413,215.50	62,366.07	0.00
963	2	2	2,299,409	378,230.25	110,875.55	-	127,249.35	106,897.27	9,413.79	20,674.00	3,120.29	0.00
TOTAL	**587**	**588**	**169,536,559**	**$ 29,097,188.53**	**$ 9,400,095.74**	**$ (256.52)**	**$ 9,374,636.24**	**$ 7,875,766.17**	**$ 693,659.85**	**$ 1,523,369.60**	**$ 229,922.10**	**$ (4.65)**
Public Lighting												
002-041[1]	152	255	22,459,184	$ 7,294,460.94	$ 4,683,123.14	$ 5.56	$ 1,242,868.82	$ 1,044,112.43	$ 91,945.56	$ 201,926.19	$ 30,479.23	$ -
072[1]	3	2	3,042	548.95	195.26	-	168.34	141.42	12.45	27.35	4.13	-
073[1]	5	4	3,023	391.87	78.53	0.00	149.14	125.29	11.05	24.22	3.64	-
414	23	23	317,348	80,144.12	43,319.22	0.00	17,484.54	14,754.64	1,294.38	2,848.04	431.33	11.97
421	198	198	209,356	42,152.02	17,459.19	0.00	11,921.02	9,774.96	890.97	1,914.47	280.06	(88.65)
422	80	80	55,993	9,446.35	2,935.95	0.00	3,098.66	2,603.05	229.25	503.44	76.00	0.00
423	675	584	130,434	21,926.70	7,833.37	(165.96)	6,185.14	5,997.82	550.61	1,243.69	200.21	81.82
424	1,036	1,040	926,527	152,765.17	47,117.92	0.00	49,252.15	42,963.06	3,626.79	8,132.11	1,282.88	390.26
050-056[1]	-	1,966	227,410	51,259.23	34,098.30	(28.95)	8,129.69	6,899.95	609.81	1,339.46	200.97	10.00
TOTAL	**2,172**	**4,152**	**24,332,317**	**$ 7,653,095.35**	**$ 4,836,160.88**	**$ (189.35)**	**$ 1,339,257.50**	**$ 1,127,372.62**	**$ 99,170.87**	**$ 217,958.97**	**$ 32,958.45**	**$ 405.40**
Other Public Authorities												
513	**2**	**2**	3,076,656	$ 513,251.11	$ 155,525.24	$ -	$ 170,262.14	$ 143,030.66	$ 12,595.83	$ 27,662.21	$ 4,175.03	$ -
Agricultural												
711	**1,089**	**1,064**	1,946,460	$ 385,126.56	$ 167,396.84	$ -	$ 101,746.07	$ 88,341.89	$ 7,392.42	$ 16,664.20	$ 2,631.93	$ 953.21
GRAND TOTAL	**1,473,012**	**1,468,472**	**1,499,928,015**	**$ 276,862,455.28**	**$ 103,657,199.90**	**$ (7,605.25)**	**$ 82,387,927.83**	**$ 69,287,665.13**	**$ 6,109,696.46**	**$ 13,413,077.53**	**$ 2,023,114.62**	**$ (8,620.95)**

[1] **Servicios No Medidos**-Los clientes no se contabilizan porque ya estan incluidos en la tarifa 112.

Instructions:

(1) Fill yellow cells only.

(2) Copy values from tab *Facturadas Neto* (provided in Ventas por tarifa report), as submitted by the Planning Dept., into cell ranges as indicated:

a. Residential Sales: Range B4 to M12.

b. Commercial Sales: Range B15 to M23.

c. Industrial Sales: Range B26 to M34.

d. Public Lighting Sales: Range B37 to M45.

e.Other Public Authorities Sales: Range B48 to M48.

f. Agricultural Sales: Range B50 to M50.

(3) Values provided link into cell range C35 to K44 of the Data Summary tab and the Sales Summary tab, in order to complete the computation of the final sales amount for the month (distributed by revenue type and customer type), after the unbilled and the reconciliation clauses adjustments.

Net Billed Sales - RECEIVED FROM PLANNING DIVISION

Oct-20

Residential	Active Clients	Service Agreements	Consumption (kWh)	Total Revenues	Base Rate	Provisional Rate	Fuel	Purchased Power	CILT Rider	HTH Subsidies Rider	NHTH Subsidies Rider	True Up
103	1,267	1,487	933,449	$ 162,546.40	$ 55,157.62	$ (379.85)	$ 50,380.46	$ 43,389.52	$ 3,930.18	$ 8,668.96	$ 1,320.01	$ 79.50
104	4,098	3,969	935,939	171,211.75	61,960.94	122.53	52,239.20	43,499.41	3,785.87	8,326.74	1,257.68	19.38
105	7,280	7,218	2,518,074	448,853.43	154,974.60	12.74	141,262.80	116,440.06	10,480.39	22,797.15	3,379.13	(493.44)
106	34,225	33,976	20,885,918	3,654,654.83	1,218,949.40	408.17	1,169,968.28	965,373.52	86,796.61	188,913.87	28,040.92	(3,795.94)
107	3,723	3,701	3,274,132	568,906.39	187,143.08	26.64	183,641.51	151,137.00	13,610.98	29,605.16	4,386.60	(644.58)
109	114,192	108,002	23,870,158	4,399,896.20	1,616,998.81	34.75	1,331,699.85	1,107,216.03	98,344.50	215,278.25	32,180.10	(1,856.09)
110	45,456	52,445	31,029,366	5,395,038.76	1,806,372.31	63.02	1,714,049.37	1,430,240.96	126,800.34	276,979.21	41,470.93	(937.38)
111	212,721	154,457	29,748,559	5,467,866.35	2,064,035.00	(367.16)	1,623,470.95	1,357,160.97	120,438.56	264,221.43	39,742.71	(836.11)
112	925,618	978,847	529,349,080	92,075,376.19	31,189,431.00	1,945.80	29,063,984.54	24,259,130.73	2,152,059.31	4,718,243.50	709,435.76	(18,854.45)
Hurto	-	364	-	2,209,518.57	2,209,518.57	0.00	0.00	0.00	0.00	0.00	0.00	0.00
TOTAL	**1,348,580**	**1,344,466**	**642,544,675**	**$ 114,553,868.87**	**$ 40,564,541.33**	**$ 1,866.64**	**$ 35,330,696.96**	**$ 29,473,588.20**	**$ 2,616,246.74**	**$ 5,733,034.27**	**$ 861,213.84**	**$ (27,319.11)**
Commercial												
060[2]	1	1	14	$ 3.24	$ 1.51	$ -	$ 0.83	$ 0.69	$ 0.06	$ 0.13	$ 0.02	$ -
070	10	48	442,604	89,028.03	37,640.61	-	24,493.83	20,501.39	1,812.00	3,979.60	600.60	-
071	1	4	403,104	80,879.43	34,078.25	-	22,307.78	18,671.77	1,650.32	3,624.30	547.01	-
080	37	8	425,965	85,485.13	36,029.79	-	23,572.89	19,730.70	1,743.89	3,829.84	578.02	-
082	203	179	9,227	2,713.08	1,651.30	0.00	506.09	423.58	37.39	94.72	-	-
211	110,782	109,920	167,060,433	34,031,922.42	14,659,465.26	(208.19)	9,239,232.03	7,725,843.19	683,218.85	1,499,870.84	226,072.29	(1,571.85)
212	10,413	10,403	342,259,442	65,549,272.49	25,249,297.00	153,245.83	19,534,727.69	15,853,575.60	1,362,707.97	2,980,608.11	445,011.39	(29,901.10)
213	381	381	147,771,291	25,133,992.42	8,019,279.30	0.00	8,158,259.69	6,827,685.50	603,540.41	1,325,382.31	200,017.11	(171.90)
862	1	1	562,980	100,639.65	35,276.56	0.00	31,155.31	26,077.23	2,304.84	5,061.75	763.96	0.00
Hurto	-	109	-	665,368.11	665,368.11	0.00	0.00	0.00	0.00	0.00	0.00	0.00
TOTAL	**121,829**	**121,054**	**658,935,060**	**$ 125,739,304.00**	**$ 48,738,087.69**	**$ 153,037.64**	**$ 37,034,256.14**	**$ 30,492,509.65**	**$ 2,657,015.73**	**$ 5,822,451.60**	**$ 873,590.40**	**$ (31,644.85)**
Industrial												
311	115	113	283,553	56,601.09	24,352.24	0.00	15,127.94	13,037.71	1,117.54	2,493.00	386.80	$ 85.86
312	235	236	10,029,930	1,979,780.22	823,761.50	0.00	551,016.39	461,204.39	40,763.65	89,522.66	13,511.63	0.00
313	216	216	101,569,553	17,409,337.21	5,628,162.81	0.00	5,614,450.92	4,700,946.58	415,314.52	912,284.81	137,743.20	434.37
333	1	1	5,248,523	937,684.52	328,320.50	0.00	290,453.26	243,111.59	21,487.45	47,189.47	7,122.25	0.00
343	2	2	33,308	436,668.44	432,801.30	-	1,843.27	1,542.83	136.37	299.47	45.20	0.00
363	15	13	39,742,270	6,463,908.15	1,849,726.72	-	2,199,337.23	1,840,886.32	162,704.86	357,322.75	53,930.27	0.00
963	2	2	2,076,853	340,710.60	99,583.81	-	114,933.04	96,199.83	8,502.64	18,672.99	2,818.29	0.00
TOTAL	**586**	**583**	**158,983,990**	**$ 27,624,690.23**	**$ 9,186,708.88**	**$ -**	**$ 8,787,162.05**	**$ 7,356,929.25**	**$ 650,027.03**	**$ 1,427,785.15**	**$ 215,557.64**	**$ 520.23**
Public Lighting												
002-041[1]	152	252	22,456,303	$ 7,290,006.10	$ 4,682,693.18	$ 1.59	$ 1,242,769.94	$ 1,040,217.02	$ 91,938.70	$ 201,910.74	$ 30,474.92	$ -
072[1]	3	2	3,042	548.44	195.26	-	168.34	140.91	12.45	27.35	4.13	-
073[1]	5	4	5,508	1,090.19	450.72	0.00	304.81	255.13	22.56	49.51	7.46	-
414	23	23	356,901	87,779.03	46,341.56	0.00	19,751.18	16,531.88	1,461.16	3,208.95	484.30	0.00
421	198	197	213,454	42,428.20	17,589.30	0.00	11,871.97	9,887.99	881.12	1,927.06	288.60	(17.84)
422	80	80	55,992	9,437.13	2,936.04	0.00	3,098.77	2,593.67	229.22	503.47	75.96	0.00
423	675	587	110,443	18,710.45	6,576.90	(47.64)	5,489.36	5,039.09	428.78	976.69	161.33	85.94
424	1,036	1,033	1,209,080	199,431.84	59,922.46	0.00	66,061.82	55,950.35	4,881.18	10,796.11	1,650.08	169.84
050-056[1]	-	1,958	58,403	24,313.85	7,921.71	(33.62)	7,793.34	6,580.90	576.99	1,269.21	191.19	14.13
TOTAL	**2,172**	**4,136**	**24,469,126**	**$ 7,673,745.23**	**$ 4,824,627.13**	**$ (79.67)**	**$ 1,357,309.53**	**$ 1,137,196.94**	**$ 100,432.16**	**$ 220,669.09**	**$ 33,337.97**	**$ 252.07**
Other Public Authorities												
513	**2**	**2**	3,212,880	$ 533,630.09	$ 160,608.30	$ -	$ 177,800.78	$ 148,820.60	$ 13,153.53	$ 28,887.00	$ 4,359.88	$ -
Agricultural												
711	**1,094**	**1,071**	2,150,986	$ 429,878.08	$ 184,857.29	$ (3.42)	$ 116,995.61	$ 97,605.72	$ 8,686.68	$ 19,016.77	$ 2,854.01	$ (134.58)
GRAND TOTAL	**1,474,263**	**1,471,312**	**1,490,296,717**	**$ 276,555,116.50**	**$ 103,659,430.62**	**$ 154,821.19**	**$ 82,804,221.07**	**$ 68,706,650.36**	**$ 6,045,561.87**	**$ 13,251,843.88**	**$ 1,990,913.74**	**$ (58,326.24)**

[1] **Servicios No Medidos**-Los clientes no se contabilizan porque ya estan incluidos en la tarifa 112.

Instructions:

(1) Fill yellow cells only.

(2) Copy values from tab *Facturadas Neto* (provided in Ventas por tarifa report), as submitted by the Planning Dept., into cell ranges as indicated:

a. Residential Sales: Range B4 to M12.

b. Commercial Sales: Range B15 to M23.

c. Industrial Sales: Range B26 to M34.

d. Public Lighting Sales: Range B37 to M45.

e.Other Public Authorities Sales: Range B48 to M48.

f. Agricultural Sales: Range B50 to M50.

(3) Values provided link into cell range C35 to K44 of the Data Summary tab and the Sales Summary tab, in order to complete the computation of the final sales amount for the month (distributed by revenue type and customer type), after the unbilled and the reconciliation clauses adjustments.

Net Billed Sales - RECEIVED FROM PLANNING DIVISION

Nov-20

Residential	Active Clients	Service Agreements	Consumption (kWh)	Total Revenues	Base Rate	Provisional Rate	Fuel	Purchased Power	CILT Rider	HTH Subsidies Rider	NHTH Subsidies Rider	True Up
103	1,238	1,447	878,754	$ 154,393.78	$ 51,471.94	$ 31.58	$ 49,365.63	$ 40,840.48	$ 3,642.91	$ 7,960.94	$ 1,185.72	$ (105.42)
104	4,123	3,941	914,402	167,543.85	60,999	2	50,837	42,483	3,752	8,237	1,241	(7)
105	7,286	7,203	2,411,427	431,621.62	150,457	-	134,740	111,681	9,983	21,797	3,252	(290)
106	34,289	33,892	19,734,620	3,439,057.99	1,159,163	1,260	1,086,773	908,692	80,478	176,546	26,589	(442)
107	3,733	3,692	3,079,298	535,664.93	177,530	-	171,033	142,656	12,655	27,739	4,172	(120)
109	115,847	109,425	24,088,723	4,430,981.00	1,630,508	260	1,338,098	1,115,618	98,605	216,289	32,453	(849)
110	43,377	50,040	28,893,193	5,021,895.77	1,685,991	9	1,592,405	1,330,138	117,763	257,513	38,603	(527)
111	212,583	158,580	30,434,728	5,600,758.11	2,115,552	(338)	1,661,213	1,390,382	123,110	270,361	40,732	(252)
112	927,109	975,031	500,708,152	88,012,399.04	30,469,375	(2,331)	27,440,899	22,947,505	2,033,157	4,461,272	671,919	(9,397)
Hurto												
TOTAL	**1,349,585**	**1,343,251**	**611,143,297**	**$ 107,794,316.09**	**$ 37,501,045.88**	**$ (1,105.11)**	**$ 33,525,364.31**	**$ 28,029,995.04**	**$ 2,483,144.66**	**$ 5,447,713.58**	**$ 820,147.59**	**$ (11,989.86)**
Commercial					590	610	620	630	640	650	600	660
060[2]	1	1	14	3.24	2	-	1	1	0	0	0	-
070	10	47	284,048	57,212.97	24,234	-	15,719	13,157	1,163	2,554	385	-
071	1	5	561,660	112,694.49	47,485	-	31,082	26,016	2,299	5,050	762	-
080	37	8	425,965	85,485.13	36,030	-	23,573	19,731	1,744	3,830	578	-
082	203	180	9,453	2,742.02	1,671	-	510	427	38	96	-	-
211	110,883	109,884	161,673,054	33,039,440.60	14,335,339	(10,055)	8,898,770	7,473,365	664,171	1,458,386	220,029	(565)
212	10,416	10,406	323,385,876	63,567,570.06	26,368,854	(58,642)	17,588,393	14,939,208	1,330,306	2,931,128	445,714	22,609
213	381	383	137,246,875	23,331,850.48	7,457,223	-	7,566,645	6,333,326	559,773	1,229,340	185,543	-
862	1	1	547,470	98,321.24	34,759	-	30,297	25,359	2,241	4,922	743	-
Hurto												
TOTAL	**121,933**	**120,915**	**624,134,415**	**$ 120,295,320.23**	**$ 48,305,596.03**	**$ (68,697.21)**	**$ 34,154,991.31**	**$ 28,830,590.85**	**$ 2,561,736.07**	**$ 5,635,305.60**	**$ 853,753.49**	**$ 22,044.09**
Industrial												
311	116	115	328,033	65,886.59	28,085	-	18,018	15,082	1,333	2,927	442	-
312	235	234	9,435,012	1,875,743.16	791,430	-	516,838	432,598	38,235	83,970	12,674	(0)
313	216	216	101,844,568	17,563,221.74	5,748,211	-	5,631,623	4,713,711	416,622	914,961	138,094	-
333	1	1	5,963,015	1,020,186.04	327,868	-	329,993	276,207	24,413	53,613	8,092	-
343	2	2	16,313	(354,255.53)	(356,150)	-	903	756	67	147	22	-
363	15	15	48,264,166	7,899,591.99	2,296,026	-	2,670,939	2,235,596	197,594	433,943	65,494	-
963	2	2	2,020,760	334,147.91	99,534	-	111,829	93,602	8,273	18,169	2,742	-
TOTAL	**587**	**585**	**167,871,867**	**$ 28,404,521.90**	**$ 8,935,003.81**	**$ -**	**$ 9,280,142.18**	**$ 7,767,550.66**	**$ 686,535.90**	**$ 1,507,729.64**	**$ 227,559.72**	**$ (0.01)**
Public Lighting												
002-041[1]	153	252	22,461,923	7,291,225.28	4,683,463	1	1,242,988	1,040,393	91,955	201,946	30,480	-
072[1]	3	2	3,042	548.44	195	-	168	141	12	27	4	-
073[1]	5	4	2,774	384.96	72	-	149	125	11	24	4	-
414	23	23	313,891	79,668.36	43,226	-	17,371	14,539	1,285	2,822	426	-
421	198	197	210,112	41,727.19	17,333	-	11,628	9,732	860	1,889	285	-
422	80	80	57,326	9,651.98	2,996	-	3,172	2,655	235	515	78	-
423	675	592	144,075	24,916.47	8,604.02	(102.94)	7,574.77	6,650.47	620.90	1,362.25	206.86	0.14
424	1,034	1,039	1,083,590	178,533.39	54,294.53	(128.84)	58,466.74	50,080.83	4,379.93	9,714.94	1,498.96	226.30
050-056[1]	-	1,948	144,785	37,669.20	20,910.11	(9.71)	7,961.94	6,708.08	595.67	1,305.16	195.17	2.78
TOTAL	**2,171**	**4,137**	**24,421,518**	**$ 7,664,325.27**	**$ 4,831,093.23**	**$ (240.89)**	**$ 1,349,479.70**	**$ 1,131,024.99**	**$ 99,954.78**	**$ 219,607.01**	**$ 33,177.22**	**$ 229.22**
Other Public Authorities												
513	**2**	**2**	3,043,920	508,475.88	$ 155,070.68	$ -	$ 168,450.54	$ 140,994.37	$ 12,461.81	$ 27,367.88	$ 4,130.60	$ -
Agricultural												
711	**1,092**	**1,078**	1,857,578	370,154.85	$ 160,016.65	$ 4.55	$ 99,727.90	$ 84,136.55	$ 7,366.95	$ 16,256.57	$ 2,474.35	$ 171.33
GRAND TOTAL	**1,475,370**	**1,469,968**	**1,432,472,595**	**$ 265,037,114.22**	**$ 99,887,826.28**	**$ (70,038.66)**	**$ 78,578,155.94**	**$ 65,984,292.46**	**$ 5,851,200.17**	**$ 12,853,980.28**	**$ 1,941,242.97**	**$ 10,454.77**

[1] **Servicios No Medidos**-Los clientes no se contabilizan porque ya estan incluidos en la tarifa 112.

Instructions:

(1) Fill yellow cells only.

(2) Copy values from tab *Facturadas Neto* (provided in Ventas por tarifa report), as submitted by the Planning Dept., into cell ranges as indicated:

a. Residential Sales: Range B4 to M12.

b. Commercial Sales: Range B15 to M23.

c. Industrial Sales: Range B26 to M34.

d. Public Lighting Sales: Range B37 to M45.

e.Other Public Authorities Sales: Range B48 to M48.

f. Agricultural Sales: Range B50 to M50.

(3) Values provided link into cell range C35 to K44 of the Data Summary tab and the Sales Summary tab, in order to complete the computation of the final sales amount for the month (distributed by revenue type and customer type), after the unbilled and the reconciliation clauses adjustments.

PUERTO RICO ELECTRIC POWER AUTHORITY

Cost of Subsidies and Authority Use
(as provided by Planning Department Reports)

Subsidies	Sep-20
Contributions in Lieu of Taxes (CILT)-Municipalities	$ 5,401,013.77
Help to Humans Subsidies	
Municipal Public Lighting	$ 7,582,577.70
Life Preserving Equipment Discount	147,642.39
Residential Service for Public Housing Projects (RH3)	71,622.40
Lifeline Residential Service (LRS)	1,413,944.01
Residential Fixed Rate for Public Housing (RFR)	2,187,042.97
Fuel Adjustment Subsidy (Residential)	1,632,183.82
Contribution to Puerto Rico Energy Bureau	1,269,576.00
Sub-Total Help to Humans Subsidies	**$ 14,304,589.29**
Non Help to Humans Subsidies	
Church and Social Welfare Organization Discount	$ 289,089.92
General Agricultural Service	39,258.44
Hotel Discount	70,727.31
Credits for Rural Acueducts	203.99
Downtown Commerce Subsidy	26.94
Common Areas for Condominiums	177,530.04
Irrigation District	346,000.00
Sub-Total Non Help to Humans Subsidies	**$ 922,836.64**
Total of Subsidies	**$ 15,227,425.93**
Revenues Reduction	
Direct Debit (10%)	$ 10,545.15
Net Metering Credit	1,552,852.21
Total	**$ 1,563,397.36**

Authority Use	KWH	COMB	CE	Total
Secondary	812,809	44,980.85	37,786.68	$ 82,767.53
Wholesale	1,741,255	96,361.05	80,949.20	$ 177,310.25
Total	**2,554,064**	**$ 141,341.90**	**$ 118,735.88**	**$ 260,077.78**

Instructions:
(1) Fill yellow cells only.
(2) Copy values from tab *Subsidios* (provided in Ventas por tarifa report), as submitted by the Planning Dept., into cells B6, B8 TO B14, B17 TO B23, B29 and B30.
(3) Copy values from tab *AEE USE* (provided in Ventas por tarifa report), as submitted by the Planning Dept., into cells E8, E9, F8, F9, G8 and G9.
(4) Copy values from tab *Crédito MN y DD* (provided in Ventas por tarifa report), as submitted by the Planning Dept., into cell range B35 to I44 (for Crédito MN), and into cell range B48 to D51 for Débito Directo.
(5) The values link into the CC&B and General Ledger Reconciliation, and is also presented on cell C35 of the *Data Summary* tab, representing the Amount of Revenue Reduction Subsidies.

Net Metering Credit

Tarifa	kWh neto	Total Básica	Comb	CE	CILT	HH	NHH	TUP	Total
110	138,901	$ 2,562.47	$ 4,048.16	$ 3,400.65	$ 299.55	$ 657.75	$ 99.32	$ -	$ 11,067.90
111	789,825	25,179.40	27,342.17	22,596.27	2,028.88	4,412.81	654.09	(95.83)	82,117.79
112	11,453,854	306,447.95	323,337.51	268,866.41	23,980.15	52,330.05	7,803.31	(748.06)	982,017.32
211	1,066,834	27,904.50	16,180.28	15,282.10	1,212.31	2,814.95	469.97	344.97	64,209.08
212	4,007,397	39,575.97	48,153.13	39,675.97	3,579.92	7,767.78	1,146.58	(209.52)	139,689.83
213	6,788,641	51,931.96	95,818.34	69,942.76	7,253.44	14,941.69	1,763.42	(2,630.27)	239,021.34
311	13,437	237.59	155.62	130.73	11.51	25.28	3.82	-	564.55
312	295,373	5,059.93	5,994.44	5,035.69	443.47	973.89	146.98	-	17,654.40
313	468,468	1,839.75	2,885.44	2,423.94	213.46	468.79	70.74	-	7,902.12
711	108,251	2,987.05	2,675.26	2,247.39	197.91	434.68	65.59	-	8,607.88
Total		**$ 463,726.57**	**$ 526,590.35**	**$ 429,601.91**	**$ 39,220.60**	**$ 84,827.67**	**$ 12,223.82**	**$ (3,338.71)**	**$ 1,552,852.21**

Direct Debit	SA	kWh	Crédito
103	1	-	$ 0.37
110	36	663	28.73
111	679	162,858	1,667.67
112	2,127	1,646,947	8,848.38
	2,843	**1,810,468**	**$ 10,545.15**

PUERTO RICO ELECTRIC POWER AUTHORITY

Cost of Subsidies and Authority Use
(as provided by Planning Department Reports)

Subsidies	Sep-20
Contributions in Lieu of Taxes (CILT)-Municipalities	$ 4,816,442.08
Help to Humans Subsidies	
Municipal Public Lighting	$ 7,588,857.52
Life Preserving Equipment Discount	131,495.06
Residential Service for Public Housing Projects (RH3)	70,419.23
Lifeline Residential Service (LRS)	1,399,679.36
Residential Fixed Rate for Public Housing (RFR)	2,223,979.33
Fuel Adjustment Subsidy (Residential)	1,284,860.93
Contribution to Puerto Rico Energy Bureau	1,269,576.00
Sub-Total Help to Humans Subsidies	**$ 13,968,867.43**
Non Help to Humans Subsidies	
Church and Social Welfare Organization Discount	$ 310,827.47
General Agricultural Service	43,482.00
Hotel Discount	120,461.24
Credits for Rural Acueduts	339.26
Downtown Commerce Subsidy	30.38
Common Areas for Condominiums	167,626.15
Irrigation District	346,000.00
Sub-Total Non Help to Humans Subsidies	**$ 988,766.50**
Total of Subsidies	**$ 14,957,633.93**
Revenues Reduction	
Direct Debit (10%)	$ 10,471.67
Net Metering Credit	1,417,012.05
Total	**$ 1,427,483.72**

Authority Use	KWH	COMB	CE	Total
Secondary	1,049,164	58,060.74	48,597.28	$ 106,658.02
Wholesale	1,923,087	106,423.63	89,077.39	$ 195,501.02
Total	**2,972,251**	**$ 164,484.37**	**$ 137,674.67**	**$ 302,159.04**

Instructions:
(1) Fill yellow cells only.
(2) Copy values from tab *Subsidios* (provided in Ventas por tarifa report), as submitted by the Planning Dept., into cells B6, B8 TO B14, B17 TO B23, B29 and B30.
(3) Copy values from tab *AEE USE* (provided in Ventas por tarifa report), as submitted by the Planning Dept., into cells E8, E9, F8, F9, G8 and G9.
(4) Copy values from tab *Crédito MN y DD* (provided in Ventas por tarifa report), as submitted by the Planning Dept., into cell range B35 to I44 (for Crédito MN), and into cell range B48 to D51 for Débito Directo.
(5) The values link into the CC&B and General Ledger Reconciliation, and is also presented on cell C35 of the *Data Summary* tab, representing the Amount of Revenue Reduction Subsidies.

Net Metering Credit

Tarifa	kWh neto	Total Básica	Comb	CE	CILT	HH	NHH	TUP	Total
110	138,363	$ 2,653.43	$ 4,554.93	$ 3,657.65	$ 337.43	$ 724.57	$ 104.86	$ (36.69)	$ 11,996.18
111	764,897	23,581.54	25,535.10	21,193.17	1,883.75	4,125.28	619.43	(25.51)	76,912.76
112	11,973,486	311,581.21	330,328.29	273,348.51	24,463.97	53,374.54	7,970.78	(766.35)	1,000,300.95
211	1,105,766	27,548.66	18,300.69	15,103.53	1,348.96	2,946.88	440.50	(34.63)	65,654.59
212	3,786,538	38,363.08	46,515.30	38,592.71	3,447.97	7,540.68	1,123.95	(80.76)	135,502.93
213	2,265,780	20,464.03	32,762.39	27,422.36	2,423.73	5,322.85	803.37	-	89,198.73
311	14,536	175.40	114.89	96.16	8.50	18.67	2.82	-	416.44
312	310,680	4,374.55	5,159.35	4,318.42	381.68	838.24	126.51	-	15,198.75
313	996,732	3,325.08	5,113.42	4,279.96	378.28	830.77	125.38	-	14,052.89
711	121,085	2,701.59	2,419.59	2,025.22	179.01	393.12	59.30	-	7,777.83
Total		**$ 434,768.57**	**$ 470,803.95**	**$ 390,037.69**	**$ 34,853.28**	**$ 76,115.60**	**$ 11,376.90**	**$ (943.94)**	**$ 1,417,012.05**

Direct Debit	SA	kWh	Crédito
103	1	-	$ 0.37
110	35	740	28.61
111	687	142,056	1,583.37
112	2,127	1,526,755	8,859.32
	2,850	**1,669,551**	**$ 10,471.67**

PUERTO RICO ELECTRIC POWER AUTHORITY

Cost of Subsidies and Authority Use
(as provided by Planning Department Reports)

Subsidies	Sep-20
Contributions in Lieu of Taxes (CILT)-Municipalities	$ 4,975,402.11
Help to Humans Subsidies	
Municipal Public Lighting	$ 7,571,569.90
Life Preserving Equipment Discount	112,782.82
Residential Service for Public Housing Projects (RH3)	70,536.06
Lifeline Residential Service (LRS)	1,377,557.51
Residential Fixed Rate for Public Housing (RFR)	2,076,536.79
Fuel Adjustment Subsidy (Residential)	1,300,511.66
Contribution to Puerto Rico Energy Bureau	1,269,576.00
Sub-Total Help to Humans Subsidies	**$ 13,779,070.74**
Non Help to Humans Subsidies	
Church and Social Welfare Organization Discount	$ 299,186.56
General Agricultural Service	36,920.48
Hotel Discount	152,047.16
Credits for Rural Acueducts	285.26
Downtown Commerce Subsidy	28.59
Common Areas for Condominiums	117,473.07
Irrigation District	346,000.00
Sub-Total Non Help to Humans Subsidies	**$ 951,941.12**
Total of Subsidies	**$ 14,731,011.86**
Revenues Reduction	
Direct Debit (10%)	$ 9,636.94
Net Metering Credit	1,351,601.39
Total	**$ 1,361,238.33**

Authority Use	KWH	COMB	CE	Total
Secondary	908,481	50,275.34	42,080.84	$ 92,356.18
Wholesale	1,749,840	96,836.15	81,052.59	$ 177,888.74
Total	**2,658,321**	**$ 147,111.49**	**$ 123,133.43**	**$ 270,244.92**

Instructions:
(1) Fill yellow cells only.
(2) Copy values from tab *Subsidios* (provided in Ventas por tarifa report), as submitted by the Planning Dept., into cells B6, B8 TO B14, B17 TO B23, B29 and B30.
(3) Copy values from tab *AEE USE* (provided in Ventas por tarifa report), as submitted by the Planning Dept., into cells E8, E9, F8, F9, G8 and G9.
(4) Copy values from tab *Crédito MN y DD* (provided in Ventas por tarifa report), as submitted by the Planning Dept., into cell range B35 to I44 (for Crédito MN), and into cell range B48 to D51 for Débito Directo.
(5) The values link into the CC&B and General Ledger Reconciliation, and is also presented on cell C35 of the *Data Summary* tab, representing the Amount of Revenue Reduction Subsidies.

Net Metering Credit

Tarifa	kWh neto	Total Básica	Comb	CE	CILT	HH	NHH	TUP	Total
110	157,223	$ 2,901.34	$ 4,584.92	$ 3,801.05	$ 336.04	$ 738.07	$ 111.41	$ -	$ 12,472.83
111	727,619	21,051.17	23,513.08	19,633.65	1,734.97	3,801.28	579.62	(5.65)	70,308.12
112	10,983,377	287,102.83	303,121.53	253,445.93	22,377.50	49,150.95	7,435.95	44.16	922,678.85
211	954,175	26,948.06	17,658.13	14,774.13	1,305.73	2,867.74	432.73	-	63,986.52
212	3,294,416	33,116.58	41,291.74	33,263.01	3,065.47	6,581.46	969.00	(308.44)	117,978.82
213	3,659,238	25,052.41	39,957.70	33,444.89	2,956.03	6,491.86	979.80	-	108,882.69
311	12,653	206.83	135.47	113.39	10.02	22.01	3.32	-	491.04
312	325,818	5,414.33	6,383.19	5,342.77	472.21	1,037.06	156.52	-	18,806.08
313	3,093,565	6,478.56	10,519.03	8,804.50	778.19	1,709.01	257.93	-	28,547.22
711	101,387	2,587.45	2,317.40	1,939.65	171.41	376.49	56.82	-	7,449.22
Total		**$ 410,859.56**	**$ 449,482.19**	**$ 374,562.97**	**$ 33,207.57**	**$ 72,775.93**	**$ 10,983.10**	**$ (269.93)**	**$ 1,351,601.39**

Direct Debit	SA	kWh	Crédito
103	1	-	$ 0.34
110	37	2,280	36.99
111	681	123,461	1,492.32
112	2,110	1,377,819	8,107.29
	2,829	**1,503,560**	**$ 9,636.94**

GROSS GENERATION
Sep-20

STEAM PLANTS	
SAN JUAN	331,888,000
PALO SECO	130,789,000
SOUTH COAST	203,340,000
AGUIRRE	290,000,000
TOTAL	**956,017,000**
GAS PLANTS	
MAYAGUEZ	21,318,000
PALO SECO	9,014,000
SOUTH COAST	
AGUIRRE	1,269,000
YABUCOA	1,968,000
DAGUAO	4,354,000
JOBOS	4,302,000
VEGA BAJA	2,228,000
TOTAL	**44,453,000**
CAMBALACHE	**17,118,000**
COMBINED CYCLE	**66,007,000**
VIEQUES DIESEL	
CULEBRA DIESEL	
TOTAL	**-**
TOTAL STEAM & GAS	**1,083,595,000**
HYDRO PLANTS	
PATILLAS	
TORO NEGRO 1	883,000
TORO NEGRO 2	
GARZAS 1	724,000
GARZAS 2	
CAONILLAS 1	
CAONILLAS 2	
DOS BOCAS	3,997,000
RIO BLANCO	
YAUCO 1	
YAUCO 2	220,000
TOTAL	**5,824,000**
TOTAL GROSS GENERATION FOR PREPA PLANTS	**1,089,419,000**
PURCHASED POWER	
ECOELECTRICA	307,645,354
AES	269,086,793
RENOVABLE	30,144,923
TOTAL PURCHASED POWER	**606,877,070**
TOTAL GENERATION	**1,696,296,070**

Instructions:
(1) Fill yellow cells only.
(2) Copy values from months as registered on Gross Generation worksheet prepared by the Economic Analysis Department.
(3) Values are used in the determination of efficiency.

GROSS GENERATION
Oct-20

STEAM PLANTS	
SAN JUAN	296,406,000
PALO SECO	87,511,000
SOUTH COAST	190,960,000
AGUIRRE	262,665,000
TOTAL	**837,542,000**
GAS PLANTS	
MAYAGUEZ	24,113,000
PALO SECO	15,304,310
SOUTH COAST	-
AGUIRRE	-
YABUCOA	2,511,000
DAGUAO	4,182,000
JOBOS	6,496,000
VEGA BAJA	3,019,000
TOTAL	**55,625,310**
CAMBALACHE	**18,715,000**
COMBINED CYCLE	**108,199,000**
VIEQUES DIESEL	-
CULEBRA DIESEL	-
TOTAL	**-**
TOTAL STEAM & GAS	**1,020,081,310**
HYDRO PLANTS	
PATILLAS	-
TORO NEGRO 1	904,000
TORO NEGRO 2	-
GARZAS 1	1,539,000
GARZAS 2	-
CAONILLAS 1	-
CAONILLAS 2	-
DOS BOCAS	3,917,000
RIO BLANCO	-
YAUCO 1	-
YAUCO 2	845,000
TOTAL	**7,205,000**
TOTAL GROSS GENERATION FOR PREPA PLANTS	**1,027,286,310**
PURCHASED POWER	
ECOELECTRICA	**214,178,093**
AES	**303,822,094**
RENOVABLE	**30,782,395**
TOTAL PURCHASED POWER	**548,782,582**
TOTAL GENERATION	**1,576,068,892**

Instructions:
(1) Fill yellow cells only.
(2) Copy values from months as registered on Gross Generation worksheet prepared by the Economic Analysis Department.
(3) Values are used in the determination of efficiency.

GROSS GENERATION
Nov-20

STEAM PLANTS	
SAN JUAN	225,553,000
PALO SECO	43,304,000
SOUTH COAST	194,620,000
AGUIRRE	332,965,000
TOTAL	**796,442,000**
GAS PLANTS	
MAYAGUEZ	5,638,000
PALO SECO	6,775,000
SOUTH COAST	-
AGUIRRE	-
YABUCOA	554,000
DAGUAO	2,563,000
JOBOS	775,000
VEGA BAJA	1,115,000
TOTAL	**17,420,000**
CAMBALACHE	**10,799,000**
COMBINED CYCLE	**65,587,000**
VIEQUES DIESEL	-
CULEBRA DIESEL	-
TOTAL	**-**
TOTAL STEAM & GAS	**890,248,000**
HYDRO PLANTS	
PATILLAS	-
TORO NEGRO 1	633,000
TORO NEGRO 2	-
GARZAS 1	346,000
GARZAS 2	-
CAONILLAS 1	-
CAONILLAS 2	-
DOS BOCAS	2,194,000
RIO BLANCO	-
YAUCO 1	-
YAUCO 2	190,000
TOTAL	**3,363,000**
TOTAL GROSS GENERATION FOR PREPA PLANTS	**893,611,000**
PURCHASED POWER	
ECOELECTRICA	**292,827,921**
AES	**304,347,664**
RENOVABLE	**26,225,479**
TOTAL PURCHASED POWER	**623,401,064**
TOTAL GENERATION	**1,517,012,064**

Instructions:
(1) Fill yellow cells only.
(2) Copy values from months as registered on Gross Generation worksheet prepared by the Economic Analysis Department.
(3) Values are used in the determination of efficiency.

Fuel Cost and Consumption

Sep-20

(as provided by Budgeting Department)

PLANT	KIND OF FUEL	BARRELS	TOTAL	AMOUNT	TOTAL	GENERATION	EFFICIENCY
STEAM							
SAN JUAN	NO. 6	143,688.36		$ 7,570,377.27			
	PROPANE	9.05		331.00			
	LIGHT DESTILLATE	-	143,697.41	-	$ 7,570,708.27	-	-
SOUTH COAST	NO. 6	5,549.05		$ 391,814.46			
	PROPANE	-		-			
	LIGHT DESTILLATE	-	5,549.05	-	$ 391,814.46	-	-
PALO SECO	NO. 6	217,775.96		$ 11,484,185.99			
	PROPANE	30.21		1,118.43			
	LIGHT DESTILLATE	108.63	217,914.80	6,492.73	$ 11,491,797.15	-	-
AGUIRRE	NO. 6	483,095.86		$ 27,504,348.53			
	PROPANE	21.58		791.18			
	LIGHT DESTILLATE	478.79		28,616.88			
	ADDITIVE	-	483,596.23	-	$ 27,533,756.59	-	-
	TOTAL STEAM PLANTS		850,757.49		$ 46,988,076.47		
GAS							
MAYAGUEZ	LIGHT DESTILLATE	37,109.78	37,109.78	$ 2,063,490.43	$ 2,063,490.43	-	-
SOUTH COAST TURB	LIGHT DESTILLATE	-	-	-	$ -	-	-
PALO SECO TURB	LIGHT DESTILLATE	23,687.45	23,687.45	1,419,415.54	1,419,415.54	-	-
AGUIRRE POWER BLOCK	LIGHT DESTILLATE	3,053.93	3,053.93	167,455.09	167,455.09	-	-
YABUCOA	LIGHT DESTILLATE	6,181.29	6,181.29	381,900.38	381,900.38	-	-
DAGUAO TURB	LIGHT DESTILLATE	11,909.56	11,909.56	697,629.37	697,629.37	-	-
VEGA BAJA	LIGHT DESTILLATE	5,051.71	5,051.71	291,059.82	291,059.82	-	-
JOBOS (GUAYAMA) TURB	LIGHT DESTILLATE	11,468.74	11,468.74	662,879.95	662,879.95	-	-
VIEQUES	LIGHT DESTILLATE	-	-	-	-	-	-
CULEBRA	LIGHT DESTILLATE	-	-	-	-	-	-
AGUIRRE COMBINED	LIGHT DESTILLATE	167,701.21	167,701.21	10,061,772.22	$ 10,061,772.22	-	-
CAMBALACHE GAS TURBINES	LIGHT DESTILLATE	35,849.49	35,849.49	2,098,699.70	$ 2,098,699.70	-	-
SAN JUAN COMBINED CYCLE	LIGHT DESTILLATE	3,073.97	3,073.97	189,094.79	$ 189,094.79	-	
	TOTAL GAS PLANTS		305,087.13		$ 18,033,397.29		
NATURAL GAS							
SOUTH COAST	NATURAL GAS	344,454.29	344,454.29	$ 16,951,656.32	$ 16,951,656.32		
SAN JUAN	NATURAL GAS	347,722.41	347,722.41	23,124,211.62	$ 23,124,211.62		

TOTAL BARREL CONSUMPTION	1,848,021.32
TOTAL CONSUMPTION IN $	$105,097,341.70
NATURAL GAS BARREL CONSUMPTION	692,176.70

Instructions:

(1) Fill yellow cells only.

(2) Copy values from months as registered on the Consumo y Generación tab on the fuel consumption report provided by the Budgeting Department.

(3) Values are used in the determination of fuel cost for the month and the corresponding Fuel Adjustment Clause.

Fuel Cost and Consumption

Oct-20

(as provided by Budgeting Department)

PLANT	KIND OF FUEL	BARRELS	TOTAL	AMOUNT	TOTAL	GENERATION	EFFICIENCY
STEAM							
SAN JUAN	NO. 6	98,065.66		$ 5,515,654.67			
	PROPANE	6.31		230.79			
	LIGHT DESTILLATE	-	98,071.97	-	$ 5,515,885.46	-	-
SOUTH COAST	NO. 6	-		$ -			
	PROPANE	-		-			
	LIGHT DESTILLATE	-	-	-	$ -	-	-
PALO SECO	NO. 6	143,580.86		$ 7,839,285.30			
	PROPANE	19.27		729.24			
	LIGHT DESTILLATE	50.97	143,651.10	3,026.86	$ 7,843,041.40	-	-
AGUIRRE	NO. 6	461,800.65		$ 26,137,064.49			
	PROPANE	15.19		563.87			
	LIGHT DESTILLATE	230.24		13,672.85			
	ADDITIVE	-	462,046.08	-	$ 26,151,301.21	-	-
	TOTAL STEAM PLANTS		703,769.15		$ 39,510,228.07		
GAS							
MAYAGUEZ	LIGHT DESTILLATE	42,007.42	42,007.42	$ 2,337,797.40	$ 2,337,797.40	-	-
SOUTH COAST TURB	LIGHT DESTILLATE	44.90	44.90	3,670.40	$ 3,670.40	-	-
PALO SECO TURB	LIGHT DESTILLATE	40,337.66	40,337.66	2,381,541.72	2,381,541.72	-	-
AGUIRRE POWER BLOCK	LIGHT DESTILLATE				-	-	-
YABUCOA	LIGHT DESTILLATE	6,236.07	6,236.07	379,206.97	379,206.97	-	-
DAGUAO TURB	LIGHT DESTILLATE	10,950.79	10,950.79	640,808.32	640,808.32	-	-
VEGA BAJA	LIGHT DESTILLATE	8,203.52	8,203.52	477,031.69	477,031.69	-	-
JOBOS (GUAYAMA) TURB	LIGHT DESTILLATE	16,911.86	16,911.86	990,394.48	990,394.48	-	-
VIEQUES	LIGHT DESTILLATE	-	-	-	-	-	-
CULEBRA	LIGHT DESTILLATE	-	-	-	-	-	-
AGUIRRE COMBINED	LIGHT DESTILLATE	275,754.93	275,754.93	16,391,895.29	$ 16,391,895.29	-	-
CAMBALACHE GAS TURBINES	LIGHT DESTILLATE	39,309.57	39,309.57	2,295,777.78	$ 2,295,777.78	-	-
SAN JUAN COMBINED CYCLE	LIGHT DESTILLATE	22,719.06	22,719.06	1,378,549.25	$ 1,378,549.25	-	
	TOTAL GAS PLANTS		462,475.78		$ 27,276,673.30		
NATURAL GAS							
SOUTH COAST	NATURAL GAS	216,666.98	216,666.98	$ 9,771,093.82	$ 9,771,093.82		
SAN JUAN	NATURAL GAS	317,223.69	317,223.69	20,084,596.09	$ 20,084,596.09		
OTHER FUEL EXPENSES							
NATURAL GAS PURCHASED AND TRANSFERRED TO ECOELÉCTRICA LLC					12,109,191.67		

PREPA TOTAL BARREL CONSUMPTION	1,700,135.60		
PREPA TOTAL CONSUMPTION IN $	$ 96,642,591.28	TOTAL FUEL EXPENSE	############
PREPA NATURAL GAS BARREL CONSUMPTION	533,890.67		

Instructions:

(1) Fill yellow cells only.

(2) Copy values from months as registered on the Consumo y Generación tab on the fuel consumption report provided by the Budgeting Department.

(3) Values are used in the determination of fuel cost for the month and the corresponding Fuel Adjustment Clause.

Fuel Cost and Consumption

Oct-20

(as provided by Budgeting Department)

PLANT	KIND OF FUEL	BARRELS	TOTAL	AMOUNT	TOTAL	GENERATION	EFFICIENCY
STEAM							
SAN JUAN	NO. 6	90,234.47		$ 5,428,164.58			
	PROPANE	7.53		290.39			
	LIGHT DESTILLATE	-	90,242.00	-	$ 5,428,454.97	-	-
SOUTH COAST	NO. 6	-		$ -			
	PROPANE	-		-			
	LIGHT DESTILLATE	-	-	-	$ -	-	-
PALO SECO	NO. 6	72,308.30		$ 4,119,256.82			
	PROPANE	32.27		1,247.64			
	LIGHT DESTILLATE	59.25	72,399.82	3,654.54	$ 4,124,159.00	-	-
AGUIRRE	NO. 6	544,263.60		$ 31,300,112.09			
	PROPANE	36.69		1,395.90			
	LIGHT DESTILLATE	483.78		29,839.09			
	ADDITIVE	-	544,784.07	-	$ 31,331,347.08	-	-
	TOTAL STEAM PLANTS		707,425.89		$ 40,883,961.05		
GAS							
MAYAGUEZ	LIGHT DESTILLATE	10,089.21	10,089.21	$ 604,452.31	$ 604,452.31	-	-
SOUTH COAST TURB	LIGHT DESTILLATE	-	-	-	$ -	-	-
PALO SECO TURB	LIGHT DESTILLATE	18,182.12	18,182.12	1,097,911.77	1,097,911.77	-	-
AGUIRRE POWER BLOCK	LIGHT DESTILLATE	-	-	-	-	-	-
YABUCOA	LIGHT DESTILLATE	1,536.69	1,536.69	93,539.97	93,539.97	-	-
DAGUAO TURB	LIGHT DESTILLATE	6,896.28	6,896.28	419,149.06	419,149.06	-	-
VEGA BAJA	LIGHT DESTILLATE	2,664.17	2,664.17	160,905.48	160,905.48	-	-
JOBOS (GUAYAMA) TURB	LIGHT DESTILLATE	2,004.05	2,004.05	118,229.97	118,229.97	-	-
VIEQUES	LIGHT DESTILLATE	-	-	-	-	-	-
CULEBRA	LIGHT DESTILLATE	-	-	-	-	-	-
AGUIRRE COMBINED	LIGHT DESTILLATE	166,812.98	166,812.98	10,248,030.12	$ 10,248,030.12	-	-
			-				
CAMBALACHE GAS TURBINES	LIGHT DESTILLATE	24,587.19	24,587.19	1,458,977.32	$ 1,458,977.32	-	-
SAN JUAN COMBINED CYCLE	LIGHT DESTILLATE	56,507.27	56,507.27	3,485,931.44	$ 3,485,931.44	-	
	TOTAL GAS PLANTS		289,279.96		$ 17,687,127.44		
NATURAL GAS							
SOUTH COAST	NATURAL GAS	340,162.06	340,162.06	$ 19,813,086.35	$ 19,813,086.35		
SAN JUAN	NATURAL GAS	188,972.50	188,972.50	13,092,642.12	$ 13,092,642.12		
OTHER FUEL EXPENSES							
NATURAL GAS PURCHASED AND TRANSFERRED TO ECOELÉCTRICA LLC					20,613,701.00		

PREPA TOTAL BARREL CONSUMPTION	1,525,840.41		
PREPA TOTAL CONSUMPTION IN $	$ 91,476,816.96	TOTAL FUEL EXPENSE	$ 112,090,517.96
PREPA NATURAL GAS BARREL CONSUMPTION	529,134.56		

Instructions:

(1) Fill yellow cells only.

(2) Copy values from months as registered on the Consumo y Generación tab on the fuel consumption report provided by the Budgeting Department.

(3) Values are used in the determination of fuel cost for the month and the corresponding Fuel Adjustment Clause.

Summary of Renewable Purchased Power

Sep-20

(as provided by Renewable Energy Department)

(2)

Compañía	Capacidad (MW)	kWh del Periodo	Costo por kWh	Pago por Energía	CERs A Transferir	Costo CERs por kWh	Costo de los CERs	Pago por CERs
Pattern Santa Isabel	**75**[1]	**7,652,427.000**	**$0.139**	**$1,061,621.20**	**7,653**	**$0.028**	**$212,370.75**	**$212,370.75**
Punta Lima Wind Farm	26		**$0.000**	$0.00	0	**$0.000**	$0.00	$0.00
AES Ilumina	**20**	**3,159,934.000**	**$0.172**	**$544,466.11**	**3,160**	**$0.035**	**$110,600.00**	**$110,568.40**
Windmar Cantera Martinó	**2.1**	**351,803.000**	**$0.179**	**$62,806.39**	**352**	**$0.035**	**$12,320.00**	**$12,316.48**
San Fermín Solar Farm	**20**	**2,690,763.000**	**0.162**	**$435,903.61**	**2,687**	**$0.035**	**$94,045.00**	**$94,018.13**
Horizon Energy	**10**	**1,961,119.000**	**$0.158**	**$309,660.69**	**1,962**	**$0.035**	**$68,670.00**	**$68,650.38**
Landfill Gas Technologies Fajardo (LFGT)	**2.4**	**274,468.000**	**$0.100**	**$27,446.80**	**275**	**$0.00001**	**$2.75**	**$2.75**
Oriana Energy[4]	**50**	**7,590,075.000**	**$0.159**	**$1,206,821.93**	**7,590**	**$0.030**	**$227,700.00**	**$227,624.10**
Windmar Coto Laurel SolarFarm [5]	**10**	**1,222,885.000**	**$0.150**	**$183,432.75**	**1,223**	**$0.035**	**$42,805.00**	**$42,792.77**
Humacao Solar Project[6]	**40**	**4,775,533.000**	**$0.150**	**$716,329.95**	**4,776**	**$0.025**	**$119,400.00**	**$119,352.24**
Landfill Gas Technologies Toa Baja (LFGT)	**2.4**	**465,916.000**	**$0.100**	**$46,591.60**	**466**	**$0.00001**	**$4.66**	**$4.66**

Nota 1: La capacidad contratada de Pattern es 95 MW durante ciertos periodos del año, pero está limitada a 75 MW.

Nota 2: El pago de los CERs a Punta Lima, AES Ilumina, Windmar Cantera Martinó, San Fermín, Horizon Energy, Oriana Energy, Coto Laurel Solar Farm y Humacao Solar Project incluye un descuento por el costo de las

Nota 3: El precio de la energía de Horizon aumentó durante este mes.

Nota 4: El proyecto de Oriana Energy opera a una capacidad limitada.

Nota 5: El proyecto de Coto Laurel Solar Farm se encuentra en etapa de pruebas de MTRs.

Nota 6: El proyecto de Humacao Solar Project se encuentra en etapa de pruebas de MTRs, y opera a una capacidad máxima de 30 MW.

Instructions:

(1) Fill yellow cells only.

(2) Copy values from worksheet Tabla Informe Finanzas, submitted by the Renewable Energy Department, into corresponding renewable facilities.

(3) The values link into the reconciliation worksheet for the computation of the Purchased Power Cost for the month, as well as the computation of the Purchased Power Clause Adjustment.

Summary of Renewable Purchased Power

Oct-20

(as provided by Renewable Energy Department)

(2)

Compañía	Capacidad (MW)	kWh del Periodo	Costo por kWh	Pago por Energía	CERs A Transferir	Costo CERs por kWh	Costo de los CERs	Pago por CERs
Pattern Santa Isabel	**75**[1]	**9,328,109.000**	**$0.139**	**$1,294,088.56**	**9,328**	**$0.028**	**$258,852.00**	**$258,852.00**
Punta Lima Wind Farm	26	0.000	**$0.000**	$0.00	0	**$0.000**	$0.00	$0.00
AES Ilumina	**20**	**2,913,227.000**	**$0.172**	**$501,957.75**	**2,913**	**$0.035**	**$101,955.00**	**$101,925.87**
Windmar Cantera Martinó	**2.1**	**390,854.000**	**$0.179**	**$69,962.87**	**391**	**$0.035**	**$13,685.00**	**$13,681.09**
San Fermín Solar Farm	**20**	**2,621,539.000**	**0.162**	**$424,689.32**	**2,615**	**$0.035**	**$91,525.00**	**$91,498.85**
Horizon Energy	**10**	**1,845,076.000**	**$0.158**	**$291,337.50**	**1,845**	**$0.035**	**$64,575.00**	**$64,556.55**
Landfill Gas Technologies Fajardo (LFGT)	**2.4**	**378,834.000**	**$0.100**	**$37,883.40**	**379**	**$0.00001**	**$3.79**	**$3.79**
Oriana Energy[4]	**50**	**7,668,422.000**	**$0.159**	**$1,219,279.10**	**7,669**	**$0.030**	**$230,070.00**	**$229,993.31**
Windmar Coto Laurel SolarFarm [5]	**10**	**1,119,951.000**	**$0.150**	**$167,992.65**	**1,120**	**$0.035**	**$39,200.00**	**$39,188.80**
Humacao Solar Project[6]	**40**	**4,259,102.000**	**$0.150**	**$638,865.30**	**4,259**	**$0.025**	**$106,475.00**	**$106,432.41**
Landfill Gas Technologies Toa Baja (LFGT)	**2.4**	**257,281.000**	**$0.100**	**$25,728.10**	**257**	**$0.00001**	**$2.57**	**$2.57**

Nota 1: La capacidad contratada de Pattern es 95 MW durante ciertos periodos del año, pero está limitada a 75 MW.

Nota 2: El pago de los CERs a Punta Lima, AES Ilumina, Windmar Cantera Martinó, San Fermín, Horizon Energy, Oriana Energy, Coto Laurel Solar Farm y Humacao Solar Project incluye un descuento por el costo de las

Nota 3: El precio de la energía de Horizon aumentó durante este mes.

Nota 4: El proyecto de Oriana Energy opera a una capacidad limitada.

Nota 5: El proyecto de Coto Laurel Solar Farm se encuentra en etapa de pruebas de MTRs.

Nota 6: El proyecto de Humacao Solar Project se encuentra en etapa de pruebas de MTRs, y opera a una capacidad máxima de 30 MW.

Instructions:

(1) Fill yellow cells only.

(2) Copy values from worksheet Tabla Informe Finanzas, submitted by the Renewable Energy Department, into corresponding renewable facilities.

(3) The values link into the reconciliation worksheet for the computation of the Purchased Power Cost for the month, as well as the computation of the Purchased Power Clause Adjustment.

Summary of Renewable Purchased Power

Nov-20

(as provided by Renewable Energy Department)

(2)

Compañía	Capacidad (MW)	kWh del Periodo	Costo por kWh	Pago por Energía	CERs A Transferir	Costo CERs por kWh	Costo de los CERs	Pago por CERs
Pattern Santa Isabel	**75**[1]	**7,753,220.285**	**$0.139**	**$1,075,604.25**	**7,753**	**$0.028**	**$215,145.75**	**$215,145.75**
Punta Lima Wind Farm	26	0.000	**$0.000**	$0.00	0	**$0.000**	$0.00	$0.00
AES Ilumina	**20**	**2,505,486.000**	**$0.173**	**$432,800.73**	**2,506**	**$0.035**	**$87,710.00**	**$87,684.94**
Windmar Cantera Martinó	**2.1**	**340,857.135**	**0.179**	**$61,013.43**	**341**	**$0.035**	**$11,935.00**	**$11,931.59**
San Fermín Solar Farm	**20**	**2,227,996.000**	**0.162**	**$360,935.35**	**2,222**	**$0.035**	**$77,770.00**	**$77,747.78**
Horizon Energy	**10**	**1,657,230.000**	**$0.158**	**$261,676.62**	**1,657**	**$0.035**	**$57,995.00**	**$57,978.43**
Landfill Gas Technologies Fajardo (LFGT)	**2.4**	**402,354.500**	**$0.100**	**$40,235.45**	**402**	**$0.00001**	**$4.02**	**$4.02**
Oriana Energy[4]	**50**	**6,366,661.259**	**$0.159**	**$1,012,299.14**	**6,367**	**$0.030**	**$191,010.00**	**$190,946.33**
Windmar Coto Laurel SolarFarm [5]	**10**	**1,012,903.000**	**$0.150**	**$151,935.45**	**1,013**	**$0.035**	**$35,455.00**	**$35,444.87**
Humacao Solar Project[6]	**40**	**3,956,995.750**	**$0.150**	**$593,549.36**	**3,957**	**$0.025**	**$98,925.00**	**$98,885.43**
Landfill Gas Technologies Toa Baja (LFGT)	**2.4**	**320,398.500**	**$0.100**	**$32,039.85**	**320**	**$0.00001**	**$3.20**	**$3.20**

Nota 1: La capacidad contratada de Pattern es 95 MW durante ciertos periodos del año, pero está limitada a 75 MW.

Nota 2: El pago de los CERs a Punta Lima, AES Ilumina, Windmar Cantera Martinó, San Fermín, Horizon Energy, Oriana Energy, Coto Laurel Solar Farm y Humacao Solar Project incluye un descuento por el costo de las

Nota 3: El precio de la energía de Horizon aumentó durante este mes.

Nota 4: El proyecto de Oriana Energy opera a una capacidad limitada.

Nota 5: El proyecto de Coto Laurel Solar Farm se encuentra en etapa de pruebas de MTRs.

Nota 6: El proyecto de Humacao Solar Project se encuentra en etapa de pruebas de MTRs, y opera a una capacidad máxima de 30 MW.

Instructions:

(1) Fill yellow cells only.

(2) Copy values from worksheet Tabla Informe Finanzas, submitted by the Renewable Energy Department, into corresponding renewable facilities.

(3) The values link into the reconciliation worksheet for the computation of the Purchased Power Cost for the month, as well as the computation of the Purchased Power Clause Adjustment.

NO INFORMATION ON THIS PAGE
PAGE BLANK ON PURPOSE

	SAN JUAN		COSTA SUR		PALO SECO		AGUIRRE	
	BARRILES	$	BARRILES	$	BARRILES	$	BARRILES	$
								$ -
BEGINNING BALANCE								
NO. 2							264,012.07	16,201,101.13
NO. 6	114,935.87	6,137,331.17	583,317.51	38,906,880.08	266,894.76	14,248,509.80	483,314.09	28,501,178.06
GAS PROPANO	59.17	2,164.08	53.10	1,906.82	72.87	2,679.43	29.76	805.11
ADITIVOS								
COMPRADO GAS NATURAL	-							
TOTAL RECIBIDO	114,995.04	$ 6,139,495.25	583,370.61	$ 38,908,786.90	266,967.63	$ 14,251,189.23	747,355.92	$ 44,703,084.30
RECIBIDO								
COMPRADO NO. 2							174,789.67	9,683,653.35
COMPRADO NO. 6	114,148.67	5,795,287.41			199,976.45	10,157,101.45	467,455.55	25,309,373.82
GAS PROPANO					29.02	1,092.32	34.44	1,311.39
ADITIVOS								
COMPRADO GAS NATURAL			344,454.29	16,951,656.32				
TOTAL RECIBIDO	114,148.67	$ 5,795,287.41	344,454.29	$ 16,951,656.32	200,005.47	$ 10,158,193.77	642,279.66	$ 34,994,338.56

PUERTO RICO ELECTRIC POWER AUTHORITY
FUEL OIL CONSUMPTION REPORT
FOR THE MONTH
SEPTEMBER 2020

	BARRELS	COST PER BARREL	AMOUNT
BEGINNING BALANCE	2,235,598.43		$ 138,016,197.64
ADJUSTMENTS	-		$ -
			$ 138,016,197.64
INTEREST			
FUEL HEDGE			
MISC. SERVICES & INSPECTION FEES			$ 2,836,795.74
EXCISE TAXES			$ 929,243.02
			$ 3,766,038.76
RECEIPTS			
STEAM & GAS	1,190,657.74	$ 53.42	$ 63,599,089.17
NATURAL GAS	692,176.70	$ 57.90	$ 40,075,867.94
TOTAL RECEIPTS	1,882,834.44	$ 55.06	$ 103,674,957.11
SUBTOTAL	4,118,432.87	$ 59.60	$ 245,457,193.51
CONSUMPTION			
STEAM & GAS	1,155,844.62		$ 65,021,473.76
NATURAL GAS	692,176.70		$ 40,075,867.94
ADJ. TO CONSUMPTION	-		$ -
TOTAL CONSUMPTION	1,848,021.32	$ 56.87	$ 105,097,341.70
ENDING BALANCE	2,270,411.55	$ 61.82	$ 140,359,851.81

PUERTO RICO ELECTRIC POWER AUTHORITY
FUEL OIL CONSUMPTION REPORT
FOR THE MONTH
SEPTEMBER 2020

SAN JUAN STEAM PLANT	FUEL NO 6		PROPANE		LIGHT DESTILLATE		TOTAL	
	BBLS	$	BBLS	$	BBLS	$	BBLS	$
BEG BAL	114,935.87	6,137,331.17	59.17	2,164.05	-	-	114,995.04	6,139,495.21
No.06 Adj	-	-	-	-	-	-	-	-
RECEIPTS	114,148.67	5,795,287.41	-	-			114,148.67	5,795,287.41
INTEREST							-	-
MISC. SERV.& INSP FEES		126,473.09					-	126,473.09
EXCISE TAXES		10,476.07		-			-	10,476.07
TRANSFER IN	-	-	-	-	-	-	-	-
SUBTOTAL	229,084.54	12,069,567.74	59.17	2,164.05	-	-	229,143.71	12,071,731.78
TRANSFERS OUT	-	-	-	-			-	-
CONSUMPTION	143,688.36	7,570,377.27	9.05	331.00		-	143,697.41	7,570,708.27
CAPITAL EXPENDITURE							-	-
ADJUSTMENT	-	-	-	-			-	-
ENDING BALANCE	85,396.18	4,499,190.47	50.12	1,833.05	-	-	85,446.30	4,501,023.51
							267,081.09	23,399,243.14
PRICE PER BARREL		52.69		36.57		-		
BEG. PRICE PER BARREL		53.40		36.57		-		
ENDING PRICE PER BARREL		52.69		36.57		-		
PRICE PER BARREL CONSUMED		52.69				-		

PALO SECO STEAM PLANT	FUEL NO 6		PROPANE		LIGHT DESTILLATE		TOTAL		
	BBLS	$	BBLS	$	BBLS	$	BBLS	$	
BEG BAL	266,894.76	14,248,509.53	72.86	2,679.56	-	-	266,967.62	14,251,189.09	
No.06 Adj	-	-	-	-	-	-	-	-	
RECEIPTS	199,976.45	10,157,101.45	29.02	1,092.32			200,005.47	10,158,193.77	
INTEREST							-	-	
MISC. SERV.& INSP FEES		197,545.36					-	197,545.36	
EXCISE TAXES		16,805.44		-			-	16,805.44	
TRANSFER IN	-	-	-	-	108.63	6,492.73	108.63	6,492.73	
SUBTOTAL	466,871.21	24,619,961.78	101.88	3,771.88	108.63	6,492.73	467,081.72	24,630,226.39	
TRANSFERS OUT	-	-	-	-			-	-	
CONSUMPTION	217,775.96	11,484,185.99	30.21	1,118.43	108.63	6,492.73	217,914.80	11,491,797.15	N0.6 & propano
							-	-	11,491,797.15
ADJUSTMENT	-	-	-	-	-	-	-	-	
ENDING BALANCE	249,095.25	13,135,775.79	71.67	2,653.45	-	-	249,166.92	13,138,429.24	
PRICE PER BARREL		52.73		37.02		59.77			
ENDING PRICE PER BARREL		52.73		37.02		-			
PRICE PER BARREL CONSUMED		52.73				59.77			
BEG. PRICE PER BARREL				36.77					

PUERTO RICO ELECTRIC POWER AUTHORITY
FUEL OIL CONSUMPTION REPORT
FOR THE MONTH
SEPTEMBER 2020

SOUTH COAST STEAM PLANT	FUEL NO 6		PROPANE		LIGHT DESTILLATE		TOTAL	
	BBLS	$	BBLS	$	BBLS	$	BBLS	$
BEG BAL	583,976.90	38,950,870.95	53.10	1,906.82	-	-	584,030.00	38,952,777.77
No.06 Adj	-	-	-	-	-	-	-	-
RECEIPTS	-	-	-	-			-	-
INTEREST							-	-
MISC. SERV.& INSP FEES-others		2,283,320.78					-	2,283,320.78
EXCISE TAXES		-		-			-	-
TRANSFER IN	-	-	-	-	-	-	-	-
SUBTOTAL	583,976.90	41,234,191.73	53.10	1,906.82	-	-	584,030.00	41,236,098.55
TRANSFERS OUT	-	-	-	-			-	-
CONSUMPTION	5,549.05	391,814.46	-	-	-	-	5,549.05	391,814.46
							-	-
ADJUSTMENT	-	-	-	-	-	-	-	-
ENDING BALANCE	578,427.85	40,842,377.27	53.10	1,906.82	-	-	578,480.95	40,844,284.09
PRICE PER BARREL		70.61		35.91		-		
BEG. PRICE PER BARREL		66.6993		35.91		-		
ENDING PRICE PER BARREL		70.61		35.91		-		
PRICE PER BARREL CONSUMED		70.61				-		

AGUIRRE STEAM PLANT	FUEL NO 6		PROPANE		LIGHT DESTILLATE		CHES&CO ADDITIVES		TOTAL	
	BBLS	$	BBLS	$	BBLS	$	BBLS	$	BBLS	$
BEG BAL	483,314.09	28,501,178.06	35.71	1,260.44	264,012.07	16,201,101.12			747,361.87	44,703,539.62
No.06 Adj	-	-	-	-	-	-			-	-
RECEIPTS	467,455.55	25,309,373.82	34.44	1,311.39	174,789.67	9,683,653.35			642,279.66	34,994,338.56
INTEREST									-	-
MISC. SERV.& INSP FEES		218,467.91				-			-	218,467.91
EXCISE TAXES		101,643.95		-		342,064.92			-	443,708.87
TRANSFER IN	-	-	-	-	-	-			-	-
SUBTOTAL	950,769.64	54,130,663.74	70.15	2,571.83	438,801.74	26,226,819.39	-	-	1,389,641.53	80,360,054.96
TRANSFERS OUT	-	-	-	-	164,538.11	9,834,307.62			164,538.11	9,834,307.62
CONSUMPTION	483,095.86	27,504,348.53	21.58	791.18	478.79	28,616.88			483,596.23	27,533,756.59
									-	-
ADJUSTMENT	-	-	-	-	-	-			-	-
ENDING BALANCE	467,673.78	26,626,315.21	48.57	1,780.65	273,784.84	16,363,894.89	-	-	741,507.19	42,991,990.75
PRICE PER BARREL		56.93		36.66		59.77		-		
BEG. PRICE PER BARREL		58.97		35.30		61.37		-		49.91
ENDING PRICE PER BARREL		56.93		36.66		59.77		-		
PRICE PER BARREL CONSUMED		56.93				59.77		-		

9,834,307.62 Transfer Cost

PUERTO RICO ELECTRIC POWER AUTHORITY
FUEL OIL CONSUMPTION REPORT
FOR THE MONTH
SEPTEMBER 2020

GAS PLANTS	MAYAGUEZ SPECIAL CYCLE		SOUCO TURB-LIGHT DEST		PALO SECO TURB-LIGHT DEST		AGUIRRE POWER BLOCK-LIGHT DEST		YABUCOA POWER BLOCK-LIGHT		SUBTOTAL	
	BBLS	$	BBLS	$	BBLS	$	BBLS	$	BBLS	$	BBLS	$
BEG BAL	36,803.09	2,249,588.31	3,675.58	300,463.96	31,640.61	1,953,021.34	13,804.15	756,918.18	14,168.58	899,011.57	100,092.01	6,159,003.36
No.02 Adj	-	-	-	-	-	-	-	-	-	-	-	-
RECEIPTS	84,320.46	4,313,776.07	-	-	29,940.57	1,678,396.02	-	-	5,443.41	302,026.45	119,704.44	6,294,198.54
INTEREST											-	-
MISC. SERV.& INSP FEES		6,987.00		-		-		-		-	-	6,987.00
EXCISE TAXES		164,727.26		-		58,692.12		-		10,655.09	-	234,074.47
TRANSFER IN	-	-	-	-	-	-	-	-	-	-	-	-
SUBTOTAL	121,123.55	6,735,078.64	3,675.58	300,463.96	61,581.18	3,690,109.48	13,804.15	756,918.18	19,611.99	1,211,693.11	219,796.45	12,694,263.37
TRANSFERS-OUT	-	-	-	-	108.63	6,509.40	-	-	-	-	108.63	6,509.40
CONSUMPTION	37,109.78	2,063,490.43	-	-	23,687.45	1,419,415.54	3,053.93	167,455.09	6,181.29	381,900.38	70,032.45	4,032,261.44
CAPITAL EXPENDITURE											-	-
ADJUSTMENT	-	-	-	-	-	-	-	-	-	-	-	-
ENDING BALANCE	84,013.77	4,671,588.21	3,675.58	300,463.96	37,785.10	2,264,184.54	10,750.22	589,463.09	13,430.70	829,792.73	149,655.37	8,655,492.53
PRICE PER BARREL		55.61		81.75		59.92		54.83		61.78		
BEG. PRICE PER BARREL		61.12		81.75		61.73		54.83		63.45		
ENDING PRICE PER BARREL		55.61		81.75		59.92		54.8327		61.78		
PRICE PER BARREL CONSUMED		55.61		-		59.92		54.83		61.78		
										55.4848		

GAS PLANTS	VEGA BAJA-LIGHT DEST		JOBOS TURB- LIGHT DEST		DAGUAO TURB-LIGHT DEST		VIEQUES		CULEBRA		TOTAL TURBINES	
	BBLS	$	BBLS	$	BBLS	$	BBLS	$	BBLS	$	BBLS	$
BEG BAL	5,106.86	296,474.25	8,148.27	481,193.62	10,116.44	612,494.37	2,168.59	188,453.90	452.36	41,534.03	126,084.53	7,779,153.53
No.02 Adj	-	-	-	-	-	-	-	-	-	-	-	-
RECEIPTS	5,433.13	300,170.31	12,275.94	675,302.05	10,863.25	595,212.04	-	-	-	-	148,276.76	7,864,882.94
INTEREST											-	-
MISC. SERV.& INSP FEES		-		-		-		-		-	-	6,987.00
EXCISE TAXES		10,628.53		24,000.13		21,226.31		-		-	-	289,929.44
TRANSFER IN	-	-	-	-	-	-	-	-	-	-	-	-
SUBTOTAL	10,539.99	607,273.09	20,424.21	1,180,495.80	20,979.69	1,228,932.72	2,168.59	188,453.90	452.36	41,534.03	274,361.29	15,940,952.91
TRANSFER-OUT	-	-	-	-	-	-	-	-	-	-	108.63	6,509.40
CONSUMPTION	5,051.71	291,059.82	11,468.74	662,879.95	11,909.56	697,629.37	-	-	-	-	98,462.46	5,683,830.58
											-	-
ADJUSTMENTS	-	-	-	-	-	-	-	-	-	-	-	-
ENDING BALANCE	5,488.28	316,213.27	8,955.47	517,615.85	9,070.13	531,303.35	2,168.59	188,453.90	452.36	41,534.03	175,790.20	10,250,612.93
PRICE PER BARREL		57.62		57.80		58.58		86.90		91.82		
ENDING PRICE PER BARREL		57.62		57.80		58.58		86.90		91.82		
PRICE PER BARREL CONSUMED		57.62		57.80		58.58		-		-		

PUERTO RICO ELECTRIC POWER AUTHORITY
FUEL OIL CONSUMPTION REPORT
FOR THE MONTH
SEPTEMBER 2020

AGUIRRE COMBINED CYCLE	LIGHT DESTILLATE		ADDITIVE		TOTAL		CORCO - NO. 6		CORCO - NO. 2		TOTAL	
	BBLS	$	BBLS	$	BBLS	$	BBLS	$	BBLS	$	BBLS	$
BEG BAL	31,542.96	1,930,205.37	-	-	31,542.96	1,930,205.37	239,783.34	16,619,783.94	1,232.28	142,642.71	241,015.62	16,762,426.65
No.02 Adj	-	-			-	-	-	-	-	-	-	-
RECEIPTS	-	-			-	-	-	-	-	-	-	-
INTEREST					-	-					-	-
MISC. SERV.& INSP FEES		-			-	-		-		-	-	-
EXCISE TAXES		-			-	-		-		-	-	-
TRANSFER IN	164,538.11	9,834,307.62	-	-	164,538.11	9,834,307.62	-	-	-	-	-	-
SUBTOTAL	196,081.07	11,764,512.99	-	-	196,081.07	11,764,512.99	239,783.34	16,619,783.94	1,232.28	142,642.71	241,015.62	16,762,426.65
TRANSFERS-OUT	-	-			-	-	-	-	-	-	-	-
CONSUMPTION	167,701.21	10,061,772.22		-	167,701.21	10,061,772.22	-	-	-	-	-	-
					-	-					-	-
ADJUSTMENT	-	-			-	-	-	-	-	-	-	-
ENDING BALANCE	28,379.86	1,702,740.77	-	-	28,379.86	1,702,740.77	239,783.34	16,619,783.94	1,232.28	142,642.71	241,015.62	16,762,426.65
PRICE PER BARREL		60.00		-				69.31		115.76		
BEG. PRICE PER BARREL		61.19		-				69.31		115.76		
ENDING PRICE PER BARREL		60.00		-				69.31		115.76		
PRICE PER BARREL CONSUMED		60.00						-		-		

CAMBALACHE GAS TURBINES	LIGHT DESTILLATE		PROPANE		TOTAL	
	BBLS	$	BBLS	$	BBLS	$
BEG BAL	60,103.03	3,591,355.45	-	-	60,103.03	3,591,355.45
No.02 Adj	-	-			-	-
RECEIPTS	85,947.18	4,786,386.49			85,947.18	4,786,386.49
INTEREST					-	-
MISC. SERV.& INSP FEES		4,001.60				4,001.60
EXCISE TAXES		168,323.20			-	168,323.20
TRANSFER IN	-	-			-	-
SUBTOTAL	146,050.21	8,550,066.74	-	-	146,050.21	8,550,066.74
TRANSFERS-OUT	-	-			-	-
CONSUMPTION	35,849.49	2,098,699.70			35,849.49	2,098,699.70
ADJUSTMENT	-	-			-	-
ENDING BALANCE	110,200.72	6,451,367.04	-	-	110,200.72	6,451,367.04
PRICE PER BARREL		58.54		-		
BEG. PRICE PER BARREL		59.75		-		
ENDING PRICE PER BARREL		58.54		-		
PRICE PER BARREL CONSUMED		58.54				

PUERTO RICO ELECTRIC POWER AUTHORITY
FUEL OIL CONSUMPTION REPORT
FOR THE MONTH
SEPTEMBER 2020

SAN JUAN COMBINED CYCLE	LIGHT DESTILLATE		PROPANE		TOTAL						TOTAL	
	BBLS	$	BBLS	$	BBLS	$	BBLS	$	BBLS	$	BBLS	$
BEG BAL	63,497.76	3,906,054.95	-	-	63,497.76	3,906,054.95					-	-
No.02 Adj	-	-			-	-					-	-
RECEIPTS	-	-	-	-	-	-					-	-
INTEREST				-	-	-					-	-
MISC. SERV.& INSP FEES		-				-					-	-
EXCISE TAXES		-		-	-	-					-	-
TRANSFER IN	-	-	-	-	-	-					-	-
SUBTOTAL	63,497.76	3,906,054.95	-	-	63,497.76	3,906,054.95					-	-
TRANSFERS-OUT	-	-	-	-	-	-					-	-
CONSUMPTION	3,073.97	189,094.79	-	-	3,073.97	189,094.79					-	-
CAPITAL EXPENDITURE					-	-					-	-
ADJUSTMENT	-	-			-	-					-	-
ENDING BALANCE	60,423.79	3,716,960.16	-	-	60,423.79	3,716,960.16	-	-	-	-	-	-
PRICE PER BARREL		61.51	-					-		-		
BEG. PRICE PER BARREL		61.51	-					-		-		
ENDING PRICE PER BARREL		61.51	-					-		-		
PRICE PER BARREL CONSUMED		61.51						-		-		

NATURAL GAS	SOUTH COAST NG		SAN JUAN CC NG									
	BBLS	$	BBLS	$	BBLS	$	BBLS	$	BBLS	$	BBLS	$
BEG BAL											-	-
ADJUSTMENT	-	-	-	-							-	-
RECEIPTS	344,454.29	16,951,656.32	347,722.41	23,124,211.62							692,176.70	40,075,867.94
INTEREST											-	-
MISC. SERV.& INSP FEES											-	-
EXCISE TAXES		-		-							-	-
TRANSFER IN	-	-	-	-							-	-
SUBTOTAL	344,454.29	16,951,656.32	347,722.41	23,124,211.62	-	-	-	-	-	-	692,176.70	40,075,867.94
TRANSFERS-OUT	-	-	-	-							-	-
CONSUMPTION	344,454.29	16,951,656.32	347,722.41	23,124,211.62							692,176.70	40,075,867.94
											-	-
ADJUSTMENT	-	-	-	-							-	-
ENDING BALANCE	-	-	-	-	-	-	-	-	-	-	-	-
PRICE PER BARREL		49.21		66.50		-		-		-		
BEG. PRICE PER BARREL		-		-		-		-		-		
PRICE PER BARREL CONSUMED		49.21		66.5019								

FUEL OIL CONSUMPTION REPORT
SUMMARY BY PLANT - CONSUMPTION
AUGUST 31, 2020

PLANT	KIND OF FUEL	BARRELS	TOTAL	AMOUNT	TOTAL	GENERATION	EFFICIENCY
STEAM							
SAN JUAN	NO. 6	########		$ 7,570,377.27			
	PROPANE	9.05		331.00			
	LIGHT DESTILLATE	-	143,697.41	-	$ 7,570,708.27	80,076,000	557.25
SOUTH COAST	NO. 6	5,549.05		391,814.46			
	PROPANE	-		-			
	LIGHT DESTILLATE	-	5,549.05	-	391,814.46	203,340,000	36,644.11
PALO SECO	NO. 6	########		11,484,185.99			
	PROPANE	30.21		1,118.43			
	LIGHT DESTILLATE	108.63	217,914.80	6,492.73	11,491,797.15	130,789,000	600.18
AGUIRRE	NO. 6	########		27,504,348.53			
	PROPANE	21.58		791.18			
	LIGHT DESTILLATE	478.79		28,616.88			
	ADDITIVE		483,596.23		27,533,756.59	290,000,000	599.67
	TOTAL STEAM PLANTS		850,757.49		$ 46,988,076.47		
GAS							
MAYAGUEZ	LIGHT DESTILLATE		37,109.78	$ 2,063,490.43	$ 2,063,490.43	21,318,000	574.46
SOUTH COAST TURB	LIGHT DESTILLATE		-	-	-	-	-
PALO SECO TURB	LIGHT DESTILLATE		23,687.45	1,419,415.54	1,419,415.54	9,014,000	380.54
AGUIRRE POWER BLOCK	LIGHT DESTILLATE		3,053.93	167,455.09	167,455.09	1,269,000	415.53
YABUCOA	LIGHT DESTILLATE		6,181.29	381,900.38	381,900.38	1,968,000	318.38
DAGUAO TURB	LIGHT DESTILLATE		11,909.56	697,629.37	697,629.37	4,354,000	365.59
VEGA BAJA	LIGHT DESTILLATE		5,051.71	291,059.82	291,059.82	2,228,000	441.04
JOBOS (GUAYAMA) TURB	LIGHT DESTILLATE		11,468.74	662,879.95	662,879.95	4,302,000	375.11
VIEQUES	LIGHT DESTILLATE		-	-	-	-	-
CULEBRA	LIGHT DESTILLATE		-	-	-	-	-
AGUIRRE COMBINED	LIGHT DESTILLATE		167,701.21	10,061,772.22	10,061,772.22	66,007,000	393.60
CAMBALACHE GAS TURBINES	LIGHT DESTILLATE		35,849.49	2,098,699.70	2,098,699.70	17,118,000	477.50
SAN JUAN COMBINED CYCLE	LIGHT DESTILLATE		3,073.97	189,094.79	189,094.79	251,812,000	
	TOTAL GAS PLANTS		305,087.13		$ 18,033,397.29	1,083,595,000	
NATURAL GAS							
SOUTH COAST NG	NATURAL GAS		344,454.29		16,951,656.32		
SAN JUAN NG	NATURAL GAS		347,722.41		$ 23,124,211.62		
	TOTAL ALL PLANTS		1,848,021.32		$ 105,097,341.70		
						2,167,190,000	

TRANSFERS - BY PLANT
September 30, 2020

KIND OF FUEL	PLANT	TRANSFERS OUT BARRELS	TRANSFERS OUT AMOUNT	TRANSFERS IN BARRELS	TRANSFERS IN AMOUNT
STEAM					

NO. 6	SAN JUAN	-	$ -	-	$ -
PROPANE		-	-	-	-
LIGHT DESTILLATE		-	-	-	-
NO. 6	SOUTH COAST	-	-	-	-
PROPANE		-	-	-	-
LIGHT DESTILLATE		-	-	-	-
NO. 6	PALO SECO	-	-	-	-
PROPANE		-	-	-	-
LIGHT DESTILLATE		-	-	108.63	6,509.24
NO. 6	AGUIRRE	-	-	-	-
PROPANE		-	-	-	-
LIGHT DESTILLATE		164,538.11	9,834,307.62	-	-
ADDITIVE					
TOTAL STEAM PLANTS		164,538.11	$ 9,834,307.62	108.63	$ 6,509.24
GAS					

LIGHT DESTILLATE	MAYAGUEZ	-	$ -	-	$ -
LIGHT DESTILLATE	SOUTH COAST TURB	-	-	-	-
LIGHT DESTILLATE	PALO SECO TURB	108.63	6,509.40	-	-
LIGHT DESTILLATE	AGUIRRE POWER BLOCK	-	-	-	-
LIGHT DESTILLATE	YABUCOA	-	-	-	-
LIGHT DESTILLATE	DAGUAO TURB	-	-	-	-
LIGHT DESTILLATE	VEGA BAJA	-	-	-	-
LIGHT DESTILLATE	JOBOS (GUAYAMA) TURB	-	-	-	-
DIESEL	VIEQUES	-	-	-	-
DIESEL	CULEBRA	-	-	-	-
LIGHT DESTILLATE	AGUIRRE COMBINED	-	-	164,538.11	9,834,307.62
ADDITIVE	AGUIRRE COMBINED				
LIGHT DESTILLATE	CAMBALACHE GAS TURBINES	-	-	-	-
ADDITIVE	CAMBALACHE GAS TURBINES				
LIGHT DESTILLATE	SAN JUAN COMBINED CYCLE	-	-	-	-
TOTAL GAS PLANTS		108.63	$ 6,509.40	164,538.11	$ 9,834,307.62
OTHER					

NO. 6	CORCO	-	$ -	-	$ -
LIGHT DESTILLATE	CORCO	-	-	-	-
TOTAL ALL PLANTS		164,646.74	$ 9,840,817.02	164,646.74	$ 9,840,816.86

	SAN JUAN		COSTA SUR		PALO SECO		AGUIRRE	
	BARRILES	$	BARRILES	$	BARRILES	$	BARRILES	$
BEGINNING BALANCE								
NO. 2					-		273,784.84	16,383,894.89
NO. 6	85,396.18	4,521,122.89	577,768.46	41,188,371.89	249,095.25	13,135,775.93	467,673.78	26,626,315.21
GAS PROPANO	50.12	1,640.34	53.10	3,840.72	71.68	2,653.54	48.57	1,780.65
ADITIVOS								
COMPRADO GAS NATURAL								
TOTAL RECIBIDO	85,446.30	$ 4,522,763.23	577,821.56	$ 41,192,212.61	249,166.93	$ 13,138,429.47	741,507.19	$ 43,011,990.75
RECIBIDO								
COMPRADO NO. 2							175,309.86	9,961,353.04
COMPRADO NO. 6	116,582.09	6,189,937.29			131,261.52	6,986,341.90	534,074.86	29,227,224.35
GAS PROPANO					46.30	1,810.82	23.52	895.33
Ecoeléctrica Delivery Point			233,939.52	12,109,191.67				
ADITIVOS								
COMPRADO GAS NATURAL			216,666.98	9,771,093.82				
TOTAL RECIBIDO	116,582.09	$ 6,189,937.29	450,606.50	$ 21,880,285.49	131,307.82	$ 6,988,152.72	709,408.24	$ 39,189,472.72

PUERTO RICO ELECTRIC POWER AUTHORITY
FUEL OIL CONSUMPTION REPORT
FOR THE MONTH
OCTOBER 2020

	BARRELS	COST PER BARREL	AMOUNT	Reconciliacion
BEGINNING BALANCE	2,270,411.55		$ 140,359,835.14	
ADJUSTMENTS	- *		$ - *	
INTEREST				
FUEL HEDGE				
MISC. SERVICES & INSPECTION FEES			$ 2,438,133.94	
EXCISE TAXES			$ 800,068.25	
RECEIPTS				
STEAM & GAS	1,122,642.80	$ 54.94	$ 61,680,891.96	
NATURAL GAS	533,890.67	$ 55.92	$ 29,855,689.91	
TOTAL RECEIPTS	1,656,533.48	$ 55.26	$ 91,536,581.87	
SUBTOTAL	3,926,945.02	$ 59.88	$ 235,134,619.20	
CONSUMPTION				
STEAM & GAS	1,166,244.93		$ 66,786,901.37	
NATURAL GAS	533,890.67		$ 29,855,689.91	
ADJ. TO CONSUMPTION	-		$ -	
TOTAL RECEIPTS	1,700,135.60	$ 56.84	$ 96,642,591.28	
ENDING BALANCE	2,226,809.42	$ 62.19	$ 138,492,027.92	

PUERTO RICO ELECTRIC POWER AUTHORITY
FUEL OIL CONSUMPTION REPORT
FOR THE MONTH
OCTOBER 2020

SAN JUAN STEAM PLANT	FUEL NO 6		PROPANE		LIGHT DESTILLATE		TOTAL	
	BBLS	$	BBLS	$	BBLS	$	BBLS	$
BEG BAL	85,396.18	4,499,190.47	50.12	1,833.05	-	-	85,446.30	4,501,023.51
ADJUSTMENT	-	-	-	-	-	-	-	-
RECEIPTS	116,582.09	6,189,937.29	-	-			116,582.09	6,189,937.29
INTEREST							-	-
MISC. SERV.& INSP FEES		663,023.20					-	663,023.20
EXCISE TAXES		8,017.20		-			-	8,017.20
TRANSFER IN	-	-	-	-	-	-	-	-
SUBTOTAL	201,978.27	11,360,168.15	50.12	1,833.05	-	-	202,028.39	11,362,001.20
TRANSFERS OUT	-	-	-	-			-	-
CONSUMPTION	98,065.66	5,515,654.67	6.31	230.79		-	98,071.97	5,515,885.46
CAPITAL EXPENDITURE							-	-
ADJUSTMENT	-	-	-	-			-	-
ENDING BALANCE	103,912.61	5,844,513.48	43.81	1,602.26	-	-	103,956.42	5,846,115.74
							267,081.09	23,399,243.14
PRICE PER BARREL		56.24		36.57		-		
BEG. PRICE PER BARREL		52.69		36.57		-		
ENDING PRICE PER BARREL		56.24		36.57		-		
PRICE PER BARREL CONSUMED		56.24		36.58		-		

PALO SECO STEAM PLANT	FUEL NO 6		PROPANE		LIGHT DESTILLATE		TOTAL		
	BBLS	$	BBLS	$	BBLS	$	BBLS	$	
BEG BAL	249,095.25	13,135,775.79	71.67	2,653.45	-	-	249,166.92	13,138,429.24	
ADJUSTMENT	-	-	-	-	-	-	-	-	
RECEIPTS	131,261.52	6,986,341.90	46.30	1,810.82			131,307.82	6,988,152.72	
INTEREST							-	-	
MISC. SERV.& INSP FEES		638,753.73					-	638,753.73	
EXCISE TAXES		5,999.84		-			-	5,999.84	
TRANSFER IN	-	-	-	-	50.97	3,026.86	50.97	3,026.86	
SUBTOTAL	380,356.77	20,766,871.26	117.97	4,464.27	50.97	3,026.86	380,525.71	20,774,362.39	
TRANSFERS OUT	-	-	-	-			-	-	
CONSUMPTION	143,580.86	7,839,285.30	19.27	729.24	50.97	3,026.86	143,651.10	7,843,041.40	N0.6 & propano
							-	-	7,840,014.54
ADJUSTMENT	-	-	-	-	-	-	-	-	
ENDING BALANCE	236,775.91	12,927,585.96	98.70	3,735.03	-	-	236,874.61	12,931,320.99	
PRICE PER BARREL		54.60		37.84		59.39			
ENDING PRICE PER BARREL		54.60		37.84		-			
PRICE PER BARREL CONSUMED		54.60		37.84		59.39			
		52.73							

PUERTO RICO ELECTRIC POWER AUTHORITY
FUEL OIL CONSUMPTION REPORT
FOR THE MONTH
OCTOBER 2020

SOUTH COAST STEAM PLANT	FUEL NO 6		PROPANE		LIGHT DESTILLATE		TOTAL	
	BBLS	$	BBLS	$	BBLS	$	BBLS	$
BEG BAL	578,427.85	40,842,377.27	53.10	1,906.82	-	-	578,480.95	40,844,284.09
ADJUSTMENT	-	-	-	-	-	-	-	-
RECEIPTS	-	-	-	-			-	-
INTEREST							-	-
MISC. SERV.& INSP FEES		390,000.02					-	390,000.02
EXCISE TAXES		-		-			-	-
TRANSFER IN	-	-	-	-	-	-	-	-
SUBTOTAL	578,427.85	41,232,377.29	53.10	1,906.82	-	-	578,480.95	41,234,284.11
TRANSFERS OUT	-	-	-	-			-	-
CONSUMPTION	-	-	-	-	-	-	-	-
							-	-
ADJUSTMENT	-	-	-	-	-	-	-	-
ENDING BALANCE	578,427.85	41,232,377.29	53.10	1,906.82	-	-	578,480.95	41,234,284.11
PRICE PER BARREL		71.28		35.91		-		
BEG. PRICE PER BARREL		70.61		35.91		-		
ENDING PRICE PER BARREL		71.28		35.91		-		
PRICE PER BARREL CONSUMED		-				-		

AGUIRRE STEAM PLANT	FUEL NO 6		PROPANE		LIGHT DESTILLATE		CHES&CO ADDITIVES		TOTAL	
	BBLS	$	BBLS	$	BBLS	$	BBLS	$	BBLS	$
BEG BAL	467,673.78	26,626,315.21	48.57	1,780.65	273,784.84	16,363,894.89			741,507.19	42,991,990.75
ADJUSTMENT	-	-	-	-	-	-			-	-
RECEIPTS	534,074.86	29,227,224.35	23.52	895.33	175,309.86	9,961,353.04			709,408.24	39,189,472.72
INTEREST									-	-
MISC. SERV.& INSP FEES		726,206.34				-			-	726,206.34
EXCISE TAXES		117,378.29		-		344,327.34			-	461,705.63
TRANSFER IN	-	-	-	-	-	-			-	-
SUBTOTAL	1,001,748.64	56,697,124.19	72.09	2,675.98	449,094.70	26,669,575.27	-	-	1,450,915.43	83,369,375.44
TRANSFERS OUT	-	-	-	-	268,936.69	15,970,857.14			268,936.69	15,970,857.14
CONSUMPTION	461,800.65	26,137,064.49	15.19	563.87	230.24	13,672.85			462,046.08	26,151,301.21
									-	-
ADJUSTMENT	-	-	-	-	-	-			-	-
ENDING BALANCE	539,947.99	30,560,059.70	56.90	2,112.11	179,927.77	10,685,045.28	-	-	719,932.66	41,247,217.09
PRICE PER BARREL	26,137,064.49	56.60		24.74		59.39		-		
BEG. PRICE PER BARREL		56.93		24.74		59.77		-		49.91
PRICE PER BARREL CONSUMED		56.60		37.12		59.39		-		

PUERTO RICO ELECTRIC POWER AUTHORITY
FUEL OIL CONSUMPTION REPORT
FOR THE MONTH
OCTOBER 2020

GAS PLANTS	MAYAGUEZ SPECIAL CYCLE		SOUCO TURB-LIGHT DEST		PALO SECO TURB-LIGHT DEST		AGUIRRE POWER BLOCK-LIGHT DEST		YABUCOA POWER BLOCK-LIGHT		SUBTOTAL	
	BBLS	$	BBLS	$	BBLS	$	BBLS	$	BBLS	$	BBLS	$
BEG BAL	84,013.77	4,671,588.21	3,675.58	300,463.96	37,785.10	2,264,184.54	10,750.22	589,463.09	13,430.70	829,792.73	149,655.37	8,655,492.53
ADJUSTMENT	-	-	-	-	-	-	-	-	-	-	-	-
RECEIPTS	-	-	-	-	42,033.76	2,355,760.85	-	-	6,361.45	361,247.67	48,395.21	2,717,008.52
INTEREST											-	-
MISC. SERV.& INSP FEES		3,947.05		-		10,177.00		-		-	-	14,124.05
EXCISE TAXES		-		-		82,395.52		-		12,493.44	-	94,888.96
TRANSFER IN	-	-	-	-	-	-	-	-	-	-	-	-
SUBTOTAL	84,013.77	4,675,535.26	3,675.58	300,463.96	79,818.86	4,712,517.91	10,750.22	589,463.09	19,792.15	1,203,533.84	198,050.58	11,481,514.06
TRANSFERS-OUT	-	-	-	-	50.97	3,009.28	-	-	-	-	50.97	3,009.28
CONSUMPTION	42,007.42	2,337,797.40	44.90	3,670.40	40,337.66	2,381,541.72	-	-	6,236.07	379,206.97	88,626.05	5,102,216.49
CAPITAL EXPENDITURE											-	-
ADJUSTMENT	-	-	-	-	-	-	-	-	-	-	-	-
ENDING BALANCE	42,006.35	2,337,737.86	3,630.68	296,793.56	39,430.23	2,327,966.91	10,750.22	589,463.09	13,556.08	824,326.87	109,373.56	6,376,288.29
PRICE PER BARREL		55.65		81.75		59.04		54.83		60.81		
BEG. PRICE PER BARREL		55.61		81.75		59.92		54.83		61.78		
ENDING PRICE PER BARREL		55.65		81.75		59.04		54.83		60.81		
PRICE PER BARREL CONSUMED		55.65		81.75		59.04		-		60.81		
						59.04						

GAS PLANTS	VEGA BAJA-LIGHT DEST		JOBOS TURB- LIGHT DEST		DAGUAO TURB-LIGHT DEST		VIEQUES		CULEBRA		TOTAL TURBINES	
	BBLS	$	BBLS	$	BBLS	$	BBLS	$	BBLS	$	BBLS	$
BEG BAL	5,488.28	316,213.27	8,955.47	517,615.85	9,070.13	531,303.35	2,168.59	188,453.90	452.36	41,534.03	175,790.20	10,250,612.93
ADJUSTMENTS	-	-	-	-	-	-	-	-	-	-	-	-
RECEIPTS	8,016.89	453,372.20	14,603.54	833,349.15	10,839.24	612,462.70	-	-	-	-	81,854.88	4,616,192.57
INTEREST											-	-
MISC. SERV.& INSP FEES		-		-		-		-		-	-	14,124.05
EXCISE TAXES		15,735.23		28,700.72		21,272.26		-		-	-	160,597.17
TRANSFER IN	-	-	-	-	-	-	-	-	-	-	-	-
SUBTOTAL	13,505.17	785,320.70	23,559.01	1,379,665.72	19,909.37	1,165,038.31	2,168.59	188,453.90	452.36	41,534.03	257,645.08	15,041,526.72
TRANSFER-OUT	-	-	-	-	-	-	-	-	-	-	50.97	3,009.28
CONSUMPTION	8,203.52	477,031.69	16,911.86	990,394.48	10,950.79	640,808.32	-	-	-	-	124,692.22	7,210,450.98
											-	-
ADJUSTMENTS	-	-	-	-	-	-	-	-	-	-	-	-
ENDING BALANCE	5,301.65	308,289.01	6,647.15	389,271.24	8,958.58	524,229.99	2,168.59	188,453.90	452.36	41,534.03	132,901.89	7,828,066.46
PRICE PER BARREL		58.15		58.56		58.52		86.90		91.82		
ENDING PRICE PER BARREL		58.15		58.56		58.52		86.90		91.82		
PRICE PER BARREL CONSUMED		58.15		58.56		58.52		-		-		

PUERTO RICO ELECTRIC POWER AUTHORITY
FUEL OIL CONSUMPTION REPORT
FOR THE MONTH
OCTOBER 2020

AGUIRRE COMBINED CYCLE	LIGHT DESTILLATE		ADDITIVE		TOTAL		CORCO - NO. 6		CORCO - NO. 2		TOTAL	
	BBLS	$	BBLS	$	BBLS	$	BBLS	$	BBLS	$	BBLS	$
BEG BAL	28,379.86	1,702,740.77	-	-	28,379.86	1,702,740.77	239,783.34	16,619,783.94	1,232.28	142,642.71	241,015.62	16,762,426.65
ADJUSTMENT	-	-			-	-	-	-	-	-	-	-
RECEIPTS	-	-			-	-	-	-	-	-	-	-
INTEREST					-	-					-	-
MISC. SERV.& INSP FEES		-			-	-		-		-	-	-
EXCISE TAXES		-			-	-		-		-	-	-
TRANSFER IN	268,936.69	15,970,857.14	-	-	268,936.69	15,970,857.14	-	-	-	-	-	-
SUBTOTAL	297,316.55	17,673,597.91	-	-	297,316.55	17,673,597.91	239,783.34	16,619,783.94	1,232.28	142,642.71	241,015.62	16,762,426.65
TRANSFERS-OUT	-	-			-	-	-	-	-	-	-	-
CONSUMPTION	275,754.93	16,391,895.29		-	275,754.93	16,391,895.29	-	-	-	-	-	-
					-	-					-	-
ADJUSTMENT	-	-			-	-	-	-	-	-	-	-
ENDING BALANCE	21,561.62	1,281,702.62	-	-	21,561.62	1,281,702.62	239,783.34	16,619,783.94	1,232.28	142,642.71	241,015.62	16,762,426.65
PRICE PER BARREL		59.44		-				69.31		115.76		
BEG. PRICE PER BARREL	15,970,857.14	60.00		-				69.31		115.76		
ENDING PRICE PER BARREL	59.39	59.44		-				69.31		115.76		
PRICE PER BARREL CONSUMED	15,970,857.14	59.44						-		-		
	59.39	59.39										

CAMBALACHE GAS TURBINES	LIGHT DESTILLATE		PROPANE		TOTAL	
	BBLS	$	BBLS	$	BBLS	$
BEG BAL	110,200.72	6,451,367.04	-	-	110,200.72	6,451,367.04
ADJUSTMENT	-	-			-	-
RECEIPTS	58,517.66	3,281,467.18			58,517.66	3,281,467.18
INTEREST					-	-
MISC. SERV.& INSP FEES		6,026.60				6,026.60
EXCISE TAXES		114,717.01			-	114,717.01
TRANSFER IN	-	-			-	-
SUBTOTAL	168,718.38	9,853,577.83	-	-	168,718.38	9,853,577.83
TRANSFERS-OUT	-	-			-	-
CONSUMPTION	39,309.57	2,295,777.78		-	39,309.57	2,295,777.78
ADJUSTMENT	-	-			-	-
ENDING BALANCE	129,408.81	7,557,800.05	-	-	129,408.81	7,557,800.05
PRICE PER BARREL		58.40		-		
BEG. PRICE PER BARREL		58.54		-		
PRICE PER BARREL CONSUMED		58.40				

PUERTO RICO ELECTRIC POWER AUTHORITY
FUEL OIL CONSUMPTION REPORT
FOR THE MONTH
OCTOBER 2020

SAN JUAN COMBINED CYCLE	LIGHT DESTILLATE		PROPANE		TOTAL						TOTAL	
	BBLS	$	BBLS	$	BBLS	$	BBLS	$	BBLS	$	BBLS	$
BEG BAL	60,423.79	3,716,960.16	-	-	60,423.79	3,716,960.16					-	-
ADJUSTMENT	-	-			-	-					-	-
RECEIPTS	24,972.12	1,415,669.48	-	-	24,972.12	1,415,669.48					-	-
INTEREST				-	-	-					-	-
MISC. SERV.& INSP FEES		-				-					-	-
EXCISE TAXES		49,031.40		-	-	49,031.40					-	-
TRANSFER IN	-	-	-	-	-	-					-	-
SUBTOTAL	85,395.91	5,181,661.04	-	-	85,395.91	5,181,661.04					-	-
TRANSFERS-OUT	-	-	-	-	-	-					-	-
CONSUMPTION	22,719.06	1,378,549.25	-	-	22,719.06	1,378,549.25					-	-
CAPITAL EXPENDITURE					-	-					-	-
ADJUSTMENT	-	-			-	-					-	-
ENDING BALANCE	62,676.85	3,803,111.79	-	-	62,676.85	3,803,111.79	-	-	-	-	-	-
PRICE PER BARREL		60.68		-				-		-		
BEG. PRICE PER BARREL	56.69	61.51		-				-		-		
ENDING PRICE PER BARREL	56.69	60.68		-				-		-		
PRICE PER BARREL CONSUMED		59.27				87.00		-		-		
RECEIPTS		56.69				46.00						
						-41.00						

NATURAL GAS	SOUTH COAST NG		SAN JUAN CC NG									
	BBLS	$	BBLS	$	BBLS	$	BBLS	$	BBLS	$	BBLS	$
BEG BAL	-	-	-	-							-	-
ADJUSTMENT	-	-	-	-							-	-
RECEIPTS	216,666.98	9,771,093.82	317,223.69	20,084,596.09							533,890.67	29,855,689.91
RECEIPTS for Ecoeléctrica	233,939.52	12,109,191.67									233,939.52	12,109,191.67
INTEREST											-	-
MISC. SERV.& INSP FEES											-	-
EXCISE TAXES		-		-							-	-
TRANSFER IN	-	-	-	-							-	-
SUBTOTAL	450,606.50	21,880,285.49	317,223.69	20,084,596.09	-	-	-	-	-	-	767,830.19	41,964,881.58
TRANSFERS-OUT	233,939.52	12,109,191.67	-	-							233,939.52	12,109,191.67
CONSUMPTION	216,666.98	9,771,093.82	317,223.69	20,084,596.09							533,890.67	29,855,689.91
											-	-
ADJUSTMENT	-	-	-	-							-	-
ENDING BALANCE	-	-	-	-	-	-	-	-	-	-	-	-
PRICE PER BARREL		48.56		63.31		-		-		-		
BEG. PRICE PER BARREL		-		-		-		-		-		
PRICE PER BARREL CONSUMED		45.10										

FUEL OIL CONSUMPTION REPORT
SUMMARY BY PLANT - CONSUMPTION
OCTOBER 31, 2020

PLANT	KIND OF FUEL	BARRELS	TOTAL	AMOUNT	TOTAL	GENERATION	EFFICIENCY
STEAM							
SAN JUAN	NO. 6	98,065.66		$ 5,515,654.67			
	PROPANE	6.31		230.79			
	LIGHT DESTILLATE	-	98,071.97	-	$ 5,515,885.46	55,562,000	566.54
SOUTH COAST	NO. 6	-		-			
	PROPANE	-		-			
	LIGHT DESTILLATE	-	-	-	-	190,960,000	-
PALO SECO	NO. 6	########		7,839,285.30			
	PROPANE	19.27		729.24			
	LIGHT DESTILLATE	50.97	143,651.10	3,026.86	7,843,041.40	87,511,000	609.19
AGUIRRE	NO. 6	########		26,137,064.49			
	PROPANE	15.19		563.87			
	LIGHT DESTILLATE	230.24		13,672.85			
	ADDITIVE		462,046.08		26,151,301.21	262,665,000	568.48
	TOTAL STEAM PLANTS		703,769.15		$ 39,510,228.07		
GAS							
MAYAGUEZ	LIGHT DESTILLATE		42,007.42	$ 2,337,797.40	$ 2,337,797.40	24,113,000	574.02
SOUTH COAST TURB	LIGHT DESTILLATE		44.90	3,670.40	3,670.40	-	-
PALO SECO TURB	LIGHT DESTILLATE		40,337.66	2,381,541.72	2,381,541.72	15,304,310	379.41
AGUIRRE POWER BLOCK	LIGHT DESTILLATE		-	-	-	-	-
YABUCOA	LIGHT DESTILLATE		6,236.07	379,206.97	379,206.97	2,511,000	402.66
DAGUAO TURB	LIGHT DESTILLATE		10,950.79	640,808.32	640,808.32	4,182,000	381.89
VEGA BAJA	LIGHT DESTILLATE		8,203.52	477,031.69	477,031.69	3,019,000	368.01
JOBOS (GUAYAMA) TURB	LIGHT DESTILLATE		16,911.86	990,394.48	990,394.48	6,496,000	384.11
VIEQUES	LIGHT DESTILLATE		-	-	-	-	-
CULEBRA	LIGHT DESTILLATE		-	-	-	-	-
AGUIRRE COMBINED	LIGHT DESTILLATE		275,754.93	16,391,895.29	16,391,895.29	108,199,000	392.37
CAMBALACHE GAS TURBINES	LIGHT DESTILLATE		39,309.57	2,295,777.78	2,295,777.78	18,715,000	476.09
SAN JUAN COMBINED CYCLE	LIGHT DESTILLATE		22,719.06	1,378,549.25	1,378,549.25	240,844,000	
	TOTAL GAS PLANTS		462,475.78		$ 27,276,673.30		
NATURAL GAS							

FUEL OIL CONSUMPTION REPORT
SUMMARY BY PLANT - CONSUMPTION
OCTOBER 31, 2020

SOUTH COAST NG	NATURAL GAS	216,666.98	9,771,093.82
SAN JUAN NG	NATURAL GAS	317,223.69	20,084,596.09
Ecoelectrica	Natural Gas	233,939.52	12,109,191.67
		767,830.19	$ 41,964,881.58
	TOTAL ALL PLANTS	#########	$ 108,751,782.95

TRANSFERS - BY PLANT
October 31, 2020

KIND OF FUEL	PLANT	TRANSFERS OUT BARRELS	TRANSFERS OUT AMOUNT	TRANSFERS IN BARRELS	TRANSFERS IN AMOUNT
STEAM					
NO. 6	SAN JUAN	-	$ -	-	$ -
PROPANE		-	-	-	-
LIGHT DESTILLATE		-	-	-	-
NO. 6	SOUTH COAST	-	-	-	-
PROPANE		-	-	-	-
LIGHT DESTILLATE		-	-	-	-
NO. 6	PALO SECO	-	-	-	-
PROPANE		-	-	-	-
LIGHT DESTILLATE		-	-	50.97	3,058.15
NO. 6	AGUIRRE	-	-	-	-
PROPANE		-	-	-	-
LIGHT DESTILLATE		268,936.69	15,970,857.14	-	-
ADDITIVE					
TOTAL STEAM PLANTS		268,936.69	$15,970,857.14	50.97	$ 3,058.15
GAS					
LIGHT DESTILLATE	MAYAGUEZ	-	$ -	-	$ -
LIGHT DESTILLATE	SOUTH COAST TURB	-	-	-	-
LIGHT DESTILLATE	PALO SECO TURB	50.97	3,009.28	-	-
LIGHT DESTILLATE	AGUIRRE POWER BLOCK	-	-	-	-
LIGHT DESTILLATE	YABUCOA	-	-	-	-
LIGHT DESTILLATE	DAGUAO TURB	-	-	-	-
LIGHT DESTILLATE	VEGA BAJA	-	-	-	-
LIGHT DESTILLATE	JOBOS (GUAYAMA) TURB	-	-	-	-
DIESEL	VIEQUES	-	-	-	-
DIESEL	CULEBRA	-	-	-	-
LIGHT DESTILLATE	AGUIRRE COMBINED	-	-	268,936.69	15,457,701.02
ADDITIVE	AGUIRRE COMBINED				
LIGHT DESTILLATE	CAMBALACHE GAS TURBINES	-	-	-	-
ADDITIVE	CAMBALACHE GAS TURBINES				
LIGHT DESTILLATE	SAN JUAN COMBINED CYCLE	-	-	-	-
TOTAL GAS PLANTS		50.97	$ 3,009.28	268,936.69	$ 15,457,701.02
OTHER					
NO. 6	CORCO	-	$ -	-	$ -
LIGHT DESTILLATE	CORCO	-	-	-	-
TOTAL ALL PLANTS		268,987.66	$15,973,866.42	268,987.66	$ 15,460,759.17

	SAN JUAN		COSTA SUR		PALO SECO		AGUIRRE	
	BARRILES	$	BARRILES	$	BARRILES	$	BARRILES	$
BEGINNING BALANCE								
NO. 2							179,927.77	11,202,864.15
NO. 6	103,912.61	5,855,797.16	577,768.46	42,178,858.98	236,775.91	12,927,586.05	539,947.99	30,560,059.70
GAS PROPANO	43.81	1,382.18	53.10	1,906.82	98.71	3,829.17	56.89	3,005.95
ADITIVOS								
COMPRADO GAS NATURAL								
TOTAL RECIBIDO	103,956.42	$ 5,857,179.34	577,821.56	$ 42,180,765.80	236,874.62	$ 12,931,415.22	719,932.65	$ 41,765,929.80
RECIBIDO								
COMPRADO NO. 2							232,365.07	14,278,214.14
COMPRADO NO. 6	89,751.31	5,155,205.42			158,053.79	8,937,549.13	400,670.61	22,768,541.97
GAS PROPANO	52.77	2,122.02			41.08	1,669.21	36.10	1,425.87
Ecoeléctrica Delivery Point			384,416.72	20,613,701.01				
COMPRADO GAS NATURAL			340,162.06	19,813,086.35				
TOTAL RECIBIDO	89,804.08	$ 5,157,327.44	724,578.78	$ 40,426,787.36	158,094.87	$ 8,939,218.34	633,071.78	$ 37,048,181.98

PUERTO RICO ELECTRIC POWER AUTHORITY
FUEL OIL CONSUMPTION REPORT
FOR THE MONTH
NOVEMBER 2020

	BARRELS	COST PER BARREL	AMOUNT
BEGINNING BALANCE	2,226,809.43		$ 138,492,045.65
ADJUSTMENTS	- *		$ -
INTEREST			
FUEL HEDGE			
MISC. SERVICES & INSPECTION FEES			$ 2,333,635.79
EXCISE TAXES			$ 901,659.53
RECEIPTS			
STEAM & GAS	1,048,333.52	$ 58.54	$ 61,367,095.17
NATURAL GAS	529,134.56	$ 62.19	$ 32,905,728.47
TOTAL RECEIPTS	1,577,468.08	$ 59.76	$ 94,272,823.64
SUBTOTAL	3,804,277.51	$ 62.04	$ 236,000,164.61
CONSUMPTION			
STEAM & GAS	996,705.85		$ 58,571,088.49
NATURAL GAS	529,134.56		$ 32,905,728.47
ADJ. TO CONSUMPTION	-		$ -
TOTAL RECEIPTS	1,525,840.41	$ 59.95	$ 91,476,816.96
ENDING BALANCE	2,278,437.10	$ 63.43	$ 144,523,347.65

PUERTO RICO ELECTRIC POWER AUTHORITY
FUEL OIL CONSUMPTION REPORT
FOR THE MONTH
NOVEMBER 2020

SAN JUAN STEAM PLANT	FUEL NO 6		PROPANE		LIGHT DESTILLATE		TOTAL	
	BBLS	$	BBLS	$	BBLS	$	BBLS	$
BEG BAL	103,912.61	5,844,513.48	43.81	1,602.26			103,956.42	5,846,115.74
ADJUSTMENT	-	-	-	-	-	-	-	-
RECEIPTS	89,751.31	5,155,205.42	52.77	2,122.02			89,804.08	5,157,327.44
INTEREST							-	-
MISC. SERV.& INSP FEES		641,928.35					-	641,928.35
EXCISE TAXES		8,442.02		-			-	8,442.02
TRANSFER IN	-	-	-	-	-	-	-	-
SUBTOTAL	193,663.92	11,650,089.28	96.57	3,724.28	-	-	193,760.49	11,653,813.56
TRANSFERS OUT	-	-	-	-			-	-
CONSUMPTION	90,234.47	5,428,164.58	7.53	290.39			90,242.00	5,428,454.97
CAPITAL EXPENDITURE							-	-
ADJUSTMENT	-	-	-	-			-	-
ENDING BALANCE	103,429.45	6,221,924.70	89.04	3,433.89	-	-	103,518.49	6,225,358.59
							267,081.09	23,399,243.14
PRICE PER BARREL		60.16		38.56		-		
BEG. PRICE PER BARREL		56.24		36.57		-		
ENDING PRICE PER BARREL		60.16		38.56		-		
PRICE PER BARREL CONSUMED		60.16				-		

PALO SECO STEAM PLANT	FUEL NO 6		PROPANE		LIGHT DESTILLATE		TOTAL		
	BBLS	$	BBLS	$	BBLS	$	BBLS	$	
BEG BAL	236,775.91	12,927,585.96	98.71	3,735.18	-	-	236,874.62	12,931,321.14	
ADJUSTMENT	-	-	-	-	-	-	-	-	
RECEIPTS	158,053.79	8,937,549.13	41.08	1,669.21			158,094.87	8,939,218.34	
INTEREST							-	-	
MISC. SERV.& INSP FEES		619,778.11					-	619,778.11	
EXCISE TAXES		7,731.97		-			-	7,731.97	
TRANSFER IN	-	-	-	-	59.25	3,654.54	59.25	3,654.54	
SUBTOTAL	394,829.70	22,492,645.17	139.78	5,404.39	59.25	3,654.54	395,028.73	22,501,704.10	
TRANSFERS OUT	-	-	-	-			-	-	
CONSUMPTION	72,308.30	4,119,256.82	32.27	1,247.64	59.25	3,654.54	72,399.82	4,124,159.00	N0.6 & propano
							-	-	4,120,504.46
ADJUSTMENT	-	-	-	-	-	-	-	-	
ENDING BALANCE	322,521.40	18,373,388.35	107.51	4,156.75	-	-	322,628.91	18,377,545.10	
PRICE PER BARREL		56.97		38.66		60.38	61.68		
ENDING PRICE PER BARREL		56.97		38.66		-			
PRICE PER BARREL CONSUMED		56.97				60.38			

PUERTO RICO ELECTRIC POWER AUTHORITY
FUEL OIL CONSUMPTION REPORT
FOR THE MONTH
NOVEMBER 2020

SOUTH COAST STEAM PLANT	FUEL NO 6		PROPANE		LIGHT DESTILLATE		TOTAL	
	BBLS	$	BBLS	$	BBLS	$	BBLS	$
BEG BAL	578,427.85	41,232,377.29	53.10	1,906.82			578,480.95	41,234,284.11
ADJUSTMENT	-	-	-	-	-	-	-	-
RECEIPTS	-	-	-	-			-	-
INTEREST							-	-
MISC. SERV.& INSP FEES		377,176.04					-	377,176.04
EXCISE TAXES		-		-			-	-
TRANSFER IN	-	-	-	-	-	-	-	-
SUBTOTAL	578,427.85	41,609,553.33	53.10	1,906.82	-	-	578,480.95	41,611,460.15
TRANSFERS OUT	-	-	-	-			-	-
CONSUMPTION	-	-	-	-	-	-	-	-
							-	-
ADJUSTMENT	-	-	-	-	-	-	-	-
ENDING BALANCE	578,427.85	41,609,553.33	53.10	1,906.82	-	-	578,480.95	41,611,460.15
PRICE PER BARREL		71.94		35.91		-		
BEG. PRICE PER BARREL		71.28		35.91		-		
ENDING PRICE PER BARREL		71.94		35.91		-		
PRICE PER BARREL CONSUMED		-				-		
							47,389.55	4,599,187.86

AGUIRRE STEAM PLANT	FUEL NO 6		PROPANE		LIGHT DESTILLATE		CHES&CO ADDITIVES		TOTAL	
	BBLS	$	BBLS	$	BBLS	$	BBLS	$	BBLS	$
BEG BAL	539,947.99	30,560,059.70	56.90	2,112.11	179,927.77	10,685,045.28			719,932.66	41,247,217.09
ADJUSTMENT	-	-	-	-	-	-			-	-
RECEIPTS	400,670.61	22,768,541.97	36.10	1,425.87	232,365.07	14,278,214.14			633,071.78	37,048,181.98
INTEREST									-	-
MISC. SERV.& INSP FEES		674,091.59				4,806.35			-	678,897.94
EXCISE TAXES		91,439.83		-		461,764.38			-	553,204.21
TRANSFER IN	-	-	-	-	-	-			-	-
SUBTOTAL	940,618.60	54,094,133.09	92.99	3,537.98	412,292.84	25,429,830.15	-	-	1,353,004.43	79,527,501.22
TRANSFERS OUT	-	-	-	-	174,645.40	10,772,128.27			174,645.40	10,772,128.27
CONSUMPTION	544,263.60	31,300,112.09	36.69	1,395.90	483.78	29,839.09			544,784.07	31,331,347.08
									-	-
ADJUSTMENT	-	-	-	-	-	-			-	-
ENDING BALANCE	396,355.00	22,794,021.00	56.30	2,142.08	237,163.66	14,627,862.79	-	-	633,574.96	37,424,025.87
PRICE PER BARREL		57.51		32.52		61.68		-		
BEG. PRICE PER BARREL		56.60		32.52		59.39		-		49.91
ENDING PRICE PER BARREL		57.51		38.05		61.68		-		
PRICE PER BARREL CONSUMED		57.51		38.05		61.68		-		
TRANSFERS OUT						61.68				

PUERTO RICO ELECTRIC POWER AUTHORITY
FUEL OIL CONSUMPTION REPORT
FOR THE MONTH
NOVEMBER 2020

GAS PLANTS	MAYAGUEZ SPECIAL CYCLE		SOUCO TURB-LIGHT DEST		PALO SECO TURB-LIGHT DEST		AGUIRRE POWER BLOCK-LIGHT DEST		YABUCOA POWER BLOCK-LIGHT		SUBTOTAL	
	BBLS	$	BBLS	$	BBLS	$	BBLS	$	BBLS	$	BBLS	$
BEG BAL	42,006.35	2,337,737.86	3,630.68	296,793.56	39,430.23	2,327,966.91	10,750.22	589,463.09	13,556.08	824,326.87	109,373.56	6,376,288.29
ADJUSTMENT	-	-	-	-	-	-	-	-	-	-	-	-
RECEIPTS	58,391.37	3,561,262.77	-	-	10,078.71	630,493.86	-	-	1,653.24	98,212.24	70,123.32	4,289,968.87
INTEREST											-	-
MISC. SERV.& INSP FEES		-		-		11,009.55		-		-	-	11,009.55
EXCISE TAXES		115,903.81		-		20,084.70		-		3,268.50	-	139,257.01
TRANSFER IN	-	-	-	-	-	-	-	-	-	-	-	-
SUBTOTAL	100,397.72	6,014,904.44	3,630.68	296,793.56	49,508.94	2,989,555.02	10,750.22	589,463.09	15,209.32	925,807.61	179,496.88	10,816,523.72
TRANSFERS-OUT	-	-	-	-	59.25	3,577.76	-	-	-	-	59.25	3,577.76
CONSUMPTION	10,089.21	604,452.31	-	-	18,182.12	1,097,911.77	-	-	1,536.69	93,539.97	29,808.02	1,795,904.05
CAPITAL EXPENDITURE											-	-
ADJUSTMENT	-	-	-	-	-	-	-	-	-	-	-	-
ENDING BALANCE	90,308.51	5,410,452.13	3,630.68	296,793.56	31,267.57	1,888,065.49	10,750.22	589,463.09	13,672.63	832,267.64	149,629.61	9,017,041.91
PRICE PER BARREL		59.91		81.75		60.38		54.83	93,539.97	60.87		
BEG. PRICE PER BARREL		55.65		81.75		59.04		54.83	824,345.22	60.81		
ENDING PRICE PER BARREL		59.91		81.75		60.38		54.83		60.87		
PRICE PER BARREL CONSUMED		59.91		-		60.38		-		60.87		
						60.38			60.81			

GAS PLANTS	VEGA BAJA-LIGHT DEST		JOBOS TURB- LIGHT DEST		DAGUAO TURB-LIGHT DEST		VIEQUES		CULEBRA		TOTAL TURBINES	
	BBLS	$	BBLS	$	BBLS	$	BBLS	$	BBLS	$	BBLS	$
BEG BAL	5,301.65	308,289.01	6,647.15	389,271.24	8,958.58	524,229.99	2,168.59	188,453.90	452.36	41,534.03	132,901.89	7,828,066.46
ADJUSTMENTS	-	-	-	-	-	-	-	-	-	-	-	-
RECEIPTS	2,834.19	177,435.37	3,534.29	204,428.34	6,845.06	422,686.46	-	-	-	-	83,336.86	5,094,519.04
INTEREST											-	-
MISC. SERV.& INSP FEES		-		-		-		-		-	-	11,009.55
EXCISE TAXES		5,648.63		6,959.75		13,613.12		-		-	-	165,478.51
TRANSFER IN	-	-	-	-	-	-	-	-	-	-	-	-
SUBTOTAL	8,135.84	491,373.01	10,181.44	600,659.33	15,803.64	960,529.57	2,168.59	188,453.90	452.36	41,534.03	216,238.75	13,099,073.56
TRANSFER-OUT	-	-	-	-	-	-	-	-	-	-	59.25	3,577.76
CONSUMPTION	2,664.17	160,905.48	2,004.05	118,229.97	6,896.28	419,149.06	-	-	-	-	41,372.52	2,494,188.56
											-	-
ADJUSTMENTS	-	-	-	-	-	-	-	-	-	-	-	-
ENDING BALANCE	5,471.67	330,467.53	8,177.39	482,429.36	8,907.36	541,380.51	2,168.59	188,453.90	452.36	41,534.03	174,806.98	10,601,307.24
PRICE PER BARREL		60.40		59.00		60.78		86.90		91.82		
ENDING PRICE PER BARREL		60.40		59.00		60.78		86.90		91.82		
PRICE PER BARREL CONSUMED		60.40		58.96		60.78		-		-		

PUERTO RICO ELECTRIC POWER AUTHORITY
FUEL OIL CONSUMPTION REPORT
FOR THE MONTH
NOVEMBER 2020

AGUIRRE COMBINED CYCLE	LIGHT DESTILLATE		ADDITIVE		TOTAL		CORCO - NO. 6		CORCO - NO. 2		TOTAL	
	BBLS	$	BBLS	$	BBLS	$	BBLS	$	BBLS	$	BBLS	$
BEG BAL	21,561.62	1,281,702.62			21,561.62	1,281,702.62	239,783.34	16,619,783.94	1,232.28	142,642.71	241,015.62	16,762,426.65
ADJUSTMENT	-	-			-	-	-	-	-	-	-	-
RECEIPTS	-	-			-	-	-	-	-	-	-	-
INTEREST					-	-					-	-
MISC. SERV.& INSP FEES		-			-	-		-		-	-	-
EXCISE TAXES		-			-	-		-		-	-	-
TRANSFER IN	174,645.40	10,772,128.27	-	-	174,645.40	10,772,128.27	-	-	-	-	-	-
SUBTOTAL	196,207.02	12,053,830.89	-	-	196,207.02	12,053,830.89	239,783.34	16,619,783.94	1,232.28	142,642.71	241,015.62	16,762,426.65
TRANSFERS-OUT	-	-			-	-	-	-	-	-	-	-
CONSUMPTION	166,812.98	10,248,030.12			166,812.98	10,248,030.12	-	-	-	-	-	-
					-	-					-	-
ADJUSTMENT	-	-			-	-	-	-	-	-	-	-
ENDING BALANCE	29,394.04	1,805,800.77	-	-	29,394.04	1,805,800.77	239,783.34	16,619,783.94	1,232.28	142,642.71	241,015.62	16,762,426.65
PRICE PER BARREL	10,247,888.88	61.43		-				69.31		115.76		
BEG. PRICE PER BARREL	58.68	59.44		-				69.31		115.76		
ENDING PRICE PER BARREL	61.43	61.43		-				69.31		115.76		
PRICE PER BARREL CONSUMED	10,771,962.13	61.43						-		-		
TRANSFER IN	61.68	58.68										

CAMBALACHE GAS TURBINES	LIGHT DESTILLATE		PROPANE		TOTAL	
	BBLS	$	BBLS	$	BBLS	$
BEG BAL	129,408.81	7,557,800.05	-	-	129,408.81	7,557,800.05
ADJUSTMENT	-	-			-	-
RECEIPTS	29,204.10	1,792,243.94			29,204.10	1,792,243.94
INTEREST					-	-
MISC. SERV.& INSP FEES		3,850.80				3,850.80
EXCISE TAXES		58,024.11			-	58,024.11
TRANSFER IN	-	-			-	-
SUBTOTAL	158,612.91	9,411,918.90	-	-	158,612.91	9,411,918.90
TRANSFERS-OUT	-	-			-	-
CONSUMPTION	24,587.19	1,458,977.32			24,587.19	1,458,977.32
ADJUSTMENT	-	-			-	-
ENDING BALANCE	134,025.72	7,952,941.58	-	-	134,025.72	7,952,941.58
PRICE PER BARREL		59.34		-		
BEG. PRICE PER BARREL		58.40		-		
ENDING PRICE PER BARREL		59.34		-		
PRICE PER BARREL CONSUMED		59.34				

PUERTO RICO ELECTRIC POWER AUTHORITY
FUEL OIL CONSUMPTION REPORT
FOR THE MONTH
NOVEMBER 2020

SAN JUAN COMBINED CYCLE	LIGHT DESTILLATE		PROPANE		TOTAL						TOTAL	
	BBLS	$	BBLS	$	BBLS	$	BBLS	$	BBLS	$	BBLS	$
BEG BAL	62,676.85	3,803,111.79	-	-	62,676.85	3,803,111.79					-	-
ADJUSTMENT	-	-			-	-					-	-
RECEIPTS	54,821.84	3,335,604.43	-	-	54,821.84	3,335,604.43					-	-
INTEREST				-	-	-					-	-
MISC. SERV.& INSP FEES		995.00				995.00					-	-
EXCISE TAXES		108,778.71		-	-	108,778.71					-	-
TRANSFER IN	-	-	-	-	-	-					-	-
SUBTOTAL	117,498.69	7,248,489.93	-	-	117,498.69	7,248,489.93					-	-
TRANSFERS-OUT	-	-	-	-	-	-					-	-
CONSUMPTION	56,507.27	3,485,931.44	-	-	56,507.27	3,485,931.44					-	-
CAPITAL EXPENDITURE					-	-					-	-
ADJUSTMENT	-	-			-	-					-	-
ENDING BALANCE	60,991.42	3,762,558.49	-	-	60,991.42	3,762,558.49	-	-	-	-	-	-
PRICE PER BARREL		61.69		-				-		-		
BEG. PRICE PER BARREL		60.68		-				-		-		
ENDING PRICE PER BARREL		61.69		-				-		-		
PRICE PER BARREL CONSUMED		61.69						-		-		

NATURAL GAS	SOUTH COAST NG		SAN JUAN CC NG									
	BBLS	$	BBLS	$	BBLS	$	BBLS	$	BBLS	$	BBLS	$
BEG BAL											-	-
ADJUSTMENT	-	-	-	-							-	-
RECEIPTS	340,162.06	19,813,086.35	188,972.50	13,092,642.12							529,134.56	32,905,728.47
RECEIPTS for Ecoeléctrica	384,416.72	20,613,701.01									384,416.72	20,613,701.01
MISC. SERV.& INSP FEES											-	-
EXCISE TAXES		-		-							-	-
TRANSFER IN	-	-	-	-							-	-
SUBTOTAL	724,578.78	40,426,787.36	188,972.50	13,092,642.12	-	-	-	-	-	-	913,551.28	53,519,429.48
TRANSFERS-OUT Ecoelectrica	384,416.72	20,613,701.01	-	-							384,416.72	20,613,701.01
CONSUMPTION	340,162.06	19,813,086.35	188,972.50	13,092,642.12							529,134.56	32,905,728.47
											-	-
ADJUSTMENT	-	-	-	-							-	-
ENDING BALANCE	-	-	-	-	-	-	-	-	-	-	-	-
PRICE PER BARREL		55.79		69.28		-		-		-		
BEG. PRICE PER BARREL		-		-		-		-		-		

FUEL OIL CONSUMPTION REPORT
SUMMARY BY PLANT - CONSUMPTION
NOVEMBER 30, 2020

PLANT	KIND OF FUEL	BARRELS	TOTAL	AMOUNT	TOTAL	GENERATION	REPORTED GENERATION	EFFICIENCY
STEAM								
SAN JUAN	NO. 6	90,234.47		$ 5,428,164.58				
	PROPANE	7.53		290.39				
	LIGHT DESTILLATE	-	90,242.00	-	$ 5,428,454.97	174,264,000		1,931.07
SOUTH COAST	NO. 6	-		-				
	PROPANE	-		-				
	LIGHT DESTILLATE	-	-	-	-	194,620,000		-
PALO SECO	NO. 6	72,308.30		4,119,256.82				
	PROPANE	32.27		1,247.64				
	LIGHT DESTILLATE	59.25	72,399.82	3,654.54	4,124,159.00	43,304,000		598.12
AGUIRRE	NO. 6	########		31,300,112.09				
	PROPANE	36.69		1,395.90				
	LIGHT DESTILLATE	483.78		29,839.09				
	ADDITIVE		544,784.07		31,331,347.08	332,965,000		611.19
	TOTAL STEAM PLANTS		707,425.89		$ 40,883,961.05	**745,153,000**		
GAS								
MAYAGUEZ	LIGHT DESTILLATE		10,089.21	$ 604,452.31	$ 604,452.31	5,638,000		558.81
SOUTH COAST TURB	LIGHT DESTILLATE		-	-	-	-		-
PALO SECO TURB	LIGHT DESTILLATE		18,182.12	1,097,911.77	1,097,911.77	6,775,000		372.62
AGUIRRE POWER BLOCK	LIGHT DESTILLATE		-	-	-	-		-
YABUCOA	LIGHT DESTILLATE		1,536.69	93,539.97	93,539.97	554,000		360.52
DAGUAO TURB	LIGHT DESTILLATE		6,896.28	419,149.06	419,149.06	2,563,000		371.65
VEGA BAJA	LIGHT DESTILLATE		2,664.17	160,905.48	160,905.48	1,115,000		418.52
JOBOS (GUAYAMA) TURB	LIGHT DESTILLATE		2,004.05	118,229.97	118,229.97	775,000		386.72
VIEQUES	LIGHT DESTILLATE		-	-	-	-		-
CULEBRA	LIGHT DESTILLATE		-	-	-	-		-
AGUIRRE COMBINED	LIGHT DESTILLATE		166,812.98	10,248,030.12	10,248,030.12	65,587,000		393.18
CAMBALACHE GAS TURBINES	LIGHT DESTILLATE		24,587.19	1,458,977.32	1,458,977.32	10,799,000		439.21
SAN JUAN COMBINED CYCLE	LIGHT DESTILLATE		56,507.27	3,485,931.44	3,485,931.44	51,289,000		
	TOTAL GAS PLANTS		289,279.96		$ 17,687,127.44	**145,095,000**		

FUEL OIL CONSUMPTION REPORT
SUMMARY BY PLANT - CONSUMPTION
NOVEMBER 30, 2020

NATURAL GAS

SOUTH COAST NG	NATURAL GAS	340,162.06		19,813,086.35
SAN JUAN NG	NATURAL GAS	188,972.50	$	13,092,642.12
Ecoelectrica	Natural Gas	384,416.72	$	20,613,701.00
			$	53,519,429.47
	TOTAL ALL PLANTS	##########	$	112,090,517.96

TRANSFERS - BY PLANT
November 30, 2020

KIND OF FUEL	PLANT	TRANSFERS OUT BARRELS	TRANSFERS OUT AMOUNT	TRANSFERS IN BARRELS	TRANSFERS IN AMOUNT
STEAM					

NO. 6	SAN JUAN	-	$ -	-	$ -
PROPANE		-	-	-	-
LIGHT DESTILLATE		-	-	-	-
NO. 6	SOUTH COAST	-	-	-	-
PROPANE		-	-	-	-
LIGHT DESTILLATE		-	-	-	-
NO. 6	PALO SECO	-	-	-	-
PROPANE		-	-	-	-
LIGHT DESTILLATE		-	-	59.25	3,577.78
NO. 6	AGUIRRE	-	-	-	-
PROPANE		-	-	-	-
LIGHT DESTILLATE		174,645.40	10,772,128.27	-	-
ADDITIVE					
TOTAL STEAM PLANTS		174,645.40	$10,772,128.27	59.25	$ 3,577.78
GAS					

LIGHT DESTILLATE	MAYAGUEZ	-	$ -	-	$ -
LIGHT DESTILLATE	SOUTH COAST TURB	-	-	-	-
LIGHT DESTILLATE	PALO SECO TURB	59.25	3,577.76	-	-
LIGHT DESTILLATE	AGUIRRE POWER BLOCK	-	-	-	-
LIGHT DESTILLATE	YABUCOA	-	-	-	-
LIGHT DESTILLATE	DAGUAO TURB	-	-	-	-
LIGHT DESTILLATE	VEGA BAJA	-	-	-	-
LIGHT DESTILLATE	JOBOS (GUAYAMA) TURB	-	-	-	-
DIESEL	VIEQUES	-	-	-	-
DIESEL	CULEBRA	-	-	-	-
LIGHT DESTILLATE	AGUIRRE COMBINED	-	-	174,645.40	10,306,673.48
ADDITIVE	AGUIRRE COMBINED				
LIGHT DESTILLATE	CAMBALACHE GAS TURBINES	-	-	-	-
ADDITIVE	CAMBALACHE GAS TURBINES				
LIGHT DESTILLATE	SAN JUAN COMBINED CYCLE	-	-	-	-
TOTAL GAS PLANTS		59.25	$ 3,577.76	174,645.40	$ 10,306,673.48
OTHER					

NO. 6	CORCO	-	$ -	-	$ -
LIGHT DESTILLATE	CORCO	-	-	-	-
TOTAL ALL PLANTS		174,704.65	$10,775,706.03	174,704.65	$ 10,310,251.26

NO INFORMATION ON THIS PAGE
PAGE BLANK ON PURPOSE

EcoEléctrica, L.P.
Hoja de Trabajo para Calcular Factura EcoEléctrica
Input Page

Meter Reading Data	**September-20**	
Date of Reading	9/30/2020	Data Input
Date of Last Reading	8/31/2020	Data Input
Billing Period	247	Reference
Days in Billing Period	30	Reference
Capacity Factor	84.3%	Reference
Energy Payment		
NEO (Net Electrical Output - KWH)	307,645,354	Data Input
NEO Flag	OK	Verifica el NEO Input vs NEO calc.
PSK (PREPA Selected KWH)	0	Input to be nominated by PREPA
Spot Fuel Price ($/MMBTU)	11.50	Calculated on SFP as per Supplemental Agreement
Equivalent MMBTU in excess of XDL	239,676	Calculated on SFP
ACF (Average Correction Factor)	1.01874801	Calculated on FCCC-ACF
Sum of Available Capacities (KW)	363,522,000	Calculated on OH&DH&FMH
ADL (Average Dispatch Level - KWH)	348,981,120	As per Supplemental Agreement - 96% of Available Capacity
TDL (Target Dispatch Level - %)	76.0%	Provided by EcoEléctrica Annually.
TDL (Target Dispatch Level - KWH)	276,276,720	Calculated on FACT
MDL (Minimum Dispatch Level - KWH)	196,301,880	Calculated on FACT
XDL (Maximum Dispatch Level - KWH)	276,276,720	Calculated on FACT
Energy Purchase Price (EPP)	$0.03624180	As per Appendix K
Base Energy Payment (BEP)	$10,200,485.06	Calculated on FACT
Excess Energy Payment (EEP)	$2,756,268.29	Calculated on FACT
Energy Payment (EP=BEP+EEP)	$12,956,753.35	Calculated on FACT
Capacity Payment		
Dependable Capacity (DC)	507,000	KW
Equivalent Availability (EA)	95.7%	Calculated on EA (Ref. on FACT) 99.6%
Equivalent Availability Adjustment Factor (EAAF)	101.0%	Calculated on FACT.
Force Majeure Adjustment Factor (FMAF)	1.0000	Calculated on FACT.
Spinning Reserve Performance Factor (SRPF)	1.0	Calculated on FACT
Capacity Purchase Price (CPP)	$38.31340371	Calculated on FACT
CPP adjusted by EAAF, FMAF and **11.1(b)(2)**	$37.34215893	Calculated on FACT
Capacity Payment (CP)	$18,932,474.58	Calculated on FACT
Permanent Financing Adjustment (PFA)	-$5.83	First Amendment - Applicable to Billing Periods 217th to 240th a fixed negative amount in $/kW-Month. Not longer applicable.
Start-up Payment		
Number of Cold Starts	0	Data Input
Number of Warm Starts	0	Data Input
Number of Hot Starts	0	Data Input
Applicable Demand Charge	0	Data Input
Start-up Payment	$0.00	Calculated on FACT
Peaking Rate Energy		
Peaking Energy Price ($/KWH)	$0.1625	Data Input is variance over or under EPP
Applicable KWH	85,699.15	Calculated on FCCC-ACF
Peaking Energy Price Payment	$13,926.11	Calculated on FACT
Lower Energy Price		
Lower Energy Price	$0.00000000	Data Input is variance over or under EPP
Applicable KWH	0.00	Calculated on FCCC-ACF
Lower Energy Price Payment	$0.00	Calculated on FACT
BTU Tracking Account		
Beginning BTABo (MMBTU)	800,000	MMBTU Data Input
Ending BTABe (MMBTU)	560,324	MMBTU Calculated on BTU-TA
Monthly Fuel Credit (MFC)	0.00	KWH Calculated on BTU-TA
Total Charges:	$31,903,154.05	Calculated on FACT
Payment Due Date:	16-Nov-20	

Preparado por y Cotejado:

Roberto Rivera Medina, Ingeniero Gerencial
Planificación y Estudios Sistemas de Generación

Miguel Irizarry Silvestrini, Superintendente
Generación y Proyectos de Energía Renovable

Aprobado por:

Alfonso Baretty Huertas, Director Interino
Planificación y Protección Ambiental

Equivalent Availability (EA)	95.7%
Equivalent Availability Adjustment Factor (EAAF)	101.0%
Demand Charge Escalation Factor (DCEF)	**1.73427207**
Fixed Cost Escalation Factor (FCEF)	**3.04738028**
Permanent Financing Adjustment (PFA)	$0.00
Capacity Purchase Price (CPP)	38.31340371
CPP ajustado por FMAF, EAAF, PFA & 11.1(b)(2)	37.34215893

Maximum Capacity **507,000 kW**

FCCC - 1CT Simple Cycle Modo de Operación = 1
FCCC - 2CT Simple Cycle Modo de Operación = 2
FCCC - 1CT + ST Combinados Modo de Operación = 3
FCCC - 2CT + ST Combinados Modo de Operación = 4
FCCC - 1CT + ST Comb. + 1 CT Sim Modo de Operación = 5

Average Correction Factor: **1.01874801**

NEO KWH	Modo de Operación	Hora Cambio Real	PORCIENTO CAPACIDAD	FCCF	MWH*FCCC	Peaking Energy
444,412	4		0.87655220	1.01107023	449,331.7057	
466,471	4		0.92006031	1.00526776	468,927.8356	
484,756	4		0.95612680	1.00164822	485,555.2720	
482,703	4		0.95207758	1.00200081	483,669.1326	
482,903	4		0.95247112	1.00196595	483,852.2210	
483,285	4		0.95322488	1.00189953	484,203.0262	
483,722	4		0.95408631	1.00182420	484,604.1625	
494,565	4		0.97547252	1.00015139	494,639.4370	
474,247	4		0.93539891	1.00359654	475,952.8938	
441,570	4		0.87094759	1.01193187	446,839.1864	
430,887	4		0.84987523	1.01540465	437,524.3974	
454,485	4		0.89641947	1.00822580	458,223.1741	
456,239	4		0.89987920	1.00776395	459,780.9669	
408,269	4		0.80526425	1.02397210	418,056.0389	
412,851	4		0.81430131	1.02210320	421,976.0856	
438,249	4		0.86439592	1.01297214	443,933.7546	
334,660	4		0.66007832	1.06328495	355,838.6307	
434,650	4		0.85729853	1.01413924	440,795.9791	
494,346	4		0.97504191	1.00018133	494,435.8877	
489,310	4		0.96510755	1.00091474	489,757.1185	
487,193	4		0.96093321	1.00124735	487,800.8356	
485,213	4		0.95702680	1.00157170	485,975.1943	
473,916	4		0.93474654	1.00366364	475,652.7560	
436,271	4		0.86049590	1.01360829	442,208.3299	
436,225	4		0.86040502	1.01362326	442,168.1573	
488,149	4		0.96281942	1.00109527	488,684.0972	
467,431	4		0.92195461	1.00505081	469,791.8913	
465,800	4		0.91873787	1.00542099	468,325.1969	
448,473	4		0.88456237	1.00988401	452,905.8310	
483,966	4		0.95456851	1.00178230	484,828.8075	
445,441	4		0.87858214	1.01076458	450,236.1337	
486,205	4		0.95898355	1.00140764	486,889.0639	
448,465	4		0.88454611	1.00988636	452,898.5624	
409,328	4		0.80735275	1.02353417	418,961.0362	
440,978	4		0.86977969	1.01211469	446,320.6227	
458,328	4		0.90400009	1.00722678	461,640.2859	
463,906	4		0.91500205	1.00586168	466,625.3122	

481,803	4		0.95030112	1.00215979	482,843.2618
452,576	4		0.89265498	1.00873963	456,531.4216
484,781	4		0.95617550	1.00164406	485,577.9883
489,307	4		0.96510258	1.00091513	489,754.7863
488,992	4		0.96448109	1.00096374	489,463.1721
482,708	4		0.95208674	1.00200000	483,673.3926
496,078	4		0.97845730	0.99994810	496,052.1024
507,531	4		1.00104652	1.00000000	507,530.5854
482,377	4		0.95143324	1.00205817	483,369.4650
456,724	4		0.90083676	1.00763787	460,212.6406
409,914	4		0.80850879	1.02329332	419,462.2123
371,124	4		0.73200096	1.04162433	386,572.2968
377,307	4		0.74419584	1.03837716	391,787.2750
406,695	4		0.80215883	1.02462996	416,711.3964
357,894	4		0.70590458	1.04898760	375,425.9752
336,781	4		0.66426302	1.06190709	357,630.5041
367,219	4		0.72429815	1.04373896	383,280.9502
379,944	4		0.74939727	1.03702969	394,013.6419
438,182	4		0.86426435	1.01299339	443,875.4967
440,201	4		0.86824736	1.01235629	445,640.6691
425,875	4		0.83999077	1.01716056	433,183.5792
431,084	4		0.85026485	1.01533709	437,695.8578
418,647	4		0.82573454	1.01983584	426,951.6353
416,342	4		0.82118649	1.02072479	424,970.1399
402,112	4		0.79312000	1.02659028	412,804.1074
440,460	4		0.86875838	1.01227551	445,867.3736
479,172	4		0.94511264	1.00263912	480,436.6993
482,203	4		0.95109086	1.00208879	483,210.2900
479,150	4		0.94506881	1.00264326	480,416.4053
461,193	4		0.90965046	1.00651316	464,196.6045
494,371	4		0.97509100	1.00017791	494,459.0883
482,447	4		0.95157265	1.00204573	483,434.2934
433,464	4		0.85495828	1.01453323	439,763.4811
469,757	4		0.92654309	1.00453762	471,888.9235
452,942	4		0.89337586	1.00864032	456,855.1230
446,848	4		0.88135624	1.01035241	451,473.5630
471,983	4		0.93093365	1.00406291	473,900.9862
426,751	4		0.84171881	1.01684774	433,941.2301
394,240	4		0.77759357	1.03011584	406,112.8076
386,397	4		0.76212481	1.03382718	399,468.0102
408,238	4		0.80520408	1.02398477	418,029.9775
424,972	4		0.83820912	1.01748568	432,402.9483
471,074	4		0.92914074	1.00425483	473,078.6975
477,540	4		0.94189330	1.00294775	478,947.5736
449,210	4		0.88601651	1.00967437	453,556.1986
465,684	4		0.91850908	1.00544765	468,220.9860
482,492	4		0.95165985	1.00203796	483,474.8444
486,867	4		0.96028943	1.00129993	487,499.6308
493,484	4		0.97334060	1.00030112	493,632.2829

446,692	4		0.88104946	1.01039768	451,336.6361
389,531	4		0.76830626	1.03232028	402,121.0335
419,554	4		0.82752342	1.01949089	427,731.8628
451,723	4		0.89097187	1.00897316	455,776.1213
457,158	4		0.90169214	1.00752589	460,598.4386
454,820	4		0.89708085	1.00813675	458,520.7454
446,977	4		0.88161163	1.01031479	451,587.5717
449,297	4		0.88618654	1.00964997	453,632.2771
450,772	4		0.88909637	1.00923616	454,935.2597
416,605	4		0.82170659	1.02062226	425,196.5851
447,605	4		0.88285044	1.01013305	452,140.7798
468,541	4		0.92414378	1.00480378	470,791.6642
425,232	4		0.83872159	1.01739189	432,627.4318
369,249	4		0.72830164	1.04263375	384,991.4007
328,044	4		0.64702910	1.06767487	350,244.0704
325,193	4		0.64140552	1.06961026	347,829.3401
329,815	4		0.65052177	1.06648604	351,742.6031
388,455	4		0.76618282	1.03283435	401,209.3495
411,729	4		0.81208967	1.02255432	421,015.7385
449,006	4		0.88561387	1.00973224	453,376.0679
436,266	4		0.86048514	1.01361006	442,203.5711
437,453	4		0.86282718	1.01322650	443,239.3593
447,083	4		0.88182080	1.01028401	451,680.9559
463,911	4		0.91501176	1.00586052	466,629.7254
457,983	4		0.90332010	1.00731445	461,333.1853
472,072	4		0.93110797	1.00404440	473,980.9870
437,236	4		0.86239823	1.01329641	443,049.5713
431,647	4		0.85137512	1.01514528	438,184.6050
413,230	4		0.81504860	1.02195169	422,300.7309
440,241	4		0.86832493	1.01234401	445,675.0800
487,739	4		0.96200967	1.00116019	488,304.7759
484,034	4		0.95470248	1.00177069	484,891.2323
442,553	4		0.87288478	1.01163110	447,699.9557
449,731	4		0.88704355	1.00952736	454,015.8344
460,369	4		0.90802658	1.00671554	463,461.1057
485,908	4		0.95839939	1.00145629	486,616.1133
466,988	4		0.92108127	1.00515046	469,393.4085
410,859	4		0.81037346	1.02290717	420,270.9716
364,050	4		0.71804712	1.04549122	380,610.9662
380,683	4		0.75085320	1.03665654	394,637.0785
368,111	4		0.72605773	1.04325157	384,032.6630
399,127	4		0.78723270	1.02790356	410,264.0447
373,774	4		0.73722673	1.04021774	388,806.2979
370,019	4		0.72982037	1.04221797	385,640.3741
372,580	4		0.73487200	1.04084875	387,799.5348
372,628	4		0.73496580	1.04082352	387,839.6360
376,011	4		0.74163831	1.03904794	390,693.0614
398,479	4		0.78595484	1.02819241	409,713.1926
430,117	4		0.84835702	1.01566908	436,856.5451

447,131	4		0.88191518	1.01027014	451,723.0949
482,741	4		0.95215238	1.00199417	483,703.9270
479,907	4		0.94656197	1.00250298	481,108.1164
464,580	4		0.91633173	1.00570350	467,229.9218
435,908	4		0.85977997	1.01372644	441,891.9129
466,590	4		0.92029623	1.00524058	469,035.3941
454,536	4		0.89652035	1.00821220	458,268.5558
435,789	4		0.85954401	1.01376547	441,787.6530
450,029	4		0.88763111	1.00944366	454,278.8907
465,700	4		0.91854137	1.00544388	468,235.6921
441,209	4		0.87023536	1.01204323	446,522.9119
383,077	4		0.75557527	1.03545839	396,659.9449
349,224	4		0.68880407	1.05411904	368,123.3122
355,540	4		0.70126159	1.05035686	373,443.4861
374,926	4		0.73949827	1.03961339	389,777.6960
340,046	4		0.67070141	1.05981553	360,385.6249
394,206	4		0.77752591	1.03013164	406,083.6974
433,725	4		0.85547304	1.01444618	439,990.5001
438,258	4		0.86441485	1.01296908	443,942.1364
449,139	4		0.88587526	1.00969466	453,493.0031
454,883	4		0.89720551	1.00812000	458,576.8462
469,408	4		0.92585460	1.00461350	471,573.8989
482,961	4		0.95258604	1.00195579	483,905.6915
481,857	4		0.95040734	1.00215021	482,892.6143
470,023	4		0.92706805	1.00448002	472,129.2121
474,818	4		0.93652437	1.00348160	476,470.9817
453,814	4		0.89509625	1.00840507	457,628.1356
454,272	4		0.89600021	1.00828245	458,034.5932
469,552	4		0.92613841	1.00458217	471,703.7443
452,523	4		0.89255057	1.00875405	456,484.5463
442,280	4		0.87234746	1.01171421	447,461.1238
429,887	4		0.84790372	1.01574840	436,657.2236
390,882	4		0.77097111	1.03168043	403,265.6739
371,950	4		0.73362891	1.04118372	387,268.1364
376,279	4		0.74216774	1.03890864	390,919.5498
405,322	4		0.79945123	1.02521007	415,539.9604
399,177	4		0.78733167	1.02788125	410,306.7156
411,009	4		0.81066911	1.02284621	420,399.2446
435,007	4		0.85800175	1.01402174	441,106.4388
442,732	4		0.87323818	1.01157657	447,857.0692
423,124	4		0.83456356	1.01815914	430,807.2860
430,400	4		0.84891565	1.01557156	437,102.2362
404,095	4		0.79703138	1.02573367	414,493.7561
448,072	4		0.88377117	1.00999880	452,552.1656
483,192	4		0.95304059	1.00191572	484,117.2406
473,670	4		0.93425985	1.00371394	475,428.9215
472,182	4		0.93132521	1.00402136	474,080.6935
454,126	4		0.89571159	1.00832153	457,904.7948
417,121	4		0.82272469	1.02042222	425,639.9622

438,347	4		0.86459045	1.01294074	444,019.8934
455,764	4		0.89894236	1.00788803	459,358.8552
470,427	4		0.92786486	1.00439302	472,494.0840
494,581	4		0.97550567	1.00014909	494,655.1129
466,714	4		0.92054011	1.00521253	469,146.5933
423,743	4		0.83578445	1.01793237	431,341.4272
406,882	4		0.80252914	1.02455109	416,871.6788
365,880	4		0.72165776	1.04447515	382,153.0728
337,808	4		0.66628785	1.06124560	358,497.1898
321,120	4		0.63337262	1.07242035	344,375.5333
358,208	4		0.70652369	1.04880638	375,690.3204
342,642	4		0.67582208	1.05817660	362,575.5309
353,869	4		0.69796621	1.05133954	372,036.3353
388,755	4		0.76677590	1.03269040	401,463.9484
398,363	4		0.78572589	1.02824431	409,614.5159
402,469	4		0.79382543	1.02643485	413,108.7149
402,856	4		0.79458856	1.02626717	413,438.2970
374,872	4		0.73939159	1.03964168	389,732.0746
374,701	4		0.73905570	1.03973080	389,588.4202
412,160	4		0.81293818	1.02238076	421,384.1028
390,032	4		0.76929369	1.03208251	402,545.1028
349,304	4		0.68896329	1.05407014	368,191.3257
352,752	4		0.69576291	1.05200159	371,095.4522
394,906	4		0.77890647	1.02980998	406,677.7084
407,160	4		0.80307724	1.02443457	417,108.9419
411,384	4		0.81140751	1.02269428	420,719.6596
442,813	4		0.87339893	1.01155180	447,928.5458
431,397	4		0.85088248	1.01523027	437,967.7130
438,444	4		0.86478203	1.01290984	444,104.7380
436,460	4		0.86086848	1.01354697	442,373.0330
443,908	4		0.87555870	1.01122107	448,889.3868
415,600	4		0.81972350	1.02101439	424,333.3908
387,254	4		0.76381409	1.03341222	400,192.7503
385,693	4		0.76073544	1.03417024	398,872.0847
378,512	4		0.74657162	1.03775891	392,804.0052
338,583	4		0.66781754	1.06074813	359,151.8030
341,905	4		0.67436895	1.05863948	361,954.1923
373,086	4		0.73586988	1.04058078	388,226.1499
390,775	4		0.77075976	1.03173096	403,174.8734
438,190	4		0.86428033	1.01299081	443,882.5700
324,826	4		0.64068250	1.06986100	347,518.6986
337,074	4		0.66484011	1.06171821	357,877.5347
374,939	4		0.73952485	1.03960634	389,789.0642
389,418	4		0.76808329	1.03237409	402,025.2858
419,273	4		0.82696746	1.01959781	427,489.3263
469,338	4		0.92571600	1.00462883	471,510.4990
450,185	4		0.88793864	1.00939996	454,416.6087
435,671	4		0.85931241	1.01380383	441,685.3255
447,139	4		0.88193027	1.01026792	451,729.8289

446,430	4		0.88053218	1.01047418		451,105.8023
454,361	4		0.89617570	1.00825872		458,113.5215
380,703	4		0.75089358	1.03664622		394,654.3705
318,993	4		0.62917673	1.07390945		342,569.1682
285,798	4		0.56370463	1.09903717		314,102.8955
410,117	4		0.80891015	1.02320996		419,636.2578
412,556	4		0.81372048	1.02222128	244.65462798	421,723.8130
384,204	4		0.75779958	1.03490042		397,613.2842
339,644	4		0.66990981	1.06007083		360,046.9898
293,848	4		0.57958240	1.09261676		321,063.5533
275,425	4		0.54324516	1.10761863		305,066.1895
275,569	4		0.54352779	1.10749772		305,191.5825
283,018	4		0.55822175	1.10130283		311,688.9954
291,282	4		0.57452007	1.09464108		318,848.8871
363,032	4		0.71604004	1.04606071		379,753.8257
435,071	4		0.85812818	1.01400065		441,162.2645
453,983	4		0.89543022	1.00835969		457,778.2803
449,665	4		0.88691352	1.00954593		453,957.6250
464,181	4		0.91554356	1.00579709		466,871.4815
466,405	4		0.91993020	1.00528278		468,868.5200
448,224	4		0.88407138	1.00995518		452,686.3454
448,036	4		0.88369985	1.01000918		452,520.2932
486,629	4		0.95982098	1.00133841		487,280.5447
486,264	4		0.95910066	1.00139793		486,943.7961
473,858	4		0.93463132	1.00367553		475,599.7588
465,840	4		0.91881625	1.00541187		468,360.9037
486,656	4		0.95987475	1.00133398		487,305.6869
483,562	4		0.95377102	1.00185170		484,457.3176
452,597	4		0.89269686	1.00873385		456,550.2220
462,995	4		0.91320479	1.00607782		465,808.8283
384,898	4		0.75916721	1.03455939		398,199.6056
403,629	4		0.79611166	1.02593395		414,096.2984
446,135	4		0.87994971	1.01056059		450,845.9464
392,031	4		0.77323702	1.03114100		404,239.4128
341,846	4		0.67425246	1.05867666		361,904.3795
303,811	4		0.59923337	1.08496021		329,623.1891
292,816	4		0.57754657	1.09342829		320,173.4177
275,215	4		0.54283117	1.10779586		304,882.4818
280,145	4		0.55255343	1.10367134		309,187.5555
302,656	4		0.59695474	1.08583160		328,633.5072
345,281	4		0.68102697	1.05653300		364,800.4282
363,371	4		0.71670844	1.04587069		380,039.2680
378,291	4		0.74613621	1.03787187		392,617.6466
420,678	4		0.82973870	1.01906740		428,698.7474
428,549	4		0.84526427	1.01621367		435,497.3356
481,719	4		0.95013630	1.00217468		482,766.6860
440,929	4		0.86968165	1.01213009		446,277.1027
379,096	4		0.74772387	1.03746075		393,297.2222
401,195	4		0.79131176	1.02699059		412,023.5540

413,147	4		0.81488476	1.02198487	422,229.5468
435,987	4		0.85993399	1.01370098	441,959.9768
471,599	4		0.93017515	1.00414378	473,553.0015
483,782	4		0.95420552	1.00181382	484,659.6932
486,175	4		0.95892436	1.00141256	486,861.4002
472,594	4		0.93213819	1.00393548	474,453.9447
436,251	4		0.86045634	1.01361480	442,190.8427
399,216	4		0.78740776	1.02786410	410,339.5183
337,713	4		0.66610124	1.06130642	358,417.3240
289,450	4		0.57090694	1.09609889	317,265.6269
276,938	4		0.54622812	1.10634584	306,388.8259
275,591	4		0.54357164	1.10747897	305,211.0383
272,509	4		0.53749324	1.11009374	302,510.6163
276,608	4		0.54557825	1.10662250	306,100.8279
302,889	4		0.59741345	1.08565584	328,832.7966
339,260	4		0.66915265	1.06031551	359,723.0611
356,442	4		0.70304047	1.04983014	374,203.0480
381,771	4		0.75300079	1.03610933	395,556.9101
379,964	4		0.74943544	1.03701988	394,029.9841
387,486	4		0.76427143	1.03330029	400,388.9963
422,615	4		0.83356022	1.01834642	430,368.5040
310,472	4		0.61237129	1.08002000	335,316.2345
349,866	4		0.69007123	1.05373047	368,664.5873
389,608	4		0.76845795	1.03228370	402,186.1740
422,686	4		0.83370071	1.01832015	430,429.9353
419,008	4		0.82644609	1.01969832	427,261.9233
412,522	4		0.81365317	1.02223498	421,694.5805
425,654	4		0.83955511	1.01723981	432,992.6443
383,579	4		0.75656522	1.03520956	397,084.1956
378,811	4		0.74716263	1.03760584	393,056.9756
378,149	4		0.74585630	1.03794457	392,497.8508
386,287	4		0.76190649	1.03388098	399,374.3570
341,455	4		0.67348068	1.05892329	361,574.3393
333,720	4		0.65822406	1.06390014	355,044.3290
341,180	4		0.67293844	1.05909687	361,342.4468
400,315	4		0.78957641	1.02737731	411,274.7931
385,298	4		0.75995638	1.03436330	398,537.9909
357,414	4		0.70495800	1.04926531	375,021.8008
358,669	4		0.70743309	1.04854075	376,078.6165
399,173	4		0.78732301	1.02788320	410,302.9815
399,103	4		0.78718462	1.02791441	410,243.3155
405,417	4		0.79963829	1.02516979	415,620.8658
355,979	4		0.70212728	1.05010020	373,813.1294
377,460	4		0.74449775	1.03829833	391,916.4631
395,297	4		0.77967825	1.02963085	407,009.8539
439,772	4		0.86739958	1.01249080	445,264.6843
476,654	4		0.94014674	1.00311879	478,140.9864
444,759	4		0.87723648	1.01096681	449,636.4815
442,923	4		0.87361566	1.01151843	448,024.9185

489,453	4		0.96539071	1.00089270	489,890.0256
487,801	4		0.96213148	1.00115039	488,361.8232
491,338	4		0.96910801	1.00060956	491,637.2607
486,575	4		0.95971329	1.00134728	487,230.1872
486,658	4		0.95987805	1.00133371	487,307.2292
487,585	4		0.96170565	1.00118471	488,162.4102
487,562	4		0.96165978	1.00118842	488,140.9319
477,101	4		0.94102702	1.00303227	478,547.3985
429,464	4		0.84706934	1.01589486	436,290.4279
399,899	4		0.78875637	1.02756092	410,921.0757
424,551	4		0.83737903	1.01763805	432,039.4259
422,403	4		0.83314266	1.01842461	430,185.9452
481,379	4		0.94946502	1.00223552	482,454.9003
488,443	4		0.96339908	1.00104912	488,955.7707
487,721	4		0.96197516	1.00116297	488,288.6143
487,143	4		0.96083497	1.00125535	487,754.8630
488,095	4		0.96271211	1.00110384	488,633.8177
485,578	4		0.95774781	1.00151088	486,311.7869
485,202	4		0.95700512	1.00157353	485,965.0770
487,668	4		0.96186955	1.00117148	488,239.1541
487,800	4		0.96213095	1.00115043	488,361.5753
485,694	4		0.95797569	1.00149175	486,418.2077
486,193	4		0.95896048	1.00140956	486,878.2793
457,129	4		0.90163480	1.00753338	460,572.5703
484,029	4		0.95469165	1.00177163	484,886.1880
486,530	4		0.95962541	1.00135452	487,189.0975
487,140	4		0.96082804	1.00125591	487,751.6228
482,593	4		0.95185915	1.00202022	483,567.5323
463,806	4		0.91480571	1.00588517	466,536.0746
459,868	4		0.90703797	1.00683982	463,013.6629
389,103	4		0.76746094	1.03252448	401,758.0610
321,089	4		0.63331092	1.07244214	344,348.9829
278,823	4		0.54994658	1.10476956	308,035.0708
275,367	4		0.54313108	1.10766745	305,015.5716
299,447	4		0.59062586	1.08827450	325,880.8714
421,428	4		0.83121917	1.01878666	429,345.3423
479,543	4		0.94584345	1.00257025	480,775.1735
487,838	4		0.96220446	1.00114452	488,396.0048
488,728	4		0.96396070	1.00100468	489,219.0896
486,701	4		0.95996289	1.00132673	487,346.9058
483,184	4		0.95302619	1.00191699	484,110.5380
471,185	4		0.92935844	1.00423138	473,178.4940
485,201	4		0.95700487	1.00157355	485,964.9597
485,683	4		0.95795444	1.00149353	486,408.2814
486,684	4		0.95992838	1.00132957	487,330.7683
488,330	4		0.96317535	1.00106690	488,850.9030
487,638	4		0.96181008	1.00117628	488,211.3082
472,044	4		0.93105346	1.00405018	473,955.9703
485,985	4		0.95855120	1.00144362	486,687.0347

485,663	4		0.95791588	1.00149676	486,390.2750
487,501	4		0.96153953	1.00119814	488,084.6354
484,433	4		0.95548964	1.00170280	485,258.1383
484,456	4		0.95553406	1.00169898	485,278.8493
473,161	4		0.93325615	1.00381828	474,967.5275
384,837	4		0.75904718	1.03458925	398,148.1434
314,121	4		0.61956851	1.07737437	338,426.1660
278,588	4		0.54948403	1.10496501	307,830.4392
275,636	4		0.54366003	1.10744117	305,250.2494
302,363	4		0.59637731	1.08605311	328,382.5988
316,258	4		0.62378332	1.07584499	340,244.7395
392,821	4		0.77479517	1.03077254	404,909.2559
470,157	4		0.92733183	1.00445116	472,249.9810
486,685	4		0.95993085	1.00132936	487,331.9238
487,522	4		0.96158255	1.00119466	488,104.7752
488,531	4		0.96357284	1.00103534	489,037.2277
486,585	4		0.95973287	1.00134566	487,239.3443
487,292	4		0.96112885	1.00123144	487,892.3936
486,555	4		0.95967538	1.00135040	487,212.4648
486,440	4		0.95944730	1.00136923	487,105.8275
486,808	4		0.96017386	1.00130940	487,445.5742
485,838	4		0.95826049	1.00146790	486,551.2264
486,502	4		0.95956917	1.00135916	487,162.8029
485,075	4		0.95675528	1.00159471	485,848.4825
465,662	4		0.91846534	1.00545275	468,201.0653
461,031	4		0.90933128	1.00655276	464,051.9854
451,061	4		0.88966714	1.00915581	455,191.0701
451,163	4		0.88986783	1.00912762	455,281.0362
438,058	4		0.86401878	1.01303310	443,766.7695
423,018	4		0.83435588	1.01819783	430,716.4520
342,034	4		0.67462300	1.05855843	362,062.8267
291,629	4		0.57520497	1.09436595	319,148.7636
275,646	4		0.54367993	1.10743266	305,259.0771
284,899	4		0.56193103	1.09976733	313,322.6500
292,856	4		0.57762476	1.09339706	320,207.6202
361,328	4		0.71267802	1.04702214	378,318.1637
451,037	4		0.88961940	1.00916252	455,169.6733
450,366	4		0.88829588	1.00934930	454,576.6156
444,749	4		0.87721679	1.01096978	449,627.7136
462,592	4		0.91240956	1.00617431	465,447.8336
449,554	4		0.88669338	1.00957739	453,859.0916
463,699	4		0.91459438	1.00591048	466,440.0347
482,469	4		0.95161612	1.00204186	483,454.5081
485,280	4		0.95715934	1.00156048	486,037.0582
486,294	4		0.95916009	1.00139300	486,971.5734
487,763	4		0.96205708	1.00115638	488,326.9789
475,490	4		0.93784938	1.00334763	477,081.3993
478,743	4		0.94426599	1.00271945	480,044.7748
463,894	4		0.91497777	1.00586459	466,614.2751

444,286	4		0.87630298	1.01110799	449,220.7292
474,378	4		0.93565735	1.00357005	476,071.8308
483,158	4		0.95297516	1.00192148	484,086.7856
480,524	4		0.94777884	1.00239002	481,672.3305
433,305	4		0.85464587	1.01458617	439,625.7253
353,266	4		0.69677718	1.05169632	371,528.5834
298,904	4		0.58955394	1.08869154	325,414.0911
275,558	4		0.54350733	1.10750647	305,182.5096
308,311	4		0.60810887	1.08160709	333,471.5762
282,264	4		0.55673417	1.10192184	311,033.1123
280,365	4		0.55298797	1.10348882	309,379.5343
314,539	4		0.62039173	1.07707450	338,781.5126
356,821	4		0.70378938	1.04960917	374,522.8240
362,803	4		0.71558759	1.04618955	379,560.6134
377,452	4		0.74448030	1.03830289	391,908.9974
401,067	4		0.79105961	1.02704662	411,914.7361
435,207	4		0.85839599	1.01395604	441,280.5282
472,963	4		0.93286651	1.00385901	474,788.4899
479,524	4		0.94580712	1.00257366	480,758.3434
478,969	4		0.94471261	1.00267700	480,251.4921
428,294	4		0.84476067	1.01630310	435,276.1726
460,462	4		0.90820967	1.00669261	463,543.9957
482,104	4		0.95089464	1.00210638	483,119.0796
481,688	4		0.95007511	1.00218021	482,738.2625
473,623	4		0.93416788	1.00372346	475,386.6352
457,061	4		0.90150158	1.00755079	460,512.4714
478,735	4		0.94425095	1.00272088	480,037.8169
467,972	4		0.92302209	1.00492986	470,279.2344
431,876	4		0.85182614	1.01506766	438,383.2109
432,898	4		0.85384319	1.01472256	439,271.8721
413,511	4		0.81560415	1.02183935	422,542.1258
365,727	4		0.72135600	1.04455966	382,024.1838
342,782	4		0.67609806	1.05808889	362,693.5230
285,104	4		0.56233606	1.09960036	313,500.8815
278,008	4		0.54833882	1.10544969	307,323.6194
298,136	4		0.58803927	1.08928247	324,754.2179
328,608	4		0.64814247	1.06729480	350,721.8599
377,776	4		0.74512036	1.03813602	392,182.8958
348,839	4		0.68804590	1.05435216	367,799.4418
386,212	4		0.76175941	1.03391725	399,311.2711
408,193	4		0.80511359	1.02400383	417,990.7780
459,338	4		0.90599257	1.00697212	462,540.7921
487,186	4		0.96091918	1.00124849	487,794.2699
487,323	4		0.96118871	1.00122657	487,920.4148
487,045	4		0.96064041	1.00127122	487,663.8305
477,552	4		0.94191713	1.00294544	478,958.5854
469,025	4		0.92509819	1.00469733	471,227.9473
482,733	4		0.95213616	1.00199561	483,696.3800
486,145	4		0.95886672	1.00141735	486,834.4646

464,426	4		0.91602671	1.00573966		467,091.1877
474,088	4		0.93508441	1.00362885	246.92362418	475,808.1876
487,083	4		0.96071548	1.00126509		487,698.9533
435,025	4		0.85803709	1.01401584		441,122.0437
365,950	4		0.72179565	1.04443656		382,211.9706
315,946	4		0.62316861	1.07606712		339,979.6260
293,817	4		0.57952013	1.09264153		321,036.3355
337,705	4		0.66608514	1.06131167		358,410.4347
364,445	4		0.71882584	1.04527117		380,943.5403
438,699	4		0.86528483	1.01282891		444,327.4423
486,997	4		0.96054606	1.00127893		487,619.6866
486,468	4		0.95950260	1.00136466		487,131.6811
486,490	4		0.95954596	1.00136108		487,151.9526
486,176	4		0.95892649	1.00141238		486,862.3956
487,178	4		0.96090259	1.00124984		487,786.5083
487,091	4		0.96073266	1.00126369		487,706.9924
487,918	4		0.96236228	1.00113185		488,469.9263
487,260	4		0.96106607	1.00123654		487,863.0117
486,961	4		0.96047515	1.00128472		487,586.5110
486,253	4		0.95907794	1.00139981		486,933.1791
486,033	4		0.95864461	1.00143583		486,730.6774
484,795	4		0.95620257	1.00164175		485,590.6148
486,118	4		0.95881252	1.00142186		486,809.1369
484,422	4		0.95546661	1.00170478		485,247.4029
451,780	4		0.89108441	1.00895747		455,826.6015
463,311	4		0.91382885	1.00600247		466,092.2373
487,039	4		0.96062865	1.00127218		487,658.3272
443,117	4		0.87399817	1.01145965		448,195.0389
377,954	4		0.74547044	1.03804489		392,332.7137
333,867	4		0.65851501	1.06380342		355,168.9757
318,892	4		0.62897757	1.07398049		342,483.3865
358,372	4		0.70684858	1.04871140		375,829.0440
384,512	4		0.75840715	1.03474873		397,873.7397
452,863	4		0.89322110	1.00866160		456,785.6207
487,279	4		0.96110331	1.00123351		487,880.4427
486,345	4		0.95926015	1.00138471		487,018.3446
486,224	4		0.95902156	1.00140449		486,906.8295
488,361	4		0.96323586	1.00106209		488,879.2647
478,185	4		0.94316635	1.00282468		479,536.0574
484,408	4		0.95543893	1.00170716		485,234.4969
487,853	4		0.96223465	1.00114210		488,410.1439
486,997	4		0.96054623	1.00127891		487,619.7647
486,452	4		0.95947221	1.00136717		487,117.4762
486,314	4		0.95919831	1.00138983		486,989.4388
486,836	4		0.96022872	1.00130490		487,471.2332
484,304	4		0.95523469	1.00172473		485,139.2833
486,424	4		0.95941692	1.00137174		487,091.6256
486,225	4		0.95902443	1.00140425		486,908.1686
483,484	4		0.95361790	1.00186508		484,386.0115

479,469	4		0.94569892	1.00258384	480,708.2214
486,074	4		0.95872499	1.00142914	486,768.2391
484,183	4		0.95499554	1.00174535	485,027.8118
433,534	4		0.85509738	1.01450969	439,824.8199
398,423	4		0.78584451	1.02821742	409,665.6362
382,172	4		0.75379017	1.03590916	395,895.0770
414,807	4		0.81815933	1.02132598	423,652.9415
437,050	4		0.86203159	1.01335629	442,887.3821
481,517	4		0.94973858	1.00221068	482,581.9423
488,794	4		0.96409019	1.00099447	489,279.8162
487,507	4		0.96155251	1.00119709	488,090.7126
483,065	4		0.95279136	1.00193767	484,001.2413
487,186	4		0.96091992	1.00124843	487,794.6184
486,235	4		0.95904417	1.00140261	486,917.3935
486,059	4		0.95869654	1.00143151	486,754.9419
486,902	4		0.96035967	1.00129417	487,532.4909
486,896	4		0.96034731	1.00129519	487,526.7098
482,029	4		0.95074770	1.00211958	483,050.7815
482,062	4		0.95081241	1.00211377	483,080.8561
478,300	4		0.94339277	1.00280293	479,640.7768
480,533	4		0.94779665	1.00238837	481,680.5916
467,024	4		0.92115252	1.00514231	469,425.9111
469,344	4		0.92572713	1.00462760	471,515.5870
463,166	4		0.91354223	1.00603704	465,962.0588
374,029	4		0.73772918	1.04008370	389,021.1450
447,243	4		0.88213639	1.01023765	451,821.8666
471,993	4		0.93095188	1.00406098	473,909.3537
488,148	4		0.96281602	1.00109554	488,682.5046
488,232	4		0.96298145	1.00108234	488,760.0270
488,018	4		0.96256095	1.00111593	488,562.9967
486,097	4		0.95877207	1.00142522	486,790.2362
463,521	4		0.91424208	1.00595275	466,279.9571
444,939	4		0.87759232	1.01091319	449,795.0113
444,647	4		0.87701522	1.01100021	449,537.9241
471,892	4		0.93075306	1.00408212	473,818.1198
445,777	4		0.87924446	1.01066559	450,531.4174
460,498	4		0.90827923	1.00668391	463,575.4906
466,820	4		0.92075042	1.00518838	469,242.5042
467,561	4		0.92221170	1.00502159	469,909.2331
477,820	4		0.94244596	1.00289416	479,202.9882
434,123	4		0.85625888	1.01431371	440,337.1657
423,702	4		0.83570442	1.01794720	431,306.4049
390,328	4		0.76987683	1.03194246	402,795.5764
422,640	4		0.83360886	1.01833732	430,389.7716
433,210	4		0.85445736	1.01461816	439,542.6119
440,929	4		0.86968254	1.01212995	446,277.4988
452,695	4		0.89288961	1.00870726	456,636.7663
446,899	4		0.88145672	1.01033760	451,518.4180
462,084	4		0.91140867	1.00629650	464,993.7109

455,704	4		0.89882478	1.00790366	459,305.8906
477,309	4		0.94143879	1.00299202	478,737.5883
434,910	4		0.85781002	1.01405373	441,021.7820
393,748	4		0.77662333	1.03034279	405,695.4402
376,387	4		0.74238058	1.03885270	391,010.6026
408,158	4		0.80504547	1.02401819	417,961.2715
426,496	4		0.84121549	1.01693859	433,720.5023
465,222	4		0.91759818	1.00555421	467,806.2157
461,836	4		0.91091974	1.00635649	464,771.9660
415,592	4		0.81970775	1.02101752	424,326.5386
375,412	4		0.74045697	1.03935961	390,187.7412
412,779	4		0.81415988	1.02213193	421,914.6555
433,218	4		0.85447383	1.01461536	439,549.8711
432,396	4		0.85285124	1.01489185	438,834.7505
443,285	4		0.87433012	1.01140873	448,342.6940
470,252	4		0.92751960	1.00443065	472,335.9624
458,329	4		0.90400250	1.00722648	461,641.3703
433,048	4		0.85413872	1.01467229	439,402.1403
452,403	4		0.89231352	1.00878682	456,378.1352
472,309	4		0.93157604	1.00399480	474,195.8343
474,265	4		0.93543331	1.00359301	475,968.7252
470,613	4		0.92823084	1.00435325	472,661.7294
471,657	4		0.93029062	1.00413144	473,605.9658
469,807	4		0.92664052	1.00452691	471,933.5157
410,551	4		0.80976557	1.02303274	420,007.2612
448,839	4		0.88528477	1.00977964	453,228.8647
408,450	4		0.80562077	1.02389709	418,210.4913
362,725	4		0.71543420	1.04623327	379,495.1100
325,917	4		0.64283357	1.06911630	348,442.7722
321,991	4		0.63509029	1.07181497	345,114.5334
288,230	4		0.56850097	1.09707565	316,210.1072
343,014	4		0.67655548	1.05794365	362,889.0878
416,481	4		0.82146200	1.02067045	425,090.0869
479,767	4		0.94628554	1.00252881	480,980.0088
478,593	4		0.94397032	1.00274765	479,907.9584
464,268	4		0.91571516	1.00577667	466,949.5066
450,985	4		0.88951649	1.00917699	455,123.5460
470,092	4		0.92720374	1.00446517	472,191.3333
486,617	4		0.95979639	1.00134043	487,269.0467
477,648	4		0.94210677	1.00292702	479,046.2192
469,950	4		0.92692352	1.00449585	472,063.0509
448,766	4		0.88513999	1.00980052	453,164.1150
461,853	4		0.91095266	1.00635245	464,786.8965
474,204	4		0.93531352	1.00360530	475,913.6027
477,156	4		0.94113703	1.00302151	478,598.2038
463,373	4		0.91395120	1.00598773	466,147.8160
481,195	4		0.94910262	1.00226853	482,286.6327
461,183	4		0.90963204	1.00651544	464,188.2579
326,954	4		0.64487928	1.06841165	349,321.2400

256,790	4		0.50648925	1.12390775	288,608.3282
255,048	4		0.50305245	1.12548814	287,053.0410
254,921	4		0.50280211	1.12560364	286,939.6312
255,077	4		0.50310989	1.12546164	287,079.0593
255,053	4		0.50306269	1.12548341	287,057.6789
254,011	4		0.50100778	1.12643301	286,126.3121
270,592	4		0.53371238	1.11173563	300,826.9647
298,892	4		0.58953104	1.08870046	325,404.1150
340,462	4		0.67152276	1.05955118	360,736.9566
368,118	4		0.72607154	1.04324776	384,038.5595
387,144	4		0.76359676	1.03346548	400,099.5001
414,244	4		0.81704929	1.02154834	423,170.2588
404,487	4		0.79780497	1.02556576	414,828.1365
423,620	4		0.83554189	1.01797732	431,235.2859
427,624	4		0.84343999	1.01653862	434,696.3884
443,602	4		0.87495422	1.01131324	448,620.3652
448,741	4		0.88509137	1.00980754	453,142.3719
477,805	4		0.94241555	1.00289710	479,188.9311
482,818	4		0.95230392	1.00198074	483,774.4269
482,217	4		0.95111816	1.00208635	483,222.9797
482,878	4		0.95242139	1.00197034	483,829.0792
478,929	4		0.94463367	1.00268449	480,214.9539
454,679	4		0.89680256	1.00817417	458,395.5243
391,703	4		0.77258900	1.03129484	403,960.8950
316,237	4		0.62374198	1.07585992	340,226.9106
288,104	4		0.56825316	1.09717653	316,101.3342
281,670	4		0.55556164	1.10241104	310,515.8439
288,323	4		0.56868349	1.09700138	316,290.2147
335,950	4		0.66262302	1.06244535	356,928.3752
348,514	4		0.68740463	1.05454971	367,525.4959
388,938	4		0.76713598	1.03260314	401,618.5401
409,496	4		0.80768467	1.02346491	419,104.9146
459,945	4		0.90718950	1.00682071	463,082.2319
482,595	4		0.95186382	1.00201980	483,569.7054
481,553	4		0.94980811	1.00220438	482,614.2372
479,791	4		0.94633338	1.00252433	481,002.1738
479,628	4		0.94601099	1.00255453	480,852.7932
478,371	4		0.94353242	1.00278954	479,705.3700
476,989	4		0.94080751	1.00305379	478,446.0321
450,265	4		0.88809641	1.00937757	454,487.2737
427,995	4		0.84417210	1.01640788	435,017.7489
404,822	4		0.79846628	1.02542260	415,114.0428
425,580	4		0.83940866	1.01726649	432,928.4701
478,078	4		0.94295444	1.00284507	479,438.0659
478,493	4		0.94377238	1.00276656	479,816.3748
448,203	4		0.88403001	1.00996119	452,667.8546
429,704	4		0.84754318	1.01581161	436,498.7121
344,246	4		0.67898556	1.05717496	363,927.9134
287,008	4		0.56609075	1.09805895	315,151.7148

289,540	4		0.57108397	1.09602721		317,343.2520
280,827	4		0.55389998	1.10310627		309,782.3452
278,396	4		0.54910427	1.10512562		307,662.4020
310,209	4		0.61185195	1.08021257		335,091.5950
324,223	4		0.63949394	1.07027412		347,007.9445
364,263	4		0.71846839	1.04537212		380,790.8795
407,505	4		0.80375737	1.02429032		417,403.4153
462,602	4		0.91242986	1.00617184		465,457.0459
481,211	4		0.94913428	1.00226564		482,301.3321
482,456	4		0.95159021	1.00204417		483,442.4574
482,542	4		0.95175855	1.00202917		483,520.7426
482,505	4		0.95168726	1.00203552		483,487.5912
484,054	4		0.95474235	1.00176724		484,909.8128
475,629	4		0.93812458	1.00331999		477,208.2429
450,179	4		0.88792753	1.00940154		454,411.6369
400,575	4		0.79008960	1.02726268		411,496.1889
433,750	4		0.85552363	1.01443764		440,012.8131
403,140	4		0.79514747	1.02614467		413,679.7242
408,103	4		0.80493684	1.02404108		417,914.2177
459,325	4		0.90596651	1.00697543		462,529.0071
463,651	4		0.91449911	1.00592190		466,396.7417
482,695	4		0.95206192	1.00200220		483,661.8485
473,663	4		0.93424637	1.00371533		475,422.7228
451,790	4		0.89110419	1.00895472		455,835.4719
457,948	4		0.90325075	1.00732341		461,301.8741
444,033	4		0.87580412	1.01118373		448,998.6288
397,631	4		0.78428247	1.02857249		408,992.5217
460,364	4		0.90801615	1.00671684		463,456.3825
482,401	4		0.95148105	1.00205390		483,391.6965
481,742	4		0.95018205	1.00217054		482,787.9399
480,517	4		0.94776590	1.00239121		481,666.3311
480,979	4		0.94867592	1.00230753		482,088.5647
507,000	4		1.00000000	1.00000000		507,000.0000
507,000	4		1.00000000	1.00000000		507,000.0000
507,000	4		1.00000000	1.00000000		507,000.0000
481,806	4		0.95030831	1.00215914		482,846.6040
481,388	4		0.94948324	1.00223387		482,463.3607
481,337	4		0.94938314	1.00224297		482,416.8793
480,897	4		0.94851535	1.00232225		482,014.0446
478,141	4		0.94307928	1.00283305		479,495.7936
475,927	4		0.93871142	1.00326125		477,478.8042
507,000	4		1.00000000	1.00000000		507,000.0000
507,000	4		1.00000000	1.00000000		507,000.0000
507,000	4		1.00000000	1.00000000		507,000.0000
454,292	4		0.89604006	1.00827706		458,052.5165
446,741	4		0.88114508	1.01038356	24.10910286	451,379.3114
0	0		0.00000000	0.00000000		0.0000
0	0		0.00000000	0.00000000		0.0000
0	0		0.00000000	0.00000000		0.0000

0	0		0.00000000	0.00000000	0.0000
0	0		0.00000000	0.00000000	0.0000

Datos utilizados son solamente para propositos de ilustración.

Dependable Capacity = **507,000.00**

(Valores de EDH, OH & EFMH van dentro de la hoja de trabajo EA en el mes relevante)

NEO KWH	MW Promedio Según declarado por EcoEléctrica o Salida Forzada *	KW Promedio Ajustado a 507000 KW	Penalidad no poder subir **	Available Capacity KW	Derating/Outage KW	Derating (Equivalent Derated Hours)	Outage Hours	Force Majeure Flag	(Equivalent Force Majeure Hours)
444,412	N/A	507,000		507,000	0	0.00%	0.00%		0.00%
466,471	N/A	507,000		507,000	0	0.00%	0.00%		0.00%
484,756	N/A	507,000		507,000	0	0.00%	0.00%		0.00%
482,703	N/A	507,000		507,000	0	0.00%	0.00%		0.00%
482,903	N/A	507,000		507,000	0	0.00%	0.00%		0.00%
483,285	N/A	507,000		507,000	0	0.00%	0.00%		0.00%
483,722	N/A	507,000		507,000	0	0.00%	0.00%		0.00%
494,565	N/A	507,000		507,000	0	0.00%	0.00%		0.00%
474,247	N/A	507,000		507,000	0	0.00%	0.00%		0.00%
441,570	N/A	507,000		507,000	0	0.00%	0.00%		0.00%
430,887	N/A	507,000		507,000	0	0.00%	0.00%		0.00%
454,485	N/A	507,000		507,000	0	0.00%	0.00%		0.00%
456,239	N/A	507,000		507,000	0	0.00%	0.00%		0.00%
408,269	N/A	507,000		507,000	0	0.00%	0.00%		0.00%
412,851	N/A	507,000		507,000	0	0.00%	0.00%		0.00%
438,249	N/A	507,000		507,000	0	0.00%	0.00%		0.00%
334,660	N/A	507,000		507,000	0	0.00%	0.00%		0.00%
434,650	N/A	507,000		507,000	0	0.00%	0.00%		0.00%
494,346	N/A	507,000		507,000	0	0.00%	0.00%		0.00%
489,310	N/A	507,000		507,000	0	0.00%	0.00%		0.00%
487,193	N/A	507,000		507,000	0	0.00%	0.00%		0.00%
485,213	N/A	507,000		507,000	0	0.00%	0.00%		0.00%
473,916	N/A	507,000		507,000	0	0.00%	0.00%		0.00%
436,271	N/A	507,000		507,000	0	0.00%	0.00%		0.00%
436,225	N/A	507,000		507,000	0	0.00%	0.00%		0.00%
488,149	N/A	507,000		507,000	0	0.00%	0.00%		0.00%
467,431	N/A	507,000		507,000	0	0.00%	0.00%		0.00%
465,800	N/A	507,000		507,000	0	0.00%	0.00%		0.00%
448,473	N/A	507,000		507,000	0	0.00%	0.00%		0.00%
483,966	N/A	507,000		507,000	0	0.00%	0.00%		0.00%
445,441	N/A	507,000		507,000	0	0.00%	0.00%		0.00%
486,205	N/A	507,000		507,000	0	0.00%	0.00%		0.00%
448,465	N/A	507,000		507,000	0	0.00%	0.00%		0.00%
409,328	N/A	507,000		507,000	0	0.00%	0.00%		0.00%
440,978	N/A	507,000		507,000	0	0.00%	0.00%		0.00%
458,328	N/A	507,000		507,000	0	0.00%	0.00%		0.00%
463,906	N/A	507,000		507,000	0	0.00%	0.00%		0.00%
481,803	N/A	507,000		507,000	0	0.00%	0.00%		0.00%
452,576	N/A	507,000		507,000	0	0.00%	0.00%		0.00%
484,781	N/A	507,000		507,000	0	0.00%	0.00%		0.00%
489,307	N/A	507,000		507,000	0	0.00%	0.00%		0.00%
488,992	N/A	507,000		507,000	0	0.00%	0.00%		0.00%
482,708	N/A	507,000		507,000	0	0.00%	0.00%		0.00%
496,078	N/A	507,000		507,000	0	0.00%	0.00%		0.00%
507,531	N/A	507,000		507,000	0	0.00%	0.00%		0.00%
482,377	N/A	507,000		507,000	0	0.00%	0.00%		0.00%
456,724	N/A	507,000		507,000	0	0.00%	0.00%		0.00%
409,914	N/A	507,000		507,000	0	0.00%	0.00%		0.00%
371,124	N/A	507,000		507,000	0	0.00%	0.00%		0.00%
377,307	N/A	507,000		507,000	0	0.00%	0.00%		0.00%
406,695	N/A	507,000		507,000	0	0.00%	0.00%		0.00%
357,894	N/A	507,000		507,000	0	0.00%	0.00%		0.00%
336,781	N/A	507,000		507,000	0	0.00%	0.00%		0.00%
367,219	N/A	507,000		507,000	0	0.00%	0.00%		0.00%
379,944	N/A	507,000		507,000	0	0.00%	0.00%		0.00%
438,182	N/A	507,000		507,000	0	0.00%	0.00%		0.00%
440,201	N/A	507,000		507,000	0	0.00%	0.00%		0.00%
425,875	N/A	507,000		507,000	0	0.00%	0.00%		0.00%
431,084	N/A	507,000		507,000	0	0.00%	0.00%		0.00%
418,647	N/A	507,000		507,000	0	0.00%	0.00%		0.00%
416,342	N/A	507,000		507,000	0	0.00%	0.00%		0.00%
402,112	N/A	507,000		507,000	0	0.00%	0.00%		0.00%
440,460	N/A	507,000		507,000	0	0.00%	0.00%		0.00%
479,172	N/A	507,000		507,000	0	0.00%	0.00%		0.00%
482,203	N/A	507,000		507,000	0	0.00%	0.00%		0.00%
479,150	N/A	507,000		507,000	0	0.00%	0.00%		0.00%
461,193	N/A	507,000		507,000	0	0.00%	0.00%		0.00%
494,371	N/A	507,000		507,000	0	0.00%	0.00%		0.00%
482,447	N/A	507,000		507,000	0	0.00%	0.00%		0.00%
433,464	N/A	507,000		507,000	0	0.00%	0.00%		0.00%
469,757	N/A	507,000		507,000	0	0.00%	0.00%		0.00%
452,942	N/A	507,000		507,000	0	0.00%	0.00%		0.00%
446,848	N/A	507,000		507,000	0	0.00%	0.00%		0.00%
471,983	N/A	507,000		507,000	0	0.00%	0.00%		0.00%
426,751	N/A	507,000		507,000	0	0.00%	0.00%		0.00%
394,240	N/A	507,000		507,000	0	0.00%	0.00%		0.00%
386,397	N/A	507,000		507,000	0	0.00%	0.00%		0.00%
408,238	N/A	507,000		507,000	0	0.00%	0.00%		0.00%
424,972	N/A	507,000		507,000	0	0.00%	0.00%		0.00%
471,074	N/A	507,000		507,000	0	0.00%	0.00%		0.00%
477,540	N/A	507,000		507,000	0	0.00%	0.00%		0.00%
449,210	N/A	507,000		507,000	0	0.00%	0.00%		0.00%
465,684	N/A	507,000		507,000	0	0.00%	0.00%		0.00%
482,492	N/A	507,000		507,000	0	0.00%	0.00%		0.00%
486,867	N/A	507,000		507,000	0	0.00%	0.00%		0.00%
493,484	N/A	507,000		507,000	0	0.00%	0.00%		0.00%
446,692	N/A	507,000		507,000	0	0.00%	0.00%		0.00%
389,531	N/A	507,000		507,000	0	0.00%	0.00%		0.00%
419,554	N/A	507,000		507,000	0	0.00%	0.00%		0.00%

451,723	N/A	507,000	507,000	0	0.00%	0.00%	0.00%
457,158	N/A	507,000	507,000	0	0.00%	0.00%	0.00%
454,820	N/A	507,000	507,000	0	0.00%	0.00%	0.00%
446,977	N/A	507,000	507,000	0	0.00%	0.00%	0.00%
449,297	N/A	507,000	507,000	0	0.00%	0.00%	0.00%
450,772	N/A	507,000	507,000	0	0.00%	0.00%	0.00%
416,605	N/A	507,000	507,000	0	0.00%	0.00%	0.00%
447,605	N/A	507,000	507,000	0	0.00%	0.00%	0.00%
468,541	N/A	507,000	507,000	0	0.00%	0.00%	0.00%
425,232	N/A	507,000	507,000	0	0.00%	0.00%	0.00%
369,249	N/A	507,000	507,000	0	0.00%	0.00%	0.00%
328,044	N/A	507,000	507,000	0	0.00%	0.00%	0.00%
325,193	N/A	507,000	507,000	0	0.00%	0.00%	0.00%
329,815	N/A	507,000	507,000	0	0.00%	0.00%	0.00%
388,455	N/A	507,000	507,000	0	0.00%	0.00%	0.00%
411,729	N/A	507,000	507,000	0	0.00%	0.00%	0.00%
449,006	N/A	507,000	507,000	0	0.00%	0.00%	0.00%
436,266	N/A	507,000	507,000	0	0.00%	0.00%	0.00%
437,453	N/A	507,000	507,000	0	0.00%	0.00%	0.00%
447,083	N/A	507,000	507,000	0	0.00%	0.00%	0.00%
463,911	N/A	507,000	507,000	0	0.00%	0.00%	0.00%
457,983	N/A	507,000	507,000	0	0.00%	0.00%	0.00%
472,072	N/A	507,000	507,000	0	0.00%	0.00%	0.00%
437,236	N/A	507,000	507,000	0	0.00%	0.00%	0.00%
431,647	N/A	507,000	507,000	0	0.00%	0.00%	0.00%
413,230	N/A	507,000	507,000	0	0.00%	0.00%	0.00%
440,241	N/A	507,000	507,000	0	0.00%	0.00%	0.00%
487,739	N/A	507,000	507,000	0	0.00%	0.00%	0.00%
484,034	N/A	507,000	507,000	0	0.00%	0.00%	0.00%
442,553	N/A	507,000	507,000	0	0.00%	0.00%	0.00%
449,731	N/A	507,000	507,000	0	0.00%	0.00%	0.00%
460,369	N/A	507,000	507,000	0	0.00%	0.00%	0.00%
485,908	N/A	507,000	507,000	0	0.00%	0.00%	0.00%
466,988	N/A	507,000	507,000	0	0.00%	0.00%	0.00%
410,859	N/A	507,000	507,000	0	0.00%	0.00%	0.00%
364,050	N/A	507,000	507,000	0	0.00%	0.00%	0.00%
380,683	N/A	507,000	507,000	0	0.00%	0.00%	0.00%
368,111	N/A	507,000	507,000	0	0.00%	0.00%	0.00%
399,127	N/A	507,000	507,000	0	0.00%	0.00%	0.00%
373,774	N/A	507,000	507,000	0	0.00%	0.00%	0.00%
370,019	N/A	507,000	507,000	0	0.00%	0.00%	0.00%
372,580	N/A	507,000	507,000	0	0.00%	0.00%	0.00%
372,628	N/A	507,000	507,000	0	0.00%	0.00%	0.00%
376,011	N/A	507,000	507,000	0	0.00%	0.00%	0.00%
398,479	N/A	507,000	507,000	0	0.00%	0.00%	0.00%
430,117	N/A	507,000	507,000	0	0.00%	0.00%	0.00%
447,131	N/A	507,000	507,000	0	0.00%	0.00%	0.00%
482,741	N/A	507,000	507,000	0	0.00%	0.00%	0.00%
479,907	N/A	507,000	507,000	0	0.00%	0.00%	0.00%
464,580	N/A	507,000	507,000	0	0.00%	0.00%	0.00%
435,908	N/A	507,000	507,000	0	0.00%	0.00%	0.00%
466,590	N/A	507,000	507,000	0	0.00%	0.00%	0.00%
454,536	N/A	507,000	507,000	0	0.00%	0.00%	0.00%
435,789	N/A	507,000	507,000	0	0.00%	0.00%	0.00%
450,029	N/A	507,000	507,000	0	0.00%	0.00%	0.00%
465,700	N/A	507,000	507,000	0	0.00%	0.00%	0.00%
441,209	N/A	507,000	507,000	0	0.00%	0.00%	0.00%
383,077	N/A	507,000	507,000	0	0.00%	0.00%	0.00%
349,224	N/A	507,000	507,000	0	0.00%	0.00%	0.00%
355,540	N/A	507,000	507,000	0	0.00%	0.00%	0.00%
374,926	N/A	507,000	507,000	0	0.00%	0.00%	0.00%
340,046	N/A	507,000	507,000	0	0.00%	0.00%	0.00%
394,206	N/A	507,000	507,000	0	0.00%	0.00%	0.00%
433,725	N/A	507,000	507,000	0	0.00%	0.00%	0.00%
438,258	N/A	507,000	507,000	0	0.00%	0.00%	0.00%
449,139	N/A	507,000	507,000	0	0.00%	0.00%	0.00%
454,883	N/A	507,000	507,000	0	0.00%	0.00%	0.00%
469,408	N/A	507,000	507,000	0	0.00%	0.00%	0.00%
482,961	N/A	507,000	507,000	0	0.00%	0.00%	0.00%
481,857	N/A	507,000	507,000	0	0.00%	0.00%	0.00%
470,023	N/A	507,000	507,000	0	0.00%	0.00%	0.00%
474,818	N/A	507,000	507,000	0	0.00%	0.00%	0.00%
453,814	N/A	507,000	507,000	0	0.00%	0.00%	0.00%
454,272	N/A	507,000	507,000	0	0.00%	0.00%	0.00%
469,552	N/A	507,000	507,000	0	0.00%	0.00%	0.00%
452,523	N/A	507,000	507,000	0	0.00%	0.00%	0.00%
442,280	N/A	507,000	507,000	0	0.00%	0.00%	0.00%
429,887	N/A	507,000	507,000	0	0.00%	0.00%	0.00%
390,882	N/A	507,000	507,000	0	0.00%	0.00%	0.00%
371,950	N/A	507,000	507,000	0	0.00%	0.00%	0.00%
376,279	N/A	507,000	507,000	0	0.00%	0.00%	0.00%
405,322	N/A	507,000	507,000	0	0.00%	0.00%	0.00%
399,177	N/A	507,000	507,000	0	0.00%	0.00%	0.00%
411,009	N/A	507,000	507,000	0	0.00%	0.00%	0.00%
435,007	N/A	507,000	507,000	0	0.00%	0.00%	0.00%
442,732	N/A	507,000	507,000	0	0.00%	0.00%	0.00%
423,124	N/A	507,000	507,000	0	0.00%	0.00%	0.00%
430,400	N/A	507,000	507,000	0	0.00%	0.00%	0.00%
404,095	N/A	507,000	507,000	0	0.00%	0.00%	0.00%
448,072	N/A	507,000	507,000	0	0.00%	0.00%	0.00%
483,192	N/A	507,000	507,000	0	0.00%	0.00%	0.00%
473,670	N/A	507,000	507,000	0	0.00%	0.00%	0.00%
472,182	N/A	507,000	507,000	0	0.00%	0.00%	0.00%
454,126	N/A	507,000	507,000	0	0.00%	0.00%	0.00%
417,121	N/A	507,000	507,000	0	0.00%	0.00%	0.00%
438,347	N/A	507,000	507,000	0	0.00%	0.00%	0.00%
455,764	N/A	507,000	507,000	0	0.00%	0.00%	0.00%
470,427	N/A	507,000	507,000	0	0.00%	0.00%	0.00%

494,581	N/A	507,000	507,000	0	0.00%	0.00%	0.00%
466,714	N/A	507,000	507,000	0	0.00%	0.00%	0.00%
423,743	N/A	507,000	507,000	0	0.00%	0.00%	0.00%
406,882	N/A	507,000	507,000	0	0.00%	0.00%	0.00%
365,880	N/A	507,000	507,000	0	0.00%	0.00%	0.00%
337,808	N/A	507,000	507,000	0	0.00%	0.00%	0.00%
321,120	N/A	507,000	507,000	0	0.00%	0.00%	0.00%
358,208	N/A	507,000	507,000	0	0.00%	0.00%	0.00%
342,642	N/A	507,000	507,000	0	0.00%	0.00%	0.00%
353,869	N/A	507,000	507,000	0	0.00%	0.00%	0.00%
388,755	N/A	507,000	507,000	0	0.00%	0.00%	0.00%
398,363	N/A	507,000	507,000	0	0.00%	0.00%	0.00%
402,469	N/A	507,000	507,000	0	0.00%	0.00%	0.00%
402,856	N/A	507,000	507,000	0	0.00%	0.00%	0.00%
374,872	N/A	507,000	507,000	0	0.00%	0.00%	0.00%
374,701	N/A	507,000	507,000	0	0.00%	0.00%	0.00%
412,160	N/A	507,000	507,000	0	0.00%	0.00%	0.00%
390,032	N/A	507,000	507,000	0	0.00%	0.00%	0.00%
349,304	N/A	507,000	507,000	0	0.00%	0.00%	0.00%
352,752	N/A	507,000	507,000	0	0.00%	0.00%	0.00%
394,906	N/A	507,000	507,000	0	0.00%	0.00%	0.00%
407,160	N/A	507,000	507,000	0	0.00%	0.00%	0.00%
411,384	N/A	507,000	507,000	0	0.00%	0.00%	0.00%
442,813	N/A	507,000	507,000	0	0.00%	0.00%	0.00%
431,397	N/A	507,000	507,000	0	0.00%	0.00%	0.00%
438,444	N/A	507,000	507,000	0	0.00%	0.00%	0.00%
436,460	N/A	507,000	507,000	0	0.00%	0.00%	0.00%
443,908	N/A	507,000	507,000	0	0.00%	0.00%	0.00%
415,600	N/A	507,000	507,000	0	0.00%	0.00%	0.00%
387,254	N/A	507,000	507,000	0	0.00%	0.00%	0.00%
385,693	N/A	507,000	507,000	0	0.00%	0.00%	0.00%
378,512	N/A	507,000	507,000	0	0.00%	0.00%	0.00%
338,583	N/A	507,000	507,000	0	0.00%	0.00%	0.00%
341,905	N/A	507,000	507,000	0	0.00%	0.00%	0.00%
373,086	N/A	507,000	507,000	0	0.00%	0.00%	0.00%
390,775	N/A	507,000	507,000	0	0.00%	0.00%	0.00%
438,190	N/A	507,000	507,000	0	0.00%	0.00%	0.00%
324,826	N/A	507,000	507,000	0	0.00%	0.00%	0.00%
337,074	N/A	507,000	507,000	0	0.00%	0.00%	0.00%
374,939	N/A	507,000	507,000	0	0.00%	0.00%	0.00%
389,418	N/A	507,000	507,000	0	0.00%	0.00%	0.00%
419,273	N/A	507,000	507,000	0	0.00%	0.00%	0.00%
469,338	N/A	507,000	507,000	0	0.00%	0.00%	0.00%
450,185	N/A	507,000	507,000	0	0.00%	0.00%	0.00%
435,671	N/A	507,000	507,000	0	0.00%	0.00%	0.00%
447,139	N/A	507,000	507,000	0	0.00%	0.00%	0.00%
446,430	N/A	507,000	507,000	0	0.00%	0.00%	0.00%
454,361	N/A	507,000	507,000	0	0.00%	0.00%	0.00%
380,703	N/A	507,000	507,000	0	0.00%	0.00%	0.00%
318,993	N/A	507,000	507,000	0	0.00%	0.00%	0.00%
285,798	N/A	507,000	507,000	0	0.00%	0.00%	0.00%
410,117	N/A	507,000	507,000	0	0.00%	0.00%	0.00%
412,556	N/A	507,000	507,000	0	0.00%	0.00%	0.00%
384,204	N/A	507,000	507,000	0	0.00%	0.00%	0.00%
339,644	N/A	507,000	507,000	0	0.00%	0.00%	0.00%
293,848	N/A	507,000	507,000	0	0.00%	0.00%	0.00%
275,425	N/A	507,000	507,000	0	0.00%	0.00%	0.00%
275,569	N/A	507,000	507,000	0	0.00%	0.00%	0.00%
283,018	N/A	507,000	507,000	0	0.00%	0.00%	0.00%
291,282	N/A	507,000	507,000	0	0.00%	0.00%	0.00%
363,032	N/A	507,000	507,000	0	0.00%	0.00%	0.00%
435,071	N/A	507,000	507,000	0	0.00%	0.00%	0.00%
453,983	N/A	507,000	507,000	0	0.00%	0.00%	0.00%
449,665	N/A	507,000	507,000	0	0.00%	0.00%	0.00%
464,181	N/A	507,000	507,000	0	0.00%	0.00%	0.00%
466,405	N/A	507,000	507,000	0	0.00%	0.00%	0.00%
448,224	N/A	507,000	507,000	0	0.00%	0.00%	0.00%
448,036	N/A	507,000	507,000	0	0.00%	0.00%	0.00%
486,629	N/A	507,000	507,000	0	0.00%	0.00%	0.00%
486,264	N/A	507,000	507,000	0	0.00%	0.00%	0.00%
473,858	N/A	507,000	507,000	0	0.00%	0.00%	0.00%
465,840	N/A	507,000	507,000	0	0.00%	0.00%	0.00%
486,656	N/A	507,000	507,000	0	0.00%	0.00%	0.00%
483,562	N/A	507,000	507,000	0	0.00%	0.00%	0.00%
452,597	N/A	507,000	507,000	0	0.00%	0.00%	0.00%
462,995	N/A	507,000	507,000	0	0.00%	0.00%	0.00%
384,898	N/A	507,000	507,000	0	0.00%	0.00%	0.00%
403,629	N/A	507,000	507,000	0	0.00%	0.00%	0.00%
446,135	N/A	507,000	507,000	0	0.00%	0.00%	0.00%
392,031	N/A	507,000	507,000	0	0.00%	0.00%	0.00%
341,846	N/A	507,000	507,000	0	0.00%	0.00%	0.00%
303,811	N/A	507,000	507,000	0	0.00%	0.00%	0.00%
292,816	N/A	507,000	507,000	0	0.00%	0.00%	0.00%
275,215	N/A	507,000	507,000	0	0.00%	0.00%	0.00%
280,145	N/A	507,000	507,000	0	0.00%	0.00%	0.00%
302,656	N/A	507,000	507,000	0	0.00%	0.00%	0.00%
345,281	N/A	507,000	507,000	0	0.00%	0.00%	0.00%
363,371	N/A	507,000	507,000	0	0.00%	0.00%	0.00%
378,291	N/A	507,000	507,000	0	0.00%	0.00%	0.00%
420,678	N/A	507,000	507,000	0	0.00%	0.00%	0.00%
428,549	N/A	507,000	507,000	0	0.00%	0.00%	0.00%
481,719	N/A	507,000	507,000	0	0.00%	0.00%	0.00%
440,929	N/A	507,000	507,000	0	0.00%	0.00%	0.00%
379,096	N/A	507,000	507,000	0	0.00%	0.00%	0.00%
401,195	N/A	507,000	507,000	0	0.00%	0.00%	0.00%
413,147	N/A	507,000	507,000	0	0.00%	0.00%	0.00%
435,987	N/A	507,000	507,000	0	0.00%	0.00%	0.00%
471,599	N/A	507,000	507,000	0	0.00%	0.00%	0.00%

483,782	N/A	507,000	507,000	0	0.00%	0.00%	0.00%
486,175	N/A	507,000	507,000	0	0.00%	0.00%	0.00%
472,594	N/A	507,000	507,000	0	0.00%	0.00%	0.00%
436,251	N/A	507,000	507,000	0	0.00%	0.00%	0.00%
399,216	N/A	507,000	507,000	0	0.00%	0.00%	0.00%
337,713	N/A	507,000	507,000	0	0.00%	0.00%	0.00%
289,450	N/A	507,000	507,000	0	0.00%	0.00%	0.00%
276,938	N/A	507,000	507,000	0	0.00%	0.00%	0.00%
275,591	N/A	507,000	507,000	0	0.00%	0.00%	0.00%
272,509	N/A	507,000	507,000	0	0.00%	0.00%	0.00%
276,608	N/A	507,000	507,000	0	0.00%	0.00%	0.00%
302,889	N/A	507,000	507,000	0	0.00%	0.00%	0.00%
339,260	N/A	507,000	507,000	0	0.00%	0.00%	0.00%
356,442	N/A	507,000	507,000	0	0.00%	0.00%	0.00%
381,771	N/A	507,000	507,000	0	0.00%	0.00%	0.00%
379,964	N/A	507,000	507,000	0	0.00%	0.00%	0.00%
387,486	N/A	507,000	507,000	0	0.00%	0.00%	0.00%
422,615	N/A	507,000	507,000	0	0.00%	0.00%	0.00%
310,472	N/A	507,000	507,000	0	0.00%	0.00%	0.00%
349,866	N/A	507,000	507,000	0	0.00%	0.00%	0.00%
389,608	N/A	507,000	507,000	0	0.00%	0.00%	0.00%
422,686	N/A	507,000	507,000	0	0.00%	0.00%	0.00%
419,008	N/A	507,000	507,000	0	0.00%	0.00%	0.00%
412,522	N/A	507,000	507,000	0	0.00%	0.00%	0.00%
425,654	N/A	507,000	507,000	0	0.00%	0.00%	0.00%
383,579	N/A	507,000	507,000	0	0.00%	0.00%	0.00%
378,811	N/A	507,000	507,000	0	0.00%	0.00%	0.00%
378,149	N/A	507,000	507,000	0	0.00%	0.00%	0.00%
386,287	N/A	507,000	507,000	0	0.00%	0.00%	0.00%
341,455	N/A	507,000	507,000	0	0.00%	0.00%	0.00%
333,720	N/A	507,000	507,000	0	0.00%	0.00%	0.00%
341,180	N/A	507,000	507,000	0	0.00%	0.00%	0.00%
400,315	N/A	507,000	507,000	0	0.00%	0.00%	0.00%
385,298	N/A	507,000	507,000	0	0.00%	0.00%	0.00%
357,414	N/A	507,000	507,000	0	0.00%	0.00%	0.00%
358,669	N/A	507,000	507,000	0	0.00%	0.00%	0.00%
399,173	N/A	507,000	507,000	0	0.00%	0.00%	0.00%
399,103	N/A	507,000	507,000	0	0.00%	0.00%	0.00%
405,417	N/A	507,000	507,000	0	0.00%	0.00%	0.00%
355,979	N/A	507,000	507,000	0	0.00%	0.00%	0.00%
377,460	N/A	507,000	507,000	0	0.00%	0.00%	0.00%
395,297	N/A	507,000	507,000	0	0.00%	0.00%	0.00%
439,772	N/A	507,000	507,000	0	0.00%	0.00%	0.00%
476,654	N/A	507,000	507,000	0	0.00%	0.00%	0.00%
444,759	N/A	507,000	507,000	0	0.00%	0.00%	0.00%
442,923	N/A	507,000	507,000	0	0.00%	0.00%	0.00%
489,453	N/A	507,000	507,000	0	0.00%	0.00%	0.00%
487,801	N/A	507,000	507,000	0	0.00%	0.00%	0.00%
491,338	N/A	507,000	507,000	0	0.00%	0.00%	0.00%
486,575	N/A	507,000	507,000	0	0.00%	0.00%	0.00%
486,658	N/A	507,000	507,000	0	0.00%	0.00%	0.00%
487,585	N/A	507,000	507,000	0	0.00%	0.00%	0.00%
487,562	N/A	507,000	507,000	0	0.00%	0.00%	0.00%
477,101	N/A	507,000	507,000	0	0.00%	0.00%	0.00%
429,464	N/A	507,000	507,000	0	0.00%	0.00%	0.00%
399,899	N/A	507,000	507,000	0	0.00%	0.00%	0.00%
424,551	N/A	507,000	507,000	0	0.00%	0.00%	0.00%
422,403	N/A	507,000	507,000	0	0.00%	0.00%	0.00%
481,379	N/A	507,000	507,000	0	0.00%	0.00%	0.00%
488,443	N/A	507,000	507,000	0	0.00%	0.00%	0.00%
487,721	N/A	507,000	507,000	0	0.00%	0.00%	0.00%
487,143	N/A	507,000	507,000	0	0.00%	0.00%	0.00%
488,095	N/A	507,000	507,000	0	0.00%	0.00%	0.00%
485,578	N/A	507,000	507,000	0	0.00%	0.00%	0.00%
485,202	N/A	507,000	507,000	0	0.00%	0.00%	0.00%
487,668	N/A	507,000	507,000	0	0.00%	0.00%	0.00%
487,800	N/A	507,000	507,000	0	0.00%	0.00%	0.00%
485,694	N/A	507,000	507,000	0	0.00%	0.00%	0.00%
486,193	N/A	507,000	507,000	0	0.00%	0.00%	0.00%
457,129	N/A	507,000	507,000	0	0.00%	0.00%	0.00%
484,029	N/A	507,000	507,000	0	0.00%	0.00%	0.00%
486,530	N/A	507,000	507,000	0	0.00%	0.00%	0.00%
487,140	N/A	507,000	507,000	0	0.00%	0.00%	0.00%
482,593	N/A	507,000	507,000	0	0.00%	0.00%	0.00%
463,806	N/A	507,000	507,000	0	0.00%	0.00%	0.00%
459,868	N/A	507,000	507,000	0	0.00%	0.00%	0.00%
389,103	N/A	507,000	507,000	0	0.00%	0.00%	0.00%
321,089	N/A	507,000	507,000	0	0.00%	0.00%	0.00%
278,823	N/A	507,000	507,000	0	0.00%	0.00%	0.00%
275,367	N/A	507,000	507,000	0	0.00%	0.00%	0.00%
299,447	N/A	507,000	507,000	0	0.00%	0.00%	0.00%
421,428	N/A	507,000	507,000	0	0.00%	0.00%	0.00%
479,543	N/A	507,000	507,000	0	0.00%	0.00%	0.00%
487,838	N/A	507,000	507,000	0	0.00%	0.00%	0.00%
488,728	N/A	507,000	507,000	0	0.00%	0.00%	0.00%
486,701	N/A	507,000	507,000	0	0.00%	0.00%	0.00%
483,184	N/A	507,000	507,000	0	0.00%	0.00%	0.00%
471,185	N/A	507,000	507,000	0	0.00%	0.00%	0.00%
485,201	N/A	507,000	507,000	0	0.00%	0.00%	0.00%
485,683	N/A	507,000	507,000	0	0.00%	0.00%	0.00%
486,684	N/A	507,000	507,000	0	0.00%	0.00%	0.00%
488,330	N/A	507,000	507,000	0	0.00%	0.00%	0.00%
487,638	N/A	507,000	507,000	0	0.00%	0.00%	0.00%
472,044	N/A	507,000	507,000	0	0.00%	0.00%	0.00%
485,985	N/A	507,000	507,000	0	0.00%	0.00%	0.00%
485,663	N/A	507,000	507,000	0	0.00%	0.00%	0.00%
487,501	N/A	507,000	507,000	0	0.00%	0.00%	0.00%
484,433	N/A	507,000	507,000	0	0.00%	0.00%	0.00%

484,456	N/A	507,000	507,000	0	0.00%	0.00%	0.00%
473,161	N/A	507,000	507,000	0	0.00%	0.00%	0.00%
384,837	N/A	507,000	507,000	0	0.00%	0.00%	0.00%
314,121	N/A	507,000	507,000	0	0.00%	0.00%	0.00%
278,588	N/A	507,000	507,000	0	0.00%	0.00%	0.00%
275,636	N/A	507,000	507,000	0	0.00%	0.00%	0.00%
302,363	N/A	507,000	507,000	0	0.00%	0.00%	0.00%
316,258	N/A	507,000	507,000	0	0.00%	0.00%	0.00%
392,821	N/A	507,000	507,000	0	0.00%	0.00%	0.00%
470,157	N/A	507,000	507,000	0	0.00%	0.00%	0.00%
486,685	N/A	507,000	507,000	0	0.00%	0.00%	0.00%
487,522	N/A	507,000	507,000	0	0.00%	0.00%	0.00%
488,531	N/A	507,000	507,000	0	0.00%	0.00%	0.00%
486,585	N/A	507,000	507,000	0	0.00%	0.00%	0.00%
487,292	N/A	507,000	507,000	0	0.00%	0.00%	0.00%
486,555	N/A	507,000	507,000	0	0.00%	0.00%	0.00%
486,440	N/A	507,000	507,000	0	0.00%	0.00%	0.00%
486,808	N/A	507,000	507,000	0	0.00%	0.00%	0.00%
485,838	N/A	507,000	507,000	0	0.00%	0.00%	0.00%
486,502	N/A	507,000	507,000	0	0.00%	0.00%	0.00%
485,075	N/A	507,000	507,000	0	0.00%	0.00%	0.00%
465,662	N/A	507,000	507,000	0	0.00%	0.00%	0.00%
461,031	N/A	507,000	507,000	0	0.00%	0.00%	0.00%
451,061	N/A	507,000	507,000	0	0.00%	0.00%	0.00%
451,163	N/A	507,000	507,000	0	0.00%	0.00%	0.00%
438,058	N/A	507,000	507,000	0	0.00%	0.00%	0.00%
423,018	N/A	507,000	507,000	0	0.00%	0.00%	0.00%
342,034	N/A	507,000	507,000	0	0.00%	0.00%	0.00%
291,629	N/A	507,000	507,000	0	0.00%	0.00%	0.00%
275,646	N/A	507,000	507,000	0	0.00%	0.00%	0.00%
284,899	N/A	507,000	507,000	0	0.00%	0.00%	0.00%
292,856	N/A	507,000	507,000	0	0.00%	0.00%	0.00%
361,328	N/A	507,000	507,000	0	0.00%	0.00%	0.00%
451,037	N/A	507,000	507,000	0	0.00%	0.00%	0.00%
450,366	N/A	507,000	507,000	0	0.00%	0.00%	0.00%
444,749	N/A	507,000	507,000	0	0.00%	0.00%	0.00%
462,592	N/A	507,000	507,000	0	0.00%	0.00%	0.00%
449,554	N/A	507,000	507,000	0	0.00%	0.00%	0.00%
463,699	N/A	507,000	507,000	0	0.00%	0.00%	0.00%
482,469	N/A	507,000	507,000	0	0.00%	0.00%	0.00%
485,280	N/A	507,000	507,000	0	0.00%	0.00%	0.00%
486,294	N/A	507,000	507,000	0	0.00%	0.00%	0.00%
487,763	N/A	507,000	507,000	0	0.00%	0.00%	0.00%
475,490	N/A	507,000	507,000	0	0.00%	0.00%	0.00%
478,743	N/A	507,000	507,000	0	0.00%	0.00%	0.00%
463,894	N/A	507,000	507,000	0	0.00%	0.00%	0.00%
444,286	N/A	507,000	507,000	0	0.00%	0.00%	0.00%
474,378	N/A	507,000	507,000	0	0.00%	0.00%	0.00%
483,158	N/A	507,000	507,000	0	0.00%	0.00%	0.00%
480,524	N/A	507,000	507,000	0	0.00%	0.00%	0.00%
433,305	N/A	507,000	507,000	0	0.00%	0.00%	0.00%
353,266	N/A	507,000	507,000	0	0.00%	0.00%	0.00%
298,904	N/A	507,000	507,000	0	0.00%	0.00%	0.00%
275,558	N/A	507,000	507,000	0	0.00%	0.00%	0.00%
308,311	N/A	507,000	507,000	0	0.00%	0.00%	0.00%
282,264	N/A	507,000	507,000	0	0.00%	0.00%	0.00%
280,365	N/A	507,000	507,000	0	0.00%	0.00%	0.00%
314,539	N/A	507,000	507,000	0	0.00%	0.00%	0.00%
356,821	N/A	507,000	507,000	0	0.00%	0.00%	0.00%
362,803	N/A	507,000	507,000	0	0.00%	0.00%	0.00%
377,452	N/A	507,000	507,000	0	0.00%	0.00%	0.00%
401,067	N/A	507,000	507,000	0	0.00%	0.00%	0.00%
435,207	N/A	507,000	507,000	0	0.00%	0.00%	0.00%
472,963	N/A	507,000	507,000	0	0.00%	0.00%	0.00%
479,524	N/A	507,000	507,000	0	0.00%	0.00%	0.00%
478,969	N/A	507,000	507,000	0	0.00%	0.00%	0.00%
428,294	N/A	507,000	507,000	0	0.00%	0.00%	0.00%
460,462	N/A	507,000	507,000	0	0.00%	0.00%	0.00%
482,104	N/A	507,000	507,000	0	0.00%	0.00%	0.00%
481,688	N/A	507,000	507,000	0	0.00%	0.00%	0.00%
473,623	N/A	507,000	507,000	0	0.00%	0.00%	0.00%
457,061	N/A	507,000	507,000	0	0.00%	0.00%	0.00%
478,735	N/A	507,000	507,000	0	0.00%	0.00%	0.00%
467,972	N/A	507,000	507,000	0	0.00%	0.00%	0.00%
431,876	N/A	507,000	507,000	0	0.00%	0.00%	0.00%
432,898	N/A	507,000	507,000	0	0.00%	0.00%	0.00%
413,511	N/A	507,000	507,000	0	0.00%	0.00%	0.00%
365,727	N/A	507,000	507,000	0	0.00%	0.00%	0.00%
342,782	N/A	507,000	507,000	0	0.00%	0.00%	0.00%
285,104	N/A	507,000	507,000	0	0.00%	0.00%	0.00%
278,008	N/A	507,000	507,000	0	0.00%	0.00%	0.00%
298,136	N/A	507,000	507,000	0	0.00%	0.00%	0.00%
328,608	N/A	507,000	507,000	0	0.00%	0.00%	0.00%
377,776	N/A	507,000	507,000	0	0.00%	0.00%	0.00%
348,839	N/A	507,000	507,000	0	0.00%	0.00%	0.00%
386,212	N/A	507,000	507,000	0	0.00%	0.00%	0.00%
408,193	N/A	507,000	507,000	0	0.00%	0.00%	0.00%
459,338	N/A	507,000	507,000	0	0.00%	0.00%	0.00%
487,186	N/A	507,000	507,000	0	0.00%	0.00%	0.00%
487,323	N/A	507,000	507,000	0	0.00%	0.00%	0.00%
487,045	N/A	507,000	507,000	0	0.00%	0.00%	0.00%
477,552	N/A	507,000	507,000	0	0.00%	0.00%	0.00%
469,025	N/A	507,000	507,000	0	0.00%	0.00%	0.00%
482,733	N/A	507,000	507,000	0	0.00%	0.00%	0.00%
486,145	N/A	507,000	507,000	0	0.00%	0.00%	0.00%
464,426	N/A	507,000	507,000	0	0.00%	0.00%	0.00%
474,088	N/A	507,000	507,000	0	0.00%	0.00%	0.00%
487,083	N/A	507,000	507,000	0	0.00%	0.00%	0.00%

435,025	N/A	507,000	507,000	0	0.00%	0.00%	0.00%
365,950	N/A	507,000	507,000	0	0.00%	0.00%	0.00%
315,946	N/A	507,000	507,000	0	0.00%	0.00%	0.00%
293,817	N/A	507,000	507,000	0	0.00%	0.00%	0.00%
337,705	N/A	507,000	507,000	0	0.00%	0.00%	0.00%
364,445	N/A	507,000	507,000	0	0.00%	0.00%	0.00%
438,699	N/A	507,000	507,000	0	0.00%	0.00%	0.00%
486,997	N/A	507,000	507,000	0	0.00%	0.00%	0.00%
486,468	N/A	507,000	507,000	0	0.00%	0.00%	0.00%
486,490	N/A	507,000	507,000	0	0.00%	0.00%	0.00%
486,176	N/A	507,000	507,000	0	0.00%	0.00%	0.00%
487,178	N/A	507,000	507,000	0	0.00%	0.00%	0.00%
487,091	N/A	507,000	507,000	0	0.00%	0.00%	0.00%
487,918	N/A	507,000	507,000	0	0.00%	0.00%	0.00%
487,260	N/A	507,000	507,000	0	0.00%	0.00%	0.00%
486,961	N/A	507,000	507,000	0	0.00%	0.00%	0.00%
486,253	N/A	507,000	507,000	0	0.00%	0.00%	0.00%
486,033	N/A	507,000	507,000	0	0.00%	0.00%	0.00%
484,795	N/A	507,000	507,000	0	0.00%	0.00%	0.00%
486,118	N/A	507,000	507,000	0	0.00%	0.00%	0.00%
484,422	N/A	507,000	507,000	0	0.00%	0.00%	0.00%
451,780	N/A	507,000	507,000	0	0.00%	0.00%	0.00%
463,311	N/A	507,000	507,000	0	0.00%	0.00%	0.00%
487,039	N/A	507,000	507,000	0	0.00%	0.00%	0.00%
443,117	N/A	507,000	507,000	0	0.00%	0.00%	0.00%
377,954	N/A	507,000	507,000	0	0.00%	0.00%	0.00%
333,867	N/A	507,000	507,000	0	0.00%	0.00%	0.00%
318,892	N/A	507,000	507,000	0	0.00%	0.00%	0.00%
358,372	N/A	507,000	507,000	0	0.00%	0.00%	0.00%
384,512	N/A	507,000	507,000	0	0.00%	0.00%	0.00%
452,863	N/A	507,000	507,000	0	0.00%	0.00%	0.00%
487,279	N/A	507,000	507,000	0	0.00%	0.00%	0.00%
486,345	N/A	507,000	507,000	0	0.00%	0.00%	0.00%
486,224	N/A	507,000	507,000	0	0.00%	0.00%	0.00%
488,361	N/A	507,000	507,000	0	0.00%	0.00%	0.00%
478,185	N/A	507,000	507,000	0	0.00%	0.00%	0.00%
484,408	N/A	507,000	507,000	0	0.00%	0.00%	0.00%
487,853	N/A	507,000	507,000	0	0.00%	0.00%	0.00%
486,997	N/A	507,000	507,000	0	0.00%	0.00%	0.00%
486,452	N/A	507,000	507,000	0	0.00%	0.00%	0.00%
486,314	N/A	507,000	507,000	0	0.00%	0.00%	0.00%
486,836	N/A	507,000	507,000	0	0.00%	0.00%	0.00%
484,304	N/A	507,000	507,000	0	0.00%	0.00%	0.00%
486,424	N/A	507,000	507,000	0	0.00%	0.00%	0.00%
486,225	N/A	507,000	507,000	0	0.00%	0.00%	0.00%
483,484	N/A	507,000	507,000	0	0.00%	0.00%	0.00%
479,469	N/A	507,000	507,000	0	0.00%	0.00%	0.00%
486,074	N/A	507,000	507,000	0	0.00%	0.00%	0.00%
484,183	N/A	507,000	507,000	0	0.00%	0.00%	0.00%
433,534	N/A	507,000	507,000	0	0.00%	0.00%	0.00%
398,423	N/A	507,000	507,000	0	0.00%	0.00%	0.00%
382,172	N/A	507,000	507,000	0	0.00%	0.00%	0.00%
414,807	N/A	507,000	507,000	0	0.00%	0.00%	0.00%
437,050	N/A	507,000	507,000	0	0.00%	0.00%	0.00%
481,517	N/A	507,000	507,000	0	0.00%	0.00%	0.00%
488,794	N/A	507,000	507,000	0	0.00%	0.00%	0.00%
487,507	N/A	507,000	507,000	0	0.00%	0.00%	0.00%
483,065	N/A	507,000	507,000	0	0.00%	0.00%	0.00%
487,186	N/A	507,000	507,000	0	0.00%	0.00%	0.00%
486,235	N/A	507,000	507,000	0	0.00%	0.00%	0.00%
486,059	N/A	507,000	507,000	0	0.00%	0.00%	0.00%
486,902	N/A	507,000	507,000	0	0.00%	0.00%	0.00%
486,896	N/A	507,000	507,000	0	0.00%	0.00%	0.00%
482,029	N/A	507,000	507,000	0	0.00%	0.00%	0.00%
482,062	N/A	507,000	507,000	0	0.00%	0.00%	0.00%
478,300	N/A	507,000	507,000	0	0.00%	0.00%	0.00%
480,533	N/A	507,000	507,000	0	0.00%	0.00%	0.00%
467,024	N/A	507,000	507,000	0	0.00%	0.00%	0.00%
469,344	N/A	507,000	507,000	0	0.00%	0.00%	0.00%
463,166	N/A	507,000	507,000	0	0.00%	0.00%	0.00%
374,029	N/A	507,000	507,000	0	0.00%	0.00%	0.00%
447,243	N/A	507,000	507,000	0	0.00%	0.00%	0.00%
471,993	N/A	507,000	507,000	0	0.00%	0.00%	0.00%
488,148	N/A	507,000	507,000	0	0.00%	0.00%	0.00%
488,232	N/A	507,000	507,000	0	0.00%	0.00%	0.00%
488,018	N/A	507,000	507,000	0	0.00%	0.00%	0.00%
486,097	N/A	507,000	507,000	0	0.00%	0.00%	0.00%
463,521	N/A	507,000	507,000	0	0.00%	0.00%	0.00%
444,939	N/A	507,000	507,000	0	0.00%	0.00%	0.00%
444,647	N/A	507,000	507,000	0	0.00%	0.00%	0.00%
471,892	N/A	507,000	507,000	0	0.00%	0.00%	0.00%
445,777	N/A	507,000	507,000	0	0.00%	0.00%	0.00%
460,498	N/A	507,000	507,000	0	0.00%	0.00%	0.00%
466,820	N/A	507,000	507,000	0	0.00%	0.00%	0.00%
467,561	N/A	507,000	507,000	0	0.00%	0.00%	0.00%
477,820	N/A	507,000	507,000	0	0.00%	0.00%	0.00%
434,123	N/A	507,000	507,000	0	0.00%	0.00%	0.00%
423,702	N/A	507,000	507,000	0	0.00%	0.00%	0.00%
390,328	N/A	507,000	507,000	0	0.00%	0.00%	0.00%
422,640	N/A	507,000	507,000	0	0.00%	0.00%	0.00%
433,210	N/A	507,000	507,000	0	0.00%	0.00%	0.00%
440,929	N/A	507,000	507,000	0	0.00%	0.00%	0.00%
452,695	N/A	507,000	507,000	0	0.00%	0.00%	0.00%
446,899	N/A	507,000	507,000	0	0.00%	0.00%	0.00%
462,084	N/A	507,000	507,000	0	0.00%	0.00%	0.00%
455,704	N/A	507,000	507,000	0	0.00%	0.00%	0.00%
477,309	N/A	507,000	507,000	0	0.00%	0.00%	0.00%
434,910	N/A	507,000	507,000	0	0.00%	0.00%	0.00%

393,748	N/A	507,000	507,000	0	0.00%	0.00%	0.00%
376,387	N/A	507,000	507,000	0	0.00%	0.00%	0.00%
408,158	N/A	507,000	507,000	0	0.00%	0.00%	0.00%
426,496	N/A	507,000	507,000	0	0.00%	0.00%	0.00%
465,222	N/A	507,000	507,000	0	0.00%	0.00%	0.00%
461,836	N/A	507,000	507,000	0	0.00%	0.00%	0.00%
415,592	N/A	507,000	507,000	0	0.00%	0.00%	0.00%
375,412	N/A	507,000	507,000	0	0.00%	0.00%	0.00%
412,779	N/A	507,000	507,000	0	0.00%	0.00%	0.00%
433,218	N/A	507,000	507,000	0	0.00%	0.00%	0.00%
432,396	N/A	507,000	507,000	0	0.00%	0.00%	0.00%
443,285	N/A	507,000	507,000	0	0.00%	0.00%	0.00%
470,252	N/A	507,000	507,000	0	0.00%	0.00%	0.00%
458,329	N/A	507,000	507,000	0	0.00%	0.00%	0.00%
433,048	N/A	507,000	507,000	0	0.00%	0.00%	0.00%
452,403	N/A	507,000	507,000	0	0.00%	0.00%	0.00%
472,309	N/A	507,000	507,000	0	0.00%	0.00%	0.00%
474,265	N/A	507,000	507,000	0	0.00%	0.00%	0.00%
470,613	N/A	507,000	507,000	0	0.00%	0.00%	0.00%
471,657	N/A	507,000	507,000	0	0.00%	0.00%	0.00%
469,807	N/A	507,000	507,000	0	0.00%	0.00%	0.00%
410,551	N/A	507,000	507,000	0	0.00%	0.00%	0.00%
448,839	N/A	507,000	507,000	0	0.00%	0.00%	0.00%
408,450	N/A	507,000	507,000	0	0.00%	0.00%	0.00%
362,725	N/A	507,000	507,000	0	0.00%	0.00%	0.00%
325,917	N/A	507,000	507,000	0	0.00%	0.00%	0.00%
321,991	N/A	507,000	507,000	0	0.00%	0.00%	0.00%
288,230	N/A	507,000	507,000	0	0.00%	0.00%	0.00%
343,014	N/A	507,000	507,000	0	0.00%	0.00%	0.00%
416,481	N/A	507,000	507,000	0	0.00%	0.00%	0.00%
479,767	N/A	507,000	507,000	0	0.00%	0.00%	0.00%
478,593	N/A	507,000	507,000	0	0.00%	0.00%	0.00%
464,268	N/A	507,000	507,000	0	0.00%	0.00%	0.00%
450,985	N/A	507,000	507,000	0	0.00%	0.00%	0.00%
470,092	N/A	507,000	507,000	0	0.00%	0.00%	0.00%
486,617	N/A	507,000	507,000	0	0.00%	0.00%	0.00%
477,648	N/A	507,000	507,000	0	0.00%	0.00%	0.00%
469,950	N/A	507,000	507,000	0	0.00%	0.00%	0.00%
448,766	N/A	507,000	507,000	0	0.00%	0.00%	0.00%
461,853	N/A	507,000	507,000	0	0.00%	0.00%	0.00%
474,204	N/A	507,000	507,000	0	0.00%	0.00%	0.00%
477,156	N/A	507,000	507,000	0	0.00%	0.00%	0.00%
463,373	N/A	507,000	507,000	0	0.00%	0.00%	0.00%
481,195	N/A	507,000	507,000	0	0.00%	0.00%	0.00%
461,183	N/A	507,000	507,000	0	0.00%	0.00%	0.00%
326,954	N/A	507,000	507,000	0	0.00%	0.00%	0.00%
256,790	N/A	507,000	507,000	0	0.00%	0.00%	0.00%
255,048	N/A	507,000	507,000	0	0.00%	0.00%	0.00%
254,921	N/A	507,000	507,000	0	0.00%	0.00%	0.00%
255,077	N/A	507,000	507,000	0	0.00%	0.00%	0.00%
255,053	N/A	507,000	507,000	0	0.00%	0.00%	0.00%
254,011	N/A	507,000	507,000	0	0.00%	0.00%	0.00%
270,592	N/A	507,000	507,000	0	0.00%	0.00%	0.00%
298,892	N/A	507,000	507,000	0	0.00%	0.00%	0.00%
340,462	N/A	507,000	507,000	0	0.00%	0.00%	0.00%
368,118	N/A	507,000	507,000	0	0.00%	0.00%	0.00%
387,144	N/A	507,000	507,000	0	0.00%	0.00%	0.00%
414,244	N/A	507,000	507,000	0	0.00%	0.00%	0.00%
404,487	N/A	507,000	507,000	0	0.00%	0.00%	0.00%
423,620	N/A	507,000	507,000	0	0.00%	0.00%	0.00%
427,624	N/A	507,000	507,000	0	0.00%	0.00%	0.00%
443,602	N/A	507,000	507,000	0	0.00%	0.00%	0.00%
448,741	N/A	507,000	507,000	0	0.00%	0.00%	0.00%
477,805	N/A	507,000	507,000	0	0.00%	0.00%	0.00%
482,818	N/A	507,000	507,000	0	0.00%	0.00%	0.00%
482,217	N/A	507,000	507,000	0	0.00%	0.00%	0.00%
482,878	N/A	507,000	507,000	0	0.00%	0.00%	0.00%
478,929	N/A	507,000	507,000	0	0.00%	0.00%	0.00%
454,679	N/A	507,000	507,000	0	0.00%	0.00%	0.00%
391,703	N/A	507,000	507,000	0	0.00%	0.00%	0.00%
316,237	N/A	507,000	507,000	0	0.00%	0.00%	0.00%
288,104	N/A	507,000	507,000	0	0.00%	0.00%	0.00%
281,670	N/A	507,000	507,000	0	0.00%	0.00%	0.00%
288,323	N/A	507,000	507,000	0	0.00%	0.00%	0.00%
335,950	N/A	507,000	507,000	0	0.00%	0.00%	0.00%
348,514	N/A	507,000	507,000	0	0.00%	0.00%	0.00%
388,938	N/A	507,000	507,000	0	0.00%	0.00%	0.00%
409,496	N/A	507,000	507,000	0	0.00%	0.00%	0.00%
459,945	N/A	507,000	507,000	0	0.00%	0.00%	0.00%
482,595	N/A	507,000	507,000	0	0.00%	0.00%	0.00%
481,553	N/A	507,000	507,000	0	0.00%	0.00%	0.00%
479,791	N/A	507,000	507,000	0	0.00%	0.00%	0.00%
479,628	N/A	507,000	507,000	0	0.00%	0.00%	0.00%
478,371	N/A	507,000	507,000	0	0.00%	0.00%	0.00%
476,989	N/A	507,000	507,000	0	0.00%	0.00%	0.00%
450,265	N/A	507,000	507,000	0	0.00%	0.00%	0.00%
427,995	N/A	507,000	507,000	0	0.00%	0.00%	0.00%
404,822	N/A	507,000	507,000	0	0.00%	0.00%	0.00%
425,580	N/A	507,000	507,000	0	0.00%	0.00%	0.00%
478,078	N/A	507,000	507,000	0	0.00%	0.00%	0.00%
478,493	N/A	507,000	507,000	0	0.00%	0.00%	0.00%
448,203	N/A	507,000	507,000	0	0.00%	0.00%	0.00%
429,704	N/A	507,000	507,000	0	0.00%	0.00%	0.00%
344,246	N/A	507,000	507,000	0	0.00%	0.00%	0.00%
287,008	N/A	507,000	507,000	0	0.00%	0.00%	0.00%
289,540	N/A	507,000	507,000	0	0.00%	0.00%	0.00%
280,827	N/A	507,000	507,000	0	0.00%	0.00%	0.00%
278,396	N/A	507,000	507,000	0	0.00%	0.00%	0.00%

310,209	N/A	507,000	507,000	0	0.00%	0.00%	0.00%
324,223	N/A	507,000	507,000	0	0.00%	0.00%	0.00%
364,263	N/A	507,000	507,000	0	0.00%	0.00%	0.00%
407,505	N/A	507,000	507,000	0	0.00%	0.00%	0.00%
462,602	N/A	507,000	507,000	0	0.00%	0.00%	0.00%
481,211	N/A	507,000	507,000	0	0.00%	0.00%	0.00%
482,456	N/A	507,000	507,000	0	0.00%	0.00%	0.00%
482,542	N/A	507,000	507,000	0	0.00%	0.00%	0.00%
482,505	N/A	507,000	507,000	0	0.00%	0.00%	0.00%
484,054	N/A	507,000	507,000	0	0.00%	0.00%	0.00%
475,629	N/A	507,000	507,000	0	0.00%	0.00%	0.00%
450,179	N/A	507,000	507,000	0	0.00%	0.00%	0.00%
400,575	N/A	507,000	507,000	0	0.00%	0.00%	0.00%
433,750	N/A	507,000	507,000	0	0.00%	0.00%	0.00%
403,140	N/A	507,000	507,000	0	0.00%	0.00%	0.00%
408,103	N/A	507,000	507,000	0	0.00%	0.00%	0.00%
459,325	N/A	507,000	507,000	0	0.00%	0.00%	0.00%
463,651	N/A	507,000	507,000	0	0.00%	0.00%	0.00%
482,695	N/A	507,000	507,000	0	0.00%	0.00%	0.00%
473,663	N/A	507,000	507,000	0	0.00%	0.00%	0.00%
451,790	N/A	507,000	507,000	0	0.00%	0.00%	0.00%
457,948	N/A	507,000	507,000	0	0.00%	0.00%	0.00%
444,033	N/A	507,000	507,000	0	0.00%	0.00%	0.00%
397,631	N/A	507,000	507,000	0	0.00%	0.00%	0.00%
460,364	N/A	507,000	507,000	0	0.00%	0.00%	0.00%
482,401	N/A	507,000	507,000	0	0.00%	0.00%	0.00%
481,742	N/A	507,000	507,000	0	0.00%	0.00%	0.00%
480,517	N/A	507,000	507,000	0	0.00%	0.00%	0.00%
480,979	N/A	507,000	507,000	0	0.00%	0.00%	0.00%
507,000	N/A	507,000	507,000	0	0.00%	0.00%	0.00%
507,000	N/A	507,000	507,000	0	0.00%	0.00%	0.00%
507,000	N/A	507,000	507,000	0	0.00%	0.00%	0.00%
481,806	N/A	507,000	507,000	0	0.00%	0.00%	0.00%
481,388	N/A	507,000	507,000	0	0.00%	0.00%	0.00%
481,337	N/A	507,000	507,000	0	0.00%	0.00%	0.00%
480,897	N/A	507,000	507,000	0	0.00%	0.00%	0.00%
478,141	N/A	507,000	507,000	0	0.00%	0.00%	0.00%
475,927	N/A	507,000	507,000	0	0.00%	0.00%	0.00%
507,000	N/A	507,000	507,000	0	0.00%	0.00%	0.00%
507,000	N/A	507,000	507,000	0	0.00%	0.00%	0.00%
507,000	N/A	507,000	507,000	0	0.00%	0.00%	0.00%
454,292	N/A	507,000	507,000	0	0.00%	0.00%	0.00%
446,741	N/A	507,000	507,000	0	0.00%	0.00%	0.00%
0

Modelo de Hoja de Trabajo para la Disponibilidad Equivalente

	Month	# dias	OH	Accum. OH 12 Months	AH	Accum. AH 12 Months	Derated Capacity Reduction (MW)	Derated Hours	EDH	Accum. EDH 12 Months	PH	Accum. PH 12 Months	EFMH	Accum. EFMH 12 Months	EAF	EAAF
1	Marzo	11	18.0	18.00	246	246	-	-	31.8	31.8	264	264.0	0.0	0.0	81.1%	86.7%
2	Abril	30	55.0	73.00	665	911.00	-	-	47.0	78.8	720	984.0	0.0	0.0	85.8%	94.7%
3	Mayo	31	0.0	73.00	744	1655.00	-	-	28.9	107.7	744	1728.0	0.0	0.0	96.1%	100.0%
4	Junio	30	46.0	119.00	674	2329.00	-	-	174.2	281.9	720	2448.0	0.0	0.0	69.4%	63.3%
5	Julio	31	35.0	154.00	709	3038.00	-	-	172.7	454.6	744	3192.0	0.0	0.0	72.1%	68.7%
6	Aug	31	0.0	154.00	744	3782.00	-	-	87.9	542.5	744	3936.0	0.0	0.0	88.2%	97.8%
7	Sept.	30	28.0	182.00	692	4474.00	-	-	179.2	721.7	720	4656.0	0.0	0.0	71.2%	66.9%
8	Oct	31	26.0	208.00	718	5192.00	-	-	352.5	1,074.2	744	5400.0	0.0	0.0	49.1%	0.0%
9	Nov	30	48.0	256.00	672	5864.00	-	-	148.9	1,223.1	720	6120.0	0.0	0.0	72.7%	69.9%
10	Dec	31	25.0	281.00	719	6583.00	-	-	192.2	1,415.3	744	6864.0	0.0	0.0	70.8%	66.1%
11	Jan-01	31	0.0	281.00	744	7327.00	-	-	0.0	1,415.3	744	7608.0	0.0	0.0	100.0%	100.0%
12	Feb-01	28	1.0	282.00	671	7998.00	-	-	72.0	1,487.3	672	8280.0	0.0	0.0	89.1%	98.9%
		20	0.0	-	-	-	-	-	119.0	-	480	-	0.0	-	75.2%	70.9%
		11	10.0	-	-	-	-	-	8.5	-	264	-	0.0	-	93.0%	101.0%
13	Mar-01	31	10.0	274.00	734	8486.00	-	-	127.5	1,583.0	744	8760.0	0.0	0.0	-	-
14	Abril-01	30	0.0	219.00	720	8541.00	-	-	6.1	1,542.1	720	8760.0	0.0	0.0	99.2%	101.0%
15	May-01	31	0.0	219.00	744	8541.00	-	-	210.2	1,723.4	744	8760.0	0.0	0.0	77.8%	75.1%
16	Jun-01	30	0.0	173.00	720	8587.00	-	-	217.2	1,766.4	720	8760.0	0.0	0.0	77.9%	75.3%
17	Jul-01	31	7.0	145.00	737	8615.00	-	-	31.0	1,624.7	744	8760.0	0.0	0.0	79.8%	79.1%
18	Aug-01	31	0.0	145.00	744	8615.00	-	-	145.0	1,681.8	744	8760.0	0.0	0.0	79.1%	77.7%
19	Sep-01	30	0.0	117.00	720	8643.00	-	-	26.5	1,529.1	720	8760.0	0.0	0.0	81.2%	81.9%
20	Oct-01	31	18.0	109.00	726	8651.00	-	-	187.6	1,364.2	744	8760.0	0.0	0.0	83.2%	85.9%
21	Nov-01	30	0.0	61.00	720	8699.00	-	-	5.5	1,220.8	720	8760.0	0.0	0.0	85.4%	90.3%
22	Dec-01	31	110.0	146.00	634	8614.00	-	-	70.4	1,099.0	744	8760.0	0.0	0.0	85.8%	91.1%
23	Jan-02	31	0.0	146.00	744	8614.00	-	-	67.8	1,166.8	744	8760.0	0.0	0.0	85.0%	89.5%
24	Feb-02	28	37.0	182.00	635	8578.00	-	-	68.1	1,162.9	672	8760.0	0.0	0.0	84.6%	88.7%
25	Mar-02	31	7.0	179.00	737	8581.00	-	-	135.8	1,171.2	744	8760.0	0.0	0.0	84.6%	88.7%
26	Apr-02	30	0.0	179.00	720	8581.00	-	-	38.4	1,203.5	720	8760.0	0.0	0.0	84.2%	87.9%
27	May-02	31	0.0	179.00	744	8581.00	-	-	51.1	1,044.4	744	8760.0	0.0	0.0	86.0%	91.5%
28	Jun-02	30	4.0	183.00	716	8577.00	-	-	10.0	837.2	720	8760.0	0.0	0.0	88.4%	95.1%
29	Jul-02	31	4.0	180.00	740	8580.00	-	-	242.0	1,048.2	744	8760.0	0.0	0.0	86.0%	91.5%
30	Aug-02	31	37.0	217.00	707	8543.00	-	-	344.6	1,247.8	744	8760.0	0.0	0.0	83.3%	86.1%
31	Sep-02	30	9.0	226.00	711	8534.00	-	-	144.1	1,365.4	720	8760.0	0.0	0.0	81.8%	83.1%

Modelo de Hoja de Trabajo para la Disponibilidad Equivalente
Datos utilizados son solamente para propositos de ilustración.

Week	SPF declarado por ECO ($/MMBtu)	Cantidad declarada por ECO (MMBtu)	*Spot Fuel Price* organizado por Precio (Ejecutar Macro Msfp - Ctrl M) Semana que comienza en	Mejor				BTU Equivalentes Balance	BTU Equivalentes Utilizados		Promedio Pesado SPF
							MMBTU equivalentes reportados:	**158,079**	239,676		
1	11.50	138,079	01/28/20	1	11.50	138,079	08/25/20	1	20,000	138,079	101,597	1,587,909
2	11.50	0	02/04/20	2	11.50	30,000	09/01/20	2	0	20,000	81,597	230,000
3	11.50	10,000	02/11/20	3	11.50	66,000	09/08/20	3	0	0	81,597	0
4	11.50	10,000	02/18/20	4	11.50	30,000	09/15/20	4	0	0	81,597	0
5				5				5	0	0	81,597	0
6				6				6	0	0	81,597	0
Total		**158,079**								158,079	SPF=	**$11.50**

kWh por encima de XDL: 31,368,634 kWh
MMBtu equivalentes: 239,676 MMBtu

Costo kWh por encima XDL: $2,756,268.29 USD

BTU Tracking Account
Datos utilizados son solamente para propósitos de ilustración.

Dependable Capacity	507,000	KW
Energy Purchase Price	$0.03692126	
Spot Fuel Cost	$0.00	
Delivery Volume	2,700,000	
Storage Capacity	3,400,000	
Period Hours	720	Hr
Maximum Dispatch Level	76.00%	
Target Dispatch Level	76.00%	
Minimum Dispatch Level	54.00%	
Expected Availability	93.0%	
Maximum Positive Balance	800,000	
Maximum Negative Balance	400,000	

	Jun		
Availability	95.7%		
Capacity Factor	84.3%		
Average Correction Factor	1.01874801		
Net Electrical Output (NEO)	307,645,354	KWH	
Maximum Dispatch Level (XDL	276,276,720		
Target Dispatch Level (TDL)	276,276,720		
Minimum Dispatch Level (MDL	196,301,880		
Beginning BTABo (MMBTU)	800,000		560,324
Ending BTABe (MMBTU)	**560,324**		
Monthly Fuel Credit (MFC)	**0**		
PREPA Selected Kwh (PSK)	0	KWH	
Monthly Energy Payment (Sect 11)			
Nominal Energy Payment (NEP)			

Beginning BTABo (BTU)	800,000,000,000.00

Interim BTABi ($/MMBTU)	
1.1 Si el balance inicial del BTABo >= 0	
a) IF NEO > TDL, then	
(i) Decrease BTABi = BTABo - (PSK x 7500 x ACF	8E+11
(ii) IF BTABi > 0, then decrease	
BTABe = BTABi - (NEO - TDL - PSK) x 7500 x /	560,324,495,267
But not less than zero	5.60324E+11
(iii) IF BTABi <= 0, then	
BTABe = BTABi	8E+11
Escoge BTABe	**5.60324E+11**

(iv) Calculate MFC
a) IF BTABe > 0, MFC = (BTABo - BTABe)/(75 — 31368634.49
b) Otherwise MFC = BTABo/(7500*ACF) — 104703681
Escoge MFC — 31368634.49

b) IF NEO < TDL and NEO >=MDL, then
(i) BTABe = BTABo — **8E+11**
(ii) Calculate MFC = 0 — 0

c) IF NEO < MDL, then
(i) Increase BTABe = BTABo + (MDL - NEO)*7500 — **-50732072983**
(ii) Calculate MFC = 0 — 0

Calc. BTABe para BTABo >= 0 — 5.60324E+11
Calc. MFC para BTABo >= 0 — 31368634.49

1.2 Si el balance inicial del BTABo < 0
a) IF NEO > XDL, then
(i) Decrease BTABe = BTABo - (PSK x 7500 x AC
(ii) Calculate MFC = 0

b) IF NEO <= XDL and NEO >= TDL, then
(i) BTABe = BTABo
(ii) Calculate MFC = 0

c) IF NEO < TDL and NEO >= MDL, then
(i) Increase BTABe = BTABo + (TDL - NEO)*7500
(ii) Calculate MFC = 0

d) IF NEO < MDL, then
(i) Increase BTABi = BTABo + (MDL - NEO)*7500
(ii) IF BTABi < 0, then
Increase BTABe = BTABi + (TDL - MDL) x 7500
But not greater than zero
Calculate MFC = MDL - NEO
(iii) IF BTABi > 0=, then
BTABe = BTABi
Calculate MFC = (0-BTABo)/7500
Escoge BTABe
Escoge MFC

Calc. BTABe para BTUTAo < 0
Calc. MFC para BTUTAo < 0

BTABe = 5.60324E+11
MFC = 0
31368634.49

1.3 Set BTABo = BTABe (periodo anterior) 560,324

Hoja de trabajo para calcular el Factor de Ajuste por Fuerza Mayor (FMAF)
Datos utilizados son solamente para propositos de ilustración.

Carry Over EFMH = (Viene del Mes Anterior)	0	
BPH	720	Viene de OH&DH&FMH
EFMH =	204.20	Viene de OH&DH&FMH
Interim FMAF =	0.7164	Verifica que el EFMH es mayor o menor de 0.67
Capped EMFH =	0	Si el EFMH < 0.67, recalcula los EMFH a 33% de BPH
Recalculated FMAF =	0.72	Recalcula el EFMH dependiendo del valor del Interim EMFH
Excess EFMH =	0.00	Calcula el exceso de EFMH
Multiplier=	1.005	
Carry Over EFMH =	0	Se utiliza el proximo mes a menos que sea mayor de 1930

Si el Carry Over EFMH > 1930 aplica esta logica

Exceso sobre 1930 =	0	(Si es mayor de 1930, el exceso de 1930 se añade a EFMH)
Corrected EFMH =	0.00	Suma de EFMH + Exceso sobre 1930
Over 1930 FMAF =	0.00	Recalcula el FMAF mas bajo de 0.67
Carry Over EFMH =	0	Carry over es 1930

Escoge el FMAF y el Carry Over EFMH

FMAF =	0.72
Carry Over EFMH =	0

Modelo de Hoja de Trabajo para calcular el valor del factor de corrección para Spinning Reserve
Datos utilizados son solamente para propositos de ilustración.

MES	Spinning Reserve Requests by PREPA Ocurrencias	Acumulativa	Spinning Reserve Succesful Activations Ocurrencias	Acumulativa	SRPF
1	0	0	0	0	1
2	0	0	0	0	1
3	0	0	0	0	1
4	0	0	0	0	1
5	0	0	0	0	1
6	0	0	0	0	1
7	0	0	0	0	1
8	0	0	0	0	1
9	0	0	0	0	1
10	0	0	0	0	1
11	0	0	0	0	1
12	0	0	0	0	1

EcoEléctrica, L.P.
Hoja de Trabajo para Calcular Factura EcoEléctrica
Input Page

Meter Reading Data	**October-20**	
Date of Reading	10/31/2020	Data Input
Date of Last Reading	9/30/2020	Data Input
Billing Period	248	Reference
Days in Billing Period	31	Reference
Capacity Factor	56.8%	Reference

Energy Payment

NEO (Net Electrical Output - KWH)	214,178,093	Data Input
NEO Flag	OK	Verifica el NEO Input vs NEO calc.
PSK (PREPA Selected KWH)	0	Input to be nominated by PREPA
Spot Fuel Price ($/MMBTU)	11.50	Calculated on SFP as per Supplemental Agreement
Equivalent MMBTU in excess of XDL	152,730	Calculated on SFP
ACF (Average Correction Factor)	1.01937899	Calculated on FCCC-ACF
Sum of Available Capacities (KW)	255,528,000	Calculated on OH&DH&FMH
ADL (Average Dispatch Level - KWH)	245,306,880	As per Supplemental Agreement - 96% of Available Capacity
TDL (Target Dispatch Level - %)	76.0%	Provided by EcoEléctrica Annually.
TDL (Target Dispatch Level - KWH)	194,201,280	Calculated on FACT
MDL (Minimum Dispatch Level - KWH)	137,985,120	Calculated on FACT
XDL (Maximum Dispatch Level - KWH)	194,201,280	Calculated on FACT
Energy Purchase Price (EPP)	$0.03624180	As per Appendix K
Base Energy Payment (BEP)	$7,174,597.23	Calculated on FACT
Excess Energy Payment (EEP)	$1,756,390.15	Calculated on FACT
Energy Payment (EP=BEP+EEP)	$8,930,987.38	Calculated on FACT

Capacity Payment

Dependable Capacity (DC)	507,000	KW	
Equivalent Availability (EA)	95.5%	Calculated on EA (Ref. on FACT)	67.7%
Equivalent Availability Adjustment Factor (EAAF)	101.0%	Calculated on FACT.	
Force Majeure Adjustment Factor (FMAF)	1.0000	Calculated on FACT.	
Spinning Reserve Performance Factor (SRPF)	1.0	Calculated on FACT	
Capacity Purchase Price (CPP)	$38.31340371	Calculated on FACT	
CPP adjusted by EAAF, FMAF and **11.1(b)(2)**	$37.34215893	Calculated on FACT	
Capacity Payment (CP)	$12,825,224.71	Calculated on FACT	**OJO hay pro-rata**
Permanent Financing Adjustment (PFA)	-$5.83	First Amendment - Applicable to Billing Periods 217th to 240th a fixed negative amount in $/kW-Month. Not longer applicable.	

Start-up Payment

Number of Cold Starts	0	Data Input
Number of Warm Starts	0	Data Input
Number of Hot Starts	0	Data Input
Applicable Demand Charge	0	Data Input
Start-up Payment	$0.00	Calculated on FACT

Peaking Rate Energy

Peaking Energy Price ($/KWH)	$0.1625	Data Input is variance over or under EPP
Applicable KWH	0.00	Calculated on FCCC-ACF
Peaking Energy Price Payment	$0.00	Calculated on FACT

Lower Energy Price

Lower Energy Price	$0.00000000	Data Input is variance over or under EPP
Applicable KWH	0.00	Calculated on FCCC-ACF
Lower Energy Price Payment	$0.00	Calculated on FACT

BTU Tracking Account

Beginning BTABo (MMBTU)	800,000	MMBTU Data Input
Ending BTABe (MMBTU)	647,270	MMBTU Calculated on BTU-TA
Monthly Fuel Credit (MFC)	0.00	KWH Calculated on BTU-TA

Total Charges:	$21,756,212.09	Calculated on FACT	**OJO hay pro-rata de Cap**
Payment Due Date:	17-Dec-20		

Preparado por y Cotejado:

Roberto Rivera Medina, Ingeniero Gerencial
Planificación y Estudios Sistemas de Generación

Miguel Irizarry Silvestrini, Superintendente
Generación y Proyectos de Energía Renovable

Aprobado por:

Alfonso Baretty Huertas, Director Interino
Planificación y Protección Ambiental

Equivalent Availability (EA)	95.5%
Equivalent Availability Adjustment Factor (EAAF)	101.0%
Demand Charge Escalation Factor (DCEF)	**1.73427207**
Fixed Cost Escalation Factor (FCEF)	**3.04738028**
Permanent Financing Adjustment (PFA)	$0.00
Capacity Purchase Price (CPP)	38.31340371
CPP ajustado por FMAF, EAAF, PFA & 11.1(b)(2)	37.34215893

Maximum Capacity **507,000 kW**

FCCC - 1CT Simple Cycle Modo de Operación = 1
FCCC - 2CT Simple Cycle Modo de Operación = 2
FCCC - 1CT + ST Combinados Modo de Operación = 3
FCCC - 2CT + ST Combinados Modo de Operación = 4
FCCC - 1CT + ST Comb. + 1 CT Sim Modo de Operación = 5

Average Correction Factor: **1.01937899**

NEO KWH	Modo de Operación	Hora Cambio Real	PORCIENTO CAPACIDAD	FCCF	MWH*FCCC	Peaking Energy
459,696	4		0.90669909	1.00688260	462,860.3464	
480,449	4		0.94763030	1.00240374	481,603.4348	
483,900	4		0.95443880	1.00179355	484,768.3710	
482,922	4		0.95250906	1.00196259	483,869.8744	
483,513	4		0.95367361	1.00186021	484,411.9541	
483,261	4		0.95317654	1.00190377	484,180.5245	
483,275	4		0.95320429	1.00190133	484,193.4410	
484,234	4		0.95509633	1.00173666	485,074.7869	
484,840	4		0.95629248	1.00163408	485,632.5540	
481,408	4		0.94952259	1.00223029	482,481.6327	
482,518	4		0.95171283	1.00203324	483,499.4788	
482,900	4		0.95246533	1.00196646	483,849.5267	
483,609	4		0.95386438	1.00184355	484,500.7943	
481,417	4		0.94954034	1.00222868	482,489.8752	
480,192	4		0.94712418	1.00245063	481,368.7344	
482,865	4		0.95239679	1.00197252	483,817.6347	
482,603	4		0.95187991	1.00201837	483,577.1856	
438,846	4		0.86557474	1.01278234	444,455.8745	
445,235	4		0.87817540	1.01082555	450,054.8393	
426,979	4		0.84216753	1.01676691	434,138.0538	
454,163	4		0.89578450	1.00831165	457,937.5823	
439,068	4		0.86601274	1.01271211	444,649.9463	
427,927	4		0.84403653	1.01643206	434,958.2335	
442,079	4		0.87195126	1.01177565	447,285.0592	
490,014	4		0.96649766	1.00080719	490,409.8480	
468,682	4		0.92442154	1.00477273	470,918.6097	
474,435	4		0.93576995	1.00355853	476,123.6553	
422,893	4		0.83410907	1.01824387	430,608.5072	
429,777	4		0.84768587	1.01578658	436,561.4420	
475,033	4		0.93694909	1.00343850	476,666.5874	
483,154	4		0.95296606	1.00192228	484,082.5502	
483,042	4		0.95274633	1.00194164	483,980.2839	
482,333	4		0.95134779	1.00206581	483,329.7373	
462,526	4		0.91227984	1.00619010	465,388.9620	
465,330	4		0.91781014	1.00552935	467,902.7101	
455,662	4		0.89874148	1.00791473	459,268.3705	
458,903	4		0.90513359	1.00708150	462,152.4514	

459,319	4		0.90595468	1.00697693	462,523.6602
450,667	4		0.88888870	1.00926546	454,842.2021
472,620	4		0.93218872	1.00393016	474,477.1484
458,305	4		0.90395445	1.00723266	461,619.6693
481,297	4		0.94930379	1.00225019	482,380.0344
482,215	4		0.95111495	1.00208663	483,221.4878
474,584	4		0.93606305	1.00352859	476,258.5760
459,393	4		0.90610056	1.00695841	462,589.6256
446,992	4		0.88164032	1.01031056	451,600.3793
473,003	4		0.93294545	1.00385074	474,824.7562
470,283	4		0.92757971	1.00442410	472,363.4895
443,019	4		0.87380553	1.01148924	448,109.3593
370,417	4		0.73060624	1.04200357	385,976.2152
333,637	4		0.65806053	1.06395453	354,974.2668
323,552	4		0.63816914	1.07073598	346,438.5060
313,639	4		0.61861744	1.07772151	338,015.5428
311,631	4		0.61465588	1.07917555	336,304.0512
282,278	4		0.55676163	1.10191039	311,045.2241
307,540	4		0.60658858	1.08217681	332,813.1007
370,160	4		0.73009959	1.04214174	385,759.7000
389,872	4		0.76897864	1.03215828	402,409.7906
416,333	4		0.82117052	1.02072794	424,963.1880
482,873	4		0.95241254	1.00197113	483,824.9603
448,510	4		0.88463433	1.00987359	452,938.0037
451,407	4		0.89034846	1.00906026	455,496.5280
463,257	4		0.91372099	1.00601547	466,043.2474
482,592	4		0.95185883	1.00202025	483,567.3820
482,568	4		0.95181124	1.00202448	483,545.2504
484,314	4		0.95525531	1.00172296	485,148.8963
484,549	4		0.95571837	1.00168317	485,364.7891
483,801	4		0.95424329	1.00181054	484,677.2897
482,859	4		0.95238480	1.00197358	483,812.0557
482,346	4		0.95137309	1.00206355	483,341.4978
482,797	4		0.95226247	1.00198441	483,755.1442
482,435	4		0.95154924	1.00204782	483,423.4058
483,450	4		0.95355124	1.00187091	484,354.9737
483,989	4		0.95461388	1.00177837	484,849.9477
462,333	4		0.91189916	1.00623652	465,216.2215
430,547	4		0.84920485	1.01552117	437,229.4502
401,178	4		0.79127822	1.02699804	412,009.0793
385,755	4		0.76085726	1.03414010	398,924.3292
374,322	4		0.73830824	1.03992947	389,268.7668
368,125	4		0.72608553	1.04324390	384,044.5363
385,542	4		0.76043816	1.03424385	398,744.5954
395,892	4		0.78085243	1.02935927	407,515.2896
381,625	4		0.75271240	1.03618259	395,433.3766
388,320	4		0.76591770	1.03289880	401,095.5462
436,612	4		0.86116796	1.01349776	442,505.4431
467,664	4		0.92241390	1.00499865	470,001.5337

483,123	4		0.95290550	1.00192761	484,054.3604
483,176	4		0.95300925	1.00191848	484,102.6521
483,252	4		0.95315962	1.00190526	484,172.6492
482,533	4		0.95174256	1.00203059	483,513.3080
473,557	4		0.93403683	1.00373705	475,326.3782
489,130	4		0.96475278	1.00094245	489,590.6396
485,871	4		0.95832563	1.00146245	486,581.6546
472,362	4		0.93167962	1.00398385	474,243.3853
404,448	4		0.79772686	1.02558269	414,794.3729
404,999	4		0.79881528	1.02534720	415,264.9471
440,374	4		0.86858836	1.01230236	445,791.9410
477,549	4		0.94191151	1.00294598	478,955.9864
473,591	4		0.93410549	1.00372993	475,357.9463
450,268	4		0.88810315	1.00937662	454,490.2898
420,739	4		0.82985967	1.01904440	428,751.5694
465,584	4		0.91831174	1.00547067	468,131.1103
483,267	4		0.95318985	1.00190260	484,186.7183
483,576	4		0.95379972	1.00184919	484,470.6814
475,814	4		0.93848858	1.00328352	477,376.0539
439,246	4		0.86636365	1.01265596	444,805.4548
417,969	4		0.82439618	1.02009565	426,368.2210
452,685	4		0.89286994	1.00870997	456,627.9331
469,897	4		0.92681891	1.00450732	472,015.1658
473,700	4		0.93431974	1.00370774	475,456.4643
456,743	4		0.90087442	1.00763293	460,229.6187
467,483	4		0.92205740	1.00503912	469,838.8046
459,587	4		0.90648308	1.00690993	462,762.6329
452,601	4		0.89270415	1.00873284	456,553.4945
482,470	4		0.95161772	1.00204171	483,455.2511
483,082	4		0.95282365	1.00193482	484,016.2687
472,154	4		0.93127037	1.00402717	474,055.5233
444,285	4		0.87630150	1.01110821	449,220.0722
421,069	4		0.83051118	1.01892069	429,036.0866
482,996	4		0.95265397	1.00194979	483,937.3031
477,477	4		0.94176933	1.00295981	478,890.2910
424,170	4		0.83662815	1.01777638	431,710.6900
363,698	4		0.71735294	1.04568781	380,314.5025
320,707	4		0.63255830	1.07270820	344,025.0905
314,754	4		0.62081625	1.07692008	338,964.7292
365,286	4		0.72048616	1.04480367	381,652.6590
398,215	4		0.78543448	1.02831042	409,488.9243
442,371	4		0.87252720	1.01168638	447,541.0104
450,081	4		0.88773340	1.00942911	454,324.6994
421,360	4		0.83108434	1.01881215	429,286.4441
456,186	4		0.89977453	1.00777777	459,733.7952
462,024	4		0.91129024	1.00631101	464,939.9944
407,037	4		0.80283476	1.02448609	417,003.9722
413,974	4		0.81651640	1.02165545	422,938.6048
431,177	4		0.85044752	1.01530546	437,776.2574

454,335	4		0.89612511	1.00826556	458,090.7653
472,679	4		0.93230613	1.00391780	474,531.0735
439,565	4		0.86699285	1.01255554	445,084.3542
451,316	4		0.89016965	1.00908530	455,416.3529
473,652	4		0.93422479	1.00371757	475,412.7997
465,704	4		0.91854845	1.00544306	468,238.9159
474,232	4		0.93536949	1.00359956	475,939.3562
449,197	4		0.88599101	1.00967803	453,544.7879
397,733	4		0.78448300	1.02852679	409,078.9234
373,974	4		0.73762092	1.04011256	388,974.8539
423,135	4		0.83458533	1.01815508	430,816.8082
294,013	4		0.57990746	1.09248750	321,205.6194
283,068	4		0.55831928	1.10126231	311,731.9840
281,324	4		0.55487955	1.10269614	310,214.8164
335,284	4		0.66130880	1.06287829	356,365.6208
432,767	4		0.85358345	1.01476681	439,157.3961
459,891	4		0.90708329	1.00683410	463,034.1730
410,462	4		0.80958894	1.02306929	419,930.6459
437,877	4		0.86366345	1.01309065	443,609.4678
442,944	4		0.87365763	1.01151198	448,043.5847
494,318	4		0.97498668	1.00018518	494,409.7853
469,049	4		0.92514584	1.00469204	471,249.7349
454,960	4		0.89735627	1.00809977	458,644.6937
458,590	4		0.90451740	1.00716035	461,873.9904
437,554	4		0.86302519	1.01319428	443,326.9812
443,909	4		0.87556061	1.01122077	448,890.2360
420,037	4		0.82847519	1.01930845	428,147.1812
437,343	4		0.86260976	1.01326192	443,143.1560
455,542	4		0.89850503	1.00794620	459,161.8814
455,581	4		0.89858264	1.00793587	459,196.8341
449,765	4		0.88711134	1.00951769	454,046.1790
401,000	4		0.79092631	1.02707627	411,857.2147
369,835	4		0.72945843	1.04231688	385,485.7094
384,560	4		0.75850025	1.03472551	397,913.6564
415,844	4		0.82020436	1.02091901	424,542.6441
402,597	4		0.79407670	1.02637959	413,217.2280
415,365	4		0.81925958	1.02110659	424,131.5369
422,921	4		0.83416419	1.01823358	430,632.6134
465,333	4		0.91781682	1.00552857	467,905.7545
464,634	4		0.91643722	1.00569102	467,277.9062
433,486	4		0.85500135	1.01452594	439,782.4724
434,228	4		0.85646510	1.01427903	440,428.1578
460,604	4		0.90848865	1.00665773	463,670.3183
488,296	4		0.96310840	1.00107223	488,819.5207
487,569	4		0.96167383	1.00118728	488,147.5108
483,852	4		0.95434384	1.00180180	484,724.1307
483,537	4		0.95372134	1.00185604	484,434.1806
465,820	4		0.91877674	1.00541647	468,342.9021
434,341	4		0.85668803	1.01424158	440,526.5333

413,847	4		0.81626533	1.02170600	422,829.4716
445,903	4		0.87949230	1.01062865	450,641.9354
487,406	4		0.96135221	1.00121331	487,996.9438
531,053	4		1.04744149	1.00000000	531,052.8354
532,316	4		1.04993223	1.00000000	532,315.6402
533,250	4		1.05177582	1.00000000	533,250.3397
533,430	4		1.05212931	1.00000000	533,429.5620
484,340	4		0.95530621	1.00171857	485,172.6214
405,813	4		0.80042098	1.02500160	415,959.4200
407,486	4		0.80371957	1.02429833	417,387.0450
416,923	4		0.82233373	1.02049894	425,469.6829
532,664	4		1.05062021	1.00000000	532,664.4468
515,438	4		1.01664242	1.00000000	515,437.7048
475,108	4		0.93709610	1.00342361	476,734.3060
440,457	4		0.86875066	1.01227672	445,863.9475
437,799	4		0.86350792	1.01311587	443,540.6242
411,772	4		0.81217447	1.02253694	421,052.5484
454,812	4		0.89706475	1.00813891	458,513.4994
461,765	4		0.91077820	1.00637390	464,707.7870
472,926	4		0.93279291	1.00386671	474,754.6761
465,315	4		0.91778071	1.00553280	467,889.3151
477,833	4		0.94247136	1.00289170	479,214.7297
468,788	4		0.92463143	1.00474930	471,014.5481
527,029	4		1.03950456	1.00000000	527,028.8143
533,059	4		1.05139899	1.00000000	533,059.2891
534,439	4		1.05411949	1.00000000	534,438.5815
535,338	4		1.05589380	1.00000000	535,338.1556
529,651	4		1.04467575	1.00000000	529,650.6050
441,836	4		0.87147077	1.01185033	447,071.5793
436,208	4		0.86037062	1.01362893	442,152.9529
439,416	4		0.86669763	1.01260261	444,953.4849
338,995	4		0.66863006	1.06048467	359,499.4682
299,018	4		0.58977989	1.08860355	325,512.4987
356,188	4		0.70254123	1.04997770	373,989.8818
368,541	4		0.72690567	1.04301762	384,394.9367
322,312	4		0.63572443	1.07159209	345,387.2945
289,729	4		0.57145696	1.09587627	317,506.7846
290,961	4		0.57388722	1.09489563	318,571.7334
294,802	4		0.58146357	1.09186994	321,885.4761
350,862	4		0.69203455	1.05313107	369,503.1621
388,138	4		0.76555871	1.03298616	400,941.4549
456,024	4		0.89945604	1.00781990	459,590.2794
464,121	4		0.91542630	1.00581106	466,818.1684
450,238	4		0.88804326	1.00938511	454,463.4644
475,282	4		0.93743953	1.00338891	476,892.5311
474,920	4		0.93672536	1.00346118	476,563.5436
475,612	4		0.93809017	1.00332344	477,192.3830
468,705	4		0.92446723	1.00476762	470,939.4920
452,104	4		0.89172466	1.00886842	456,113.8544

456,087	4		0.89958042	1.00780344		459,646.3243
472,497	4		0.93194645	1.00395568		474,365.8949
460,488	4		0.90826088	1.00668620		463,567.1826
430,678	4		0.84946386	1.01547611		437,343.3981
375,548	4		0.74072661	1.03928837		390,303.0735
401,998	4		0.79289544	1.02663985		412,707.1552
332,155	4		0.65513819	1.06493025	243.96647399	353,721.9766
326,124	4		0.64324283	1.06897505		348,618.5411
381,252	4		0.75197611	1.03636995		395,117.9984
396,222	4		0.78150252	1.02920940		407,795.1809
357,690	4		0.70550203	1.04910561		375,254.0942
328,420	4		0.64777103	1.06742148		350,562.4714
358,117	4		0.70634587	1.04885840		375,614.3961
346,724	4		0.68387359	1.05564361		366,016.8815
341,492	4		0.67355447	1.05889969		361,605.8948
373,851	4		0.73737935	1.04017700		388,871.5586
346,085	4		0.68261272	1.05603672		365,478.0986
374,359	4		0.73838086	1.03991015		389,299.8242
401,386	4		0.79168788	1.02690710		412,185.8810
447,869	4		0.88337012	1.01005719		452,372.9525
425,832	4		0.83990580	1.01717600		433,146.3375
439,019	4		0.86591474	1.01272781		444,606.5204
481,935	4		0.95056137	1.00213634		482,964.1886
465,027	4		0.91721357	1.00559941		467,631.1541
477,449	4		0.94171430	1.00296517		478,864.8681
470,126	4		0.92727037	1.00445788		472,221.8406
455,908	4		0.89922678	1.00785028		459,486.9835
436,815	4		0.86156710	1.01343230		442,681.9448
440,342	4		0.86852450	1.01231245		445,763.6105
429,567	4		0.84727238	1.01585917		436,379.6704
393,331	4		0.77580052	1.03053586		405,341.5627
429,078	4		0.84630672	1.01602922		435,955.2829
410,785	4		0.81022627	1.02293755		420,207.1122
370,253	4		0.73028266	1.04209179		385,837.9349
371,870	4		0.73347073	1.04122643		387,200.5216
363,920	4		0.71779119	1.04556366		380,501.6639
382,552	4		0.75454037	1.03571940		396,216.4964
374,024	4		0.73771990	1.04008617		389,017.1772
426,428	4		0.84108124	1.01696286		433,661.6322
470,019	4		0.92705839	1.00448107		472,124.7919
450,212	4		0.88799199	1.00939239		454,440.5049
440,818	4		0.86946295	1.01216448		446,180.0303
426,990	4		0.84218908	1.01676303		434,147.5090
436,115	4		0.86018818	1.01365902		442,072.3151
465,797	4		0.91873140	1.00542174		468,322.2514
484,138	4		0.95490691	1.00175301		484,986.5029
486,437	4		0.95944222	1.00136965		487,103.4522
456,363	4		0.90012384	1.00773166		459,891.2315
455,070	4		0.89757364	1.00807062		458,742.5332

513,063	4		1.01195817	1.00000000	513,062.7903
522,427	4		1.03042738	1.00000000	522,426.6812
525,122	4		1.03574451	1.00000000	525,122.4669
511,360	4		1.00859898	1.00000000	511,359.6838
434,600	4		0.85719960	1.01415580	440,752.3120
414,372	4		0.81730247	1.02149753	423,280.3378
406,828	4		0.80242137	1.02457403	416,825.0316
416,470	4		0.82143961	1.02067486	425,080.3426
408,851	4		0.80641249	1.02373088	418,553.5306
400,862	4		0.79065560	1.02713652	411,740.4004
387,206	4		0.76371963	1.03343536	400,152.2196
412,355	4		0.81332302	1.02230224	421,551.2100
426,940	4		0.84209057	1.01678076	434,104.2954
429,471	4		0.84708379	1.01589232	436,296.7756
434,903	4		0.85779666	1.01405596	441,015.8836
432,323	4		0.85270833	1.01491631	438,771.7904
439,646	4		0.86715278	1.01253006	445,155.2577
436,288	4		0.86052854	1.01360291	442,222.7539
381,910	4		0.75327421	1.03603994	395,674.0398
416,547	4		0.82159122	1.02064499	425,146.3497
457,967	4		0.90328764	1.00731865	461,318.5321
368,160	4		0.72615381	1.04322504	384,073.7081
312,359	4		0.61609338	1.07864643	336,925.2917
308,588	4		0.60865551	1.08140271	333,708.2714
397,054	4		0.78314326	1.02883272	408,501.7662
425,535	4		0.83931952	1.01728274	432,889.4056
410,158	4		0.80898972	1.02319345	419,670.7647
395,989	4		0.78104379	1.02931512	407,597.6714
420,855	4		0.83008846	1.01900091	428,851.4774
404,410	4		0.79765220	1.02559888	414,762.0977
363,858	4		0.71766804	1.04559853	380,449.0711
407,698	4		0.80413862	1.02420963	417,568.5076
378,340	4		0.74623251	1.03784687	392,658.8647
343,984	4		0.67846856	1.05733809	363,706.9191
336,029	4		0.66277811	1.06239435	356,994.7820
383,104	4		0.75562894	1.03544488	396,682.9428
421,033	4		0.83043940	1.01893430	429,004.7377
423,308	4		0.83492625	1.01809164	430,965.9398
417,887	4		0.82423506	1.02012703	426,298.0017
460,794	4		0.90886441	1.00661085	463,840.4966
471,692	4		0.93035944	1.00412409	473,637.5369
461,039	4		0.90934697	1.00655081	464,059.0925
440,252	4		0.86834624	1.01234064	445,684.5322
440,870	4		0.86956640	1.01214821	446,225.9468
459,859	4		0.90701956	1.00684214	463,005.3360
403,473	4		0.79580523	1.02600084	413,963.8928
391,432	4		0.77205619	1.03142158	403,731.9161
363,978	4		0.71790610	1.04553113	380,550.7383
402,816	4		0.79450821	1.02628481	413,403.5931

425,133	4		0.83852613	1.01742764	432,541.8065
402,243	4		0.79337940	1.02653308	412,916.1101
420,933	4		0.83024257	1.01897165	428,918.7759
403,410	4		0.79568129	1.02602791	413,910.3451
367,876	4		0.72559381	1.04337983	383,834.4612
362,053	4		0.71410832	1.04661198	378,928.9187
411,123	4		0.81089357	1.02279998	420,496.6347
390,019	4		0.76926880	1.03208849	402,534.4105
353,975	4		0.69817488	1.05127705	372,125.4420
350,588	4		0.69149431	1.05329568	369,272.4221
407,791	4		0.80432105	1.02417107	417,647.5079
420,210	4		0.82881579	1.01924334	428,295.8436
442,186	4		0.87216151	1.01174303	447,378.4876
450,464	4		0.88848872	1.00932199	454,663.0020
466,586	4		0.92028832	1.00524149	469,031.7857
450,839	4		0.88922839	1.00921755	454,994.4216
438,596	4		0.86508130	1.01286164	444,237.2889
455,778	4		0.89897079	1.00788425	459,371.6594
457,588	4		0.90253995	1.00741550	460,981.0003
421,249	4		0.83086673	1.01885332	429,191.3851
421,815	4		0.83198273	1.01864257	429,678.9643
428,275	4		0.84472360	1.01630969	435,259.8953
405,324	4		0.79945564	1.02520912	415,541.8706
443,993	4		0.87572544	1.01119569	448,963.6061
436,784	4		0.86150787	1.01344201	442,655.7512
417,594	4		0.82365722	1.02023974	426,046.2086
428,888	4		0.84593379	1.01609510	435,791.4345
399,222	4		0.78742027	1.02786128	410,344.9136
414,485	4		0.81752431	1.02145306	423,376.7947
427,687	4		0.84356318	1.01651659	434,750.4552
375,776	4		0.74117551	1.03916990	390,495.0895
394,363	4		0.77783601	1.03005925	406,217.1085
369,595	4		0.72898344	1.04244686	385,282.7364
365,670	4		0.72124293	1.04459134	381,975.8895
404,618	4		0.79806369	1.02550971	414,939.9846
428,552	4		0.84526963	1.01621272	435,499.6887
417,366	4		0.82320742	1.02032767	425,850.2436
433,826	4		0.85567212	1.01441257	440,078.3087
452,685	4		0.89287045	1.00870990	456,628.1601
440,212	4		0.86826781	1.01235306	445,649.7391
461,341	4		0.90994235	1.00647701	464,328.8793
455,006	4		0.89744844	1.00808740	458,686.1791
475,567	4		0.93800108	1.00333238	477,151.3158
443,309	4		0.87437660	1.01140160	448,363.3682
395,636	4		0.78034694	1.02947605	407,297.6796
367,744	4		0.72533369	1.04345182	383,723.3359
332,566	4		0.65594933	1.06465872	354,069.6209
448,225	4		0.88407201	1.00995509	452,686.6244
465,569	4		0.91828248	1.00547409	468,117.7851

442,276	4		0.87233965	1.01171542	447,457.6563
475,679	4		0.93822300	1.00331011	477,253.6148
455,113	4		0.89765960	1.00805911	458,781.2255
433,107	4		0.85425421	1.01465266	439,453.0517
368,024	4		0.72588608	1.04329901	383,959.3252
348,115	4		0.68661782	1.05479257	367,189.3642
341,312	4		0.67320013	1.05901307	361,454.3602
302,422	4		0.59649355	1.08600850	328,433.1091
285,301	4		0.56272325	1.09944086	313,671.2364
307,714	4		0.60693154	1.08204812	332,961.6703
284,783	4		0.56170291	1.09986144	313,222.2529
317,621	4		0.62647194	1.07487710	341,403.8353
395,608	4		0.78029200	1.02948875	407,274.0341
391,945	4		0.77306663	1.03118142	404,166.1758
428,967	4		0.84608916	1.01606764	435,859.6957
415,909	4		0.82033294	1.02089353	424,598.6054
404,470	4		0.79777133	1.02557305	414,813.5956
418,052	4		0.82456095	1.02006359	426,440.0297
455,647	4		0.89871232	1.00791861	459,255.2404
463,883	4		0.91495579	1.00586721	466,604.2847
473,949	4		0.93481107	1.00365699	475,682.4424
455,003	4		0.89744279	1.00808816	458,683.6387
475,334	4		0.93754299	1.00337848	476,940.2000
446,633	4		0.88093246	1.01041496	451,284.4182
446,852	4		0.88136523	1.01035109	451,477.5748
424,478	4		0.83723552	1.01766446	431,976.5895
437,310	4		0.86254439	1.01327257	443,114.2375
424,696	4		0.83766373	1.01758573	432,164.0910
370,155	4		0.73008795	1.04214491	385,754.7231
363,290	4		0.71654866	1.04591608	379,971.0319
327,196	4		0.64535747	1.06824743	349,526.5375
312,313	4		0.61600223	1.07867993	336,885.9074
297,369	4		0.58652586	1.08987480	324,094.5573
306,626	4		0.60478524	1.08285509	332,031.6515
271,862	4		0.53621640	1.11064690	301,942.3714
277,102	4		0.54655287	1.10620772	306,532.7108
312,494	4		0.61635824	1.07854912	337,039.7298
330,526	4		0.65192545	1.06601112	352,344.6083
364,246	4		0.71843309	1.04538209	380,775.8016
396,223	4		0.78150485	1.02920887	407,796.1847
404,584	4		0.79799575	1.02552442	414,910.6144
417,030	4		0.82254404	1.02045765	425,561.2795
456,424	4		0.90024448	1.00771576	459,945.6093
452,134	4		0.89178215	1.00886044	456,139.6527
438,558	4		0.86500542	1.01287386	444,203.6798
447,997	4		0.88362263	1.01002041	452,485.7874
471,271	4		0.92952954	1.00421298	473,256.9361
471,969	4		0.93090550	1.00406591	473,888.0695
474,129	4		0.93516499	1.00362056	475,845.2624

448,671	4		0.88495268	1.00982756	453,080.3517
440,849	4		0.86952490	1.01215473	446,207.5275
395,768	4		0.78060727	1.02941588	407,409.7490
356,249	4		0.70266159	1.04994211	374,041.2700
342,495	4		0.67553349	1.05826839	362,452.1407
333,621	4		0.65802991	1.06396472	354,961.1471
328,306	4		0.64754562	1.06749842	350,465.7404
334,807	4		0.66036934	1.06318866	355,963.2758
382,221	4		0.75388684	1.03588468	395,936.4913
405,359	4		0.79952455	1.02519428	415,571.6707
454,693	4		0.89683101	1.00817035	458,408.3255
469,891	4		0.92680628	1.00450871	472,009.3848
434,046	4		0.85610745	1.01433920	440,270.3542
448,743	4		0.88509455	1.00980708	453,143.7942
469,668	4		0.92636707	1.00455698	471,808.3737
455,275	4		0.89797904	1.00801638	458,925.0359
459,910	4		0.90711967	1.00682951	463,050.6335
459,733	4		0.90677154	1.00687345	462,893.1242
409,474	4		0.80764025	1.02347417	419,085.6606
370,463	4		0.73069663	1.04197895	386,014.8466
348,768	4		0.68790502	1.05439553	367,739.2575
423,657	4		0.83561474	1.01796382	431,267.1629
450,605	4		0.88876735	1.00928260	454,787.8298
427,241	4		0.84268490	1.01667393	434,365.0347
444,064	4		0.87586682	1.01117420	449,026.5439
397,038	4		0.78311253	1.02883975	408,488.5311
428,857	4		0.84587129	1.01610615	435,763.9773
397,248	4		0.78352647	1.02874506	408,666.8367
358,505	4		0.70711055	1.04863488	375,940.8990
348,656	4		0.68768440	1.05446349	367,645.0102
361,289	4		0.71260249	1.04704385	378,285.9113
356,772	4		0.70369274	1.04963766	374,481.5582
395,381	4		0.77984366	1.02959252	407,081.0498
406,195	4		0.80117262	1.02484055	416,284.6120
415,272	4		0.81907712	1.02114291	424,052.1601
421,915	4		0.83217944	1.01860553	429,764.9254
468,946	4		0.92494187	1.00471472	471,156.4726
471,398	4		0.92977849	1.00418626	473,371.0848
461,260	4		0.90978269	1.00649677	464,256.5233
389,579	4		0.76840069	1.03229751	402,161.5866
392,583	4		0.77432634	1.03088319	404,707.6864
437,053	4		0.86203827	1.01335520	442,890.3357
443,423	4		0.87460065	1.01136730	448,463.0472
391,314	4		0.77182159	1.03147746	403,631.1042
416,362	4		0.82122731	1.02071673	424,987.9127
409,741	4		0.80816855	1.02336409	419,314.6904
396,064	4		0.78119168	1.02928102	407,661.3462
426,207	4		0.84064498	1.01704184	433,470.3531
384,657	4		0.75869197	1.03467772	397,995.8510

399,277	4		0.78752779	1.02783705		410,391.2706
374,917	4		0.73948033	1.03961815	246.49308568	389,770.0267
380,499	4		0.75049208	1.03674893		394,482.4334
386,294	4		0.76192058	1.03387751		399,380.4018
345,512	4		0.68148270	1.05639016		364,995.1933
301,154	4		0.59399276	1.08697077		327,345.9527
288,634	4		0.56929806	1.09675152		316,559.9046
327,778	4		0.64650519	1.06785407		350,019.2093
359,044	4		0.70817452	1.04832469		376,395.1976
396,793	4		0.78262837	1.02895069		408,280.0006
447,768	4		0.88317241	1.01008603		452,284.6161
481,100	4		0.94891506	1.00228565		482,199.5622
419,469	4		0.82735465	1.01952332		427,658.2323
449,004	4		0.88560868	1.00973299		453,373.7465
460,521	4		0.90832619	1.00667803		463,596.7541
472,196	4		0.93135280	1.00401843		474,093.3567
452,854	4		0.89320386	1.00866398		456,777.8766
472,295	4		0.93154837	1.00399773		474,183.1287
464,027	4		0.91524066	1.00583319		466,733.7718
411,156	4		0.81095815	1.02278668		420,524.6606
417,283	4		0.82304284	1.02035988		425,778.5469
418,253	4		0.82495588	1.01998682		426,612.1720
401,626	4		0.79216090	1.02680227		412,390.0519
407,761	4		0.80426154	1.02418364		417,621.7381
381,085	4		0.75164612	1.03645406		394,976.6642
366,748	4		0.72336867	1.04399746		382,883.8938
0			0.00000000	0.00000000		0.0000
0			0.00000000	0.00000000		0.0000
0			0.00000000	0.00000000		0.0000
0			0.00000000	0.00000000		0.0000
0			0.00000000	0.00000000		0.0000
0			0.00000000	0.00000000		0.0000
0			0.00000000	0.00000000		0.0000
0			0.00000000	0.00000000		0.0000
0			0.00000000	0.00000000		0.0000
0			0.00000000	0.00000000		0.0000
0			0.00000000	0.00000000		0.0000
0			0.00000000	0.00000000		0.0000
0			0.00000000	0.00000000		0.0000
0			0.00000000	0.00000000		0.0000
0			0.00000000	0.00000000		0.0000
0			0.00000000	0.00000000		0.0000
0			0.00000000	0.00000000		0.0000
0			0.00000000	0.00000000		0.0000
0			0.00000000	0.00000000		0.0000
0			0.00000000	0.00000000		0.0000
0			0.00000000	0.00000000		0.0000
0			0.00000000	0.00000000		0.0000
0			0.00000000	0.00000000		0.0000
0			0.00000000	0.00000000		0.0000
0			0.00000000	0.00000000		0.0000
0			0.00000000	0.00000000		0.0000
0			0.00000000	0.00000000		0.0000

0		0.00000000	0.00000000	0.0000

0		0.00000000	0.00000000	0.0000

0		0.00000000	0.00000000	0.0000

0		0.00000000	0.00000000		0.0000

0		0.00000000	0.00000000	0.0000
0		0.00000000	0.00000000	0.0000

Datos utilizados son solamente para propositos de ilustración.

Dependable Capacity = **507,000.00**

(Valores de EDH, OH & EFMH van dentro de la hoja de trabajo EA en el mes relevante)

NEO KWH	MW Promedio Según declarado por EcoEléctrica o Salida Forzada *	KW Promedio Ajustado a 507000 KW	Penalidad no poder subir **	Available Capacity KW	Derating/Outage KW	Derating (Equivalent Derated Hours)	Outage Hours	Force Majeure Flag	(Equivalent Force Majeure Hours)
459,696	N/A	507,000		507,000	0	0.00%	0.00%		0.00%
480,449	N/A	507,000		507,000	0	0.00%	0.00%		0.00%
483,900	N/A	507,000		507,000	0	0.00%	0.00%		0.00%
482,922	N/A	507,000		507,000	0	0.00%	0.00%		0.00%
483,513	N/A	507,000		507,000	0	0.00%	0.00%		0.00%
483,261	N/A	507,000		507,000	0	0.00%	0.00%		0.00%
483,275	N/A	507,000		507,000	0	0.00%	0.00%		0.00%
484,234	N/A	507,000		507,000	0	0.00%	0.00%		0.00%
484,840	N/A	507,000		507,000	0	0.00%	0.00%		0.00%
481,408	N/A	507,000		507,000	0	0.00%	0.00%		0.00%
482,518	N/A	507,000		507,000	0	0.00%	0.00%		0.00%
482,900	N/A	507,000		507,000	0	0.00%	0.00%		0.00%
483,609	N/A	507,000		507,000	0	0.00%	0.00%		0.00%
481,417	N/A	507,000		507,000	0	0.00%	0.00%		0.00%
480,192	N/A	507,000		507,000	0	0.00%	0.00%		0.00%
482,865	N/A	507,000		507,000	0	0.00%	0.00%		0.00%
482,603	N/A	507,000		507,000	0	0.00%	0.00%		0.00%
438,846	N/A	507,000		507,000	0	0.00%	0.00%		0.00%
445,235	N/A	507,000		507,000	0	0.00%	0.00%		0.00%
426,979	N/A	507,000		507,000	0	0.00%	0.00%		0.00%
454,163	N/A	507,000		507,000	0	0.00%	0.00%		0.00%
439,068	N/A	507,000		507,000	0	0.00%	0.00%		0.00%
427,927	N/A	507,000		507,000	0	0.00%	0.00%		0.00%
442,079	N/A	507,000		507,000	0	0.00%	0.00%		0.00%
490,014	N/A	507,000		507,000	0	0.00%	0.00%		0.00%
468,682	N/A	507,000		507,000	0	0.00%	0.00%		0.00%
474,435	N/A	507,000		507,000	0	0.00%	0.00%		0.00%
422,893	N/A	507,000		507,000	0	0.00%	0.00%		0.00%
429,777	N/A	507,000		507,000	0	0.00%	0.00%		0.00%
475,033	N/A	507,000		507,000	0	0.00%	0.00%		0.00%
483,154	N/A	507,000		507,000	0	0.00%	0.00%		0.00%
483,042	N/A	507,000		507,000	0	0.00%	0.00%		0.00%
482,333	N/A	507,000		507,000	0	0.00%	0.00%		0.00%
462,526	N/A	507,000		507,000	0	0.00%	0.00%		0.00%
465,330	N/A	507,000		507,000	0	0.00%	0.00%		0.00%
455,662	N/A	507,000		507,000	0	0.00%	0.00%		0.00%
458,903	N/A	507,000		507,000	0	0.00%	0.00%		0.00%
459,319	N/A	507,000		507,000	0	0.00%	0.00%		0.00%
450,667	N/A	507,000		507,000	0	0.00%	0.00%		0.00%
472,620	N/A	507,000		507,000	0	0.00%	0.00%		0.00%
458,305	N/A	507,000		507,000	0	0.00%	0.00%		0.00%
481,297	N/A	507,000		507,000	0	0.00%	0.00%		0.00%
482,215	N/A	507,000		507,000	0	0.00%	0.00%		0.00%
474,584	N/A	507,000		507,000	0	0.00%	0.00%		0.00%
459,393	N/A	507,000		507,000	0	0.00%	0.00%		0.00%
446,992	N/A	507,000		507,000	0	0.00%	0.00%		0.00%
473,003	N/A	507,000		507,000	0	0.00%	0.00%		0.00%
470,283	N/A	507,000		507,000	0	0.00%	0.00%		0.00%
443,019	N/A	507,000		507,000	0	0.00%	0.00%		0.00%
370,417	N/A	507,000		507,000	0	0.00%	0.00%		0.00%
333,637	N/A	507,000		507,000	0	0.00%	0.00%		0.00%
323,552	N/A	507,000		507,000	0	0.00%	0.00%		0.00%
313,639	N/A	507,000		507,000	0	0.00%	0.00%		0.00%
311,631	N/A	507,000		507,000	0	0.00%	0.00%		0.00%
282,278	N/A	507,000		507,000	0	0.00%	0.00%		0.00%
307,540	N/A	507,000		507,000	0	0.00%	0.00%		0.00%
370,160	N/A	507,000		507,000	0	0.00%	0.00%		0.00%
389,872	N/A	507,000		507,000	0	0.00%	0.00%		0.00%
416,333	N/A	507,000		507,000	0	0.00%	0.00%		0.00%
482,873	N/A	507,000		507,000	0	0.00%	0.00%		0.00%
448,510	N/A	507,000		507,000	0	0.00%	0.00%		0.00%
451,407	N/A	507,000		507,000	0	0.00%	0.00%		0.00%
463,257	N/A	507,000		507,000	0	0.00%	0.00%		0.00%
482,592	N/A	507,000		507,000	0	0.00%	0.00%		0.00%
482,568	N/A	507,000		507,000	0	0.00%	0.00%		0.00%
484,314	N/A	507,000		507,000	0	0.00%	0.00%		0.00%
484,549	N/A	507,000		507,000	0	0.00%	0.00%		0.00%
483,801	N/A	507,000		507,000	0	0.00%	0.00%		0.00%
482,859	N/A	507,000		507,000	0	0.00%	0.00%		0.00%
482,346	N/A	507,000		507,000	0	0.00%	0.00%		0.00%
482,797	N/A	507,000		507,000	0	0.00%	0.00%		0.00%
482,435	N/A	507,000		507,000	0	0.00%	0.00%		0.00%
483,450	N/A	507,000		507,000	0	0.00%	0.00%		0.00%
483,989	N/A	507,000		507,000	0	0.00%	0.00%		0.00%
462,333	N/A	507,000		507,000	0	0.00%	0.00%		0.00%
430,547	N/A	507,000		507,000	0	0.00%	0.00%		0.00%
401,178	N/A	507,000		507,000	0	0.00%	0.00%		0.00%
385,755	N/A	507,000		507,000	0	0.00%	0.00%		0.00%
374,322	N/A	507,000		507,000	0	0.00%	0.00%		0.00%
368,125	N/A	507,000		507,000	0	0.00%	0.00%		0.00%
385,542	N/A	507,000		507,000	0	0.00%	0.00%		0.00%
395,892	N/A	507,000		507,000	0	0.00%	0.00%		0.00%
381,625	N/A	507,000		507,000	0	0.00%	0.00%		0.00%
388,320	N/A	507,000		507,000	0	0.00%	0.00%		0.00%
436,612	N/A	507,000		507,000	0	0.00%	0.00%		0.00%
467,664	N/A	507,000		507,000	0	0.00%	0.00%		0.00%
483,123	N/A	507,000		507,000	0	0.00%	0.00%		0.00%
483,176	N/A	507,000		507,000	0	0.00%	0.00%		0.00%
483,252	N/A	507,000		507,000	0	0.00%	0.00%		0.00%

482,533	N/A	507,000	507,000	0	0.00%	0.00%	0.00%
473,557	N/A	507,000	507,000	0	0.00%	0.00%	0.00%
489,130	N/A	507,000	507,000	0	0.00%	0.00%	0.00%
485,871	N/A	507,000	507,000	0	0.00%	0.00%	0.00%
472,362	N/A	507,000	507,000	0	0.00%	0.00%	0.00%
404,448	N/A	507,000	507,000	0	0.00%	0.00%	0.00%
404,999	N/A	507,000	507,000	0	0.00%	0.00%	0.00%
440,374	N/A	507,000	507,000	0	0.00%	0.00%	0.00%
477,549	N/A	507,000	507,000	0	0.00%	0.00%	0.00%
473,591	N/A	507,000	507,000	0	0.00%	0.00%	0.00%
450,268	N/A	507,000	507,000	0	0.00%	0.00%	0.00%
420,739	N/A	507,000	507,000	0	0.00%	0.00%	0.00%
465,584	N/A	507,000	507,000	0	0.00%	0.00%	0.00%
483,267	N/A	507,000	507,000	0	0.00%	0.00%	0.00%
483,576	N/A	507,000	507,000	0	0.00%	0.00%	0.00%
475,814	N/A	507,000	507,000	0	0.00%	0.00%	0.00%
439,246	N/A	507,000	507,000	0	0.00%	0.00%	0.00%
417,969	N/A	507,000	507,000	0	0.00%	0.00%	0.00%
452,685	N/A	507,000	507,000	0	0.00%	0.00%	0.00%
469,897	N/A	507,000	507,000	0	0.00%	0.00%	0.00%
473,700	N/A	507,000	507,000	0	0.00%	0.00%	0.00%
456,743	N/A	507,000	507,000	0	0.00%	0.00%	0.00%
467,483	N/A	507,000	507,000	0	0.00%	0.00%	0.00%
459,587	N/A	507,000	507,000	0	0.00%	0.00%	0.00%
452,601	N/A	507,000	507,000	0	0.00%	0.00%	0.00%
482,470	N/A	507,000	507,000	0	0.00%	0.00%	0.00%
483,082	N/A	507,000	507,000	0	0.00%	0.00%	0.00%
472,154	N/A	507,000	507,000	0	0.00%	0.00%	0.00%
444,285	N/A	507,000	507,000	0	0.00%	0.00%	0.00%
421,069	N/A	507,000	507,000	0	0.00%	0.00%	0.00%
482,996	N/A	507,000	507,000	0	0.00%	0.00%	0.00%
477,477	N/A	507,000	507,000	0	0.00%	0.00%	0.00%
424,170	N/A	507,000	507,000	0	0.00%	0.00%	0.00%
363,698	N/A	507,000	507,000	0	0.00%	0.00%	0.00%
320,707	N/A	507,000	507,000	0	0.00%	0.00%	0.00%
314,754	N/A	507,000	507,000	0	0.00%	0.00%	0.00%
365,286	N/A	507,000	507,000	0	0.00%	0.00%	0.00%
398,215	N/A	507,000	507,000	0	0.00%	0.00%	0.00%
442,371	N/A	507,000	507,000	0	0.00%	0.00%	0.00%
450,081	N/A	507,000	507,000	0	0.00%	0.00%	0.00%
421,360	N/A	507,000	507,000	0	0.00%	0.00%	0.00%
456,186	N/A	507,000	507,000	0	0.00%	0.00%	0.00%
462,024	N/A	507,000	507,000	0	0.00%	0.00%	0.00%
407,037	N/A	507,000	507,000	0	0.00%	0.00%	0.00%
413,974	N/A	507,000	507,000	0	0.00%	0.00%	0.00%
431,177	N/A	507,000	507,000	0	0.00%	0.00%	0.00%
454,335	N/A	507,000	507,000	0	0.00%	0.00%	0.00%
472,679	N/A	507,000	507,000	0	0.00%	0.00%	0.00%
439,565	N/A	507,000	507,000	0	0.00%	0.00%	0.00%
451,316	N/A	507,000	507,000	0	0.00%	0.00%	0.00%
473,652	N/A	507,000	507,000	0	0.00%	0.00%	0.00%
465,704	N/A	507,000	507,000	0	0.00%	0.00%	0.00%
474,232	N/A	507,000	507,000	0	0.00%	0.00%	0.00%
449,197	N/A	507,000	507,000	0	0.00%	0.00%	0.00%
397,733	N/A	507,000	507,000	0	0.00%	0.00%	0.00%
373,974	N/A	507,000	507,000	0	0.00%	0.00%	0.00%
423,135	N/A	507,000	507,000	0	0.00%	0.00%	0.00%
294,013	N/A	507,000	507,000	0	0.00%	0.00%	0.00%
283,068	N/A	507,000	507,000	0	0.00%	0.00%	0.00%
281,324	N/A	507,000	507,000	0	0.00%	0.00%	0.00%
335,284	N/A	507,000	507,000	0	0.00%	0.00%	0.00%
432,767	N/A	507,000	507,000	0	0.00%	0.00%	0.00%
459,891	N/A	507,000	507,000	0	0.00%	0.00%	0.00%
410,462	N/A	507,000	507,000	0	0.00%	0.00%	0.00%
437,877	N/A	507,000	507,000	0	0.00%	0.00%	0.00%
442,944	N/A	507,000	507,000	0	0.00%	0.00%	0.00%
494,318	N/A	507,000	507,000	0	0.00%	0.00%	0.00%
469,049	N/A	507,000	507,000	0	0.00%	0.00%	0.00%
454,960	N/A	507,000	507,000	0	0.00%	0.00%	0.00%
458,590	N/A	507,000	507,000	0	0.00%	0.00%	0.00%
437,554	N/A	507,000	507,000	0	0.00%	0.00%	0.00%
443,909	N/A	507,000	507,000	0	0.00%	0.00%	0.00%
420,037	N/A	507,000	507,000	0	0.00%	0.00%	0.00%
437,343	N/A	507,000	507,000	0	0.00%	0.00%	0.00%
455,542	N/A	507,000	507,000	0	0.00%	0.00%	0.00%
455,581	N/A	507,000	507,000	0	0.00%	0.00%	0.00%
449,765	N/A	507,000	507,000	0	0.00%	0.00%	0.00%
401,000	N/A	507,000	507,000	0	0.00%	0.00%	0.00%
369,835	N/A	507,000	507,000	0	0.00%	0.00%	0.00%
384,560	N/A	507,000	507,000	0	0.00%	0.00%	0.00%
415,844	N/A	507,000	507,000	0	0.00%	0.00%	0.00%
402,597	N/A	507,000	507,000	0	0.00%	0.00%	0.00%
415,365	N/A	507,000	507,000	0	0.00%	0.00%	0.00%
422,921	N/A	507,000	507,000	0	0.00%	0.00%	0.00%
465,333	N/A	507,000	507,000	0	0.00%	0.00%	0.00%
464,634	N/A	507,000	507,000	0	0.00%	0.00%	0.00%
433,486	N/A	507,000	507,000	0	0.00%	0.00%	0.00%
434,228	N/A	507,000	507,000	0	0.00%	0.00%	0.00%
460,604	N/A	507,000	507,000	0	0.00%	0.00%	0.00%
488,296	N/A	507,000	507,000	0	0.00%	0.00%	0.00%
487,569	N/A	507,000	507,000	0	0.00%	0.00%	0.00%
483,852	N/A	507,000	507,000	0	0.00%	0.00%	0.00%
483,537	N/A	507,000	507,000	0	0.00%	0.00%	0.00%
465,820	N/A	507,000	507,000	0	0.00%	0.00%	0.00%
434,341	N/A	507,000	507,000	0	0.00%	0.00%	0.00%
413,847	N/A	507,000	507,000	0	0.00%	0.00%	0.00%
445,903	N/A	507,000	507,000	0	0.00%	0.00%	0.00%
487,406	N/A	507,000	507,000	0	0.00%	0.00%	0.00%

531,053	N/A	507,000	507,000	0	0.00%	0.00%	0.00%
532,316	N/A	507,000	507,000	0	0.00%	0.00%	0.00%
533,250	N/A	507,000	507,000	0	0.00%	0.00%	0.00%
533,430	N/A	507,000	507,000	0	0.00%	0.00%	0.00%
484,340	N/A	507,000	507,000	0	0.00%	0.00%	0.00%
405,813	N/A	507,000	507,000	0	0.00%	0.00%	0.00%
407,486	N/A	507,000	507,000	0	0.00%	0.00%	0.00%
416,923	N/A	507,000	507,000	0	0.00%	0.00%	0.00%
532,664	N/A	507,000	507,000	0	0.00%	0.00%	0.00%
515,438	N/A	507,000	507,000	0	0.00%	0.00%	0.00%
475,108	N/A	507,000	507,000	0	0.00%	0.00%	0.00%
440,457	N/A	507,000	507,000	0	0.00%	0.00%	0.00%
437,799	N/A	507,000	507,000	0	0.00%	0.00%	0.00%
411,772	N/A	507,000	507,000	0	0.00%	0.00%	0.00%
454,812	N/A	507,000	507,000	0	0.00%	0.00%	0.00%
461,765	N/A	507,000	507,000	0	0.00%	0.00%	0.00%
472,926	N/A	507,000	507,000	0	0.00%	0.00%	0.00%
465,315	N/A	507,000	507,000	0	0.00%	0.00%	0.00%
477,833	N/A	507,000	507,000	0	0.00%	0.00%	0.00%
468,788	N/A	507,000	507,000	0	0.00%	0.00%	0.00%
527,029	N/A	507,000	507,000	0	0.00%	0.00%	0.00%
533,059	N/A	507,000	507,000	0	0.00%	0.00%	0.00%
534,439	N/A	507,000	507,000	0	0.00%	0.00%	0.00%
535,338	N/A	507,000	507,000	0	0.00%	0.00%	0.00%
529,651	N/A	507,000	507,000	0	0.00%	0.00%	0.00%
441,836	N/A	507,000	507,000	0	0.00%	0.00%	0.00%
436,208	N/A	507,000	507,000	0	0.00%	0.00%	0.00%
439,416	N/A	507,000	507,000	0	0.00%	0.00%	0.00%
338,995	N/A	507,000	507,000	0	0.00%	0.00%	0.00%
299,018	N/A	507,000	507,000	0	0.00%	0.00%	0.00%
356,188	N/A	507,000	507,000	0	0.00%	0.00%	0.00%
368,541	N/A	507,000	507,000	0	0.00%	0.00%	0.00%
322,312	N/A	507,000	507,000	0	0.00%	0.00%	0.00%
289,729	N/A	507,000	507,000	0	0.00%	0.00%	0.00%
290,961	N/A	507,000	507,000	0	0.00%	0.00%	0.00%
294,802	N/A	507,000	507,000	0	0.00%	0.00%	0.00%
350,862	N/A	507,000	507,000	0	0.00%	0.00%	0.00%
388,138	N/A	507,000	507,000	0	0.00%	0.00%	0.00%
456,024	N/A	507,000	507,000	0	0.00%	0.00%	0.00%
464,121	N/A	507,000	507,000	0	0.00%	0.00%	0.00%
450,238	N/A	507,000	507,000	0	0.00%	0.00%	0.00%
475,282	N/A	507,000	507,000	0	0.00%	0.00%	0.00%
474,920	N/A	507,000	507,000	0	0.00%	0.00%	0.00%
475,612	N/A	507,000	507,000	0	0.00%	0.00%	0.00%
468,705	N/A	507,000	507,000	0	0.00%	0.00%	0.00%
452,104	N/A	507,000	507,000	0	0.00%	0.00%	0.00%
456,087	N/A	507,000	507,000	0	0.00%	0.00%	0.00%
472,497	N/A	507,000	507,000	0	0.00%	0.00%	0.00%
460,488	N/A	507,000	507,000	0	0.00%	0.00%	0.00%
430,678	N/A	507,000	507,000	0	0.00%	0.00%	0.00%
375,548	N/A	507,000	507,000	0	0.00%	0.00%	0.00%
401,998	N/A	507,000	507,000	0	0.00%	0.00%	0.00%
332,155	N/A	507,000	507,000	0	0.00%	0.00%	0.00%
326,124	N/A	507,000	507,000	0	0.00%	0.00%	0.00%
381,252	N/A	507,000	507,000	0	0.00%	0.00%	0.00%
396,222	N/A	507,000	507,000	0	0.00%	0.00%	0.00%
357,690	N/A	507,000	507,000	0	0.00%	0.00%	0.00%
328,420	N/A	507,000	507,000	0	0.00%	0.00%	0.00%
358,117	N/A	507,000	507,000	0	0.00%	0.00%	0.00%
346,724	N/A	507,000	507,000	0	0.00%	0.00%	0.00%
341,492	N/A	507,000	507,000	0	0.00%	0.00%	0.00%
373,851	N/A	507,000	507,000	0	0.00%	0.00%	0.00%
346,085	N/A	507,000	507,000	0	0.00%	0.00%	0.00%
374,359	N/A	507,000	507,000	0	0.00%	0.00%	0.00%
401,386	N/A	507,000	507,000	0	0.00%	0.00%	0.00%
447,869	N/A	507,000	507,000	0	0.00%	0.00%	0.00%
425,832	N/A	507,000	507,000	0	0.00%	0.00%	0.00%
439,019	N/A	507,000	507,000	0	0.00%	0.00%	0.00%
481,935	N/A	507,000	507,000	0	0.00%	0.00%	0.00%
465,027	N/A	507,000	507,000	0	0.00%	0.00%	0.00%
477,449	N/A	507,000	507,000	0	0.00%	0.00%	0.00%
470,126	N/A	507,000	507,000	0	0.00%	0.00%	0.00%
455,908	N/A	507,000	507,000	0	0.00%	0.00%	0.00%
436,815	N/A	507,000	507,000	0	0.00%	0.00%	0.00%
440,342	N/A	507,000	507,000	0	0.00%	0.00%	0.00%
429,567	N/A	507,000	507,000	0	0.00%	0.00%	0.00%
393,331	N/A	507,000	507,000	0	0.00%	0.00%	0.00%
429,078	N/A	507,000	507,000	0	0.00%	0.00%	0.00%
410,785	N/A	507,000	507,000	0	0.00%	0.00%	0.00%
370,253	N/A	507,000	507,000	0	0.00%	0.00%	0.00%
371,870	N/A	507,000	507,000	0	0.00%	0.00%	0.00%
363,920	N/A	507,000	507,000	0	0.00%	0.00%	0.00%
382,552	N/A	507,000	507,000	0	0.00%	0.00%	0.00%
374,024	N/A	507,000	507,000	0	0.00%	0.00%	0.00%
426,428	N/A	507,000	507,000	0	0.00%	0.00%	0.00%
470,019	N/A	507,000	507,000	0	0.00%	0.00%	0.00%
450,212	N/A	507,000	507,000	0	0.00%	0.00%	0.00%
440,818	N/A	507,000	507,000	0	0.00%	0.00%	0.00%
426,990	N/A	507,000	507,000	0	0.00%	0.00%	0.00%
436,115	N/A	507,000	507,000	0	0.00%	0.00%	0.00%
465,797	N/A	507,000	507,000	0	0.00%	0.00%	0.00%
484,138	N/A	507,000	507,000	0	0.00%	0.00%	0.00%
486,437	N/A	507,000	507,000	0	0.00%	0.00%	0.00%
456,363	N/A	507,000	507,000	0	0.00%	0.00%	0.00%
455,070	N/A	507,000	507,000	0	0.00%	0.00%	0.00%
513,063	N/A	507,000	507,000	0	0.00%	0.00%	0.00%
522,427	N/A	507,000	507,000	0	0.00%	0.00%	0.00%
525,122	N/A	507,000	507,000	0	0.00%	0.00%	0.00%

511,360	N/A	507,000	507,000	0	0.00%	0.00%	0.00%
434,600	N/A	507,000	507,000	0	0.00%	0.00%	0.00%
414,372	N/A	507,000	507,000	0	0.00%	0.00%	0.00%
406,828	N/A	507,000	507,000	0	0.00%	0.00%	0.00%
416,470	N/A	507,000	507,000	0	0.00%	0.00%	0.00%
408,851	N/A	507,000	507,000	0	0.00%	0.00%	0.00%
400,862	N/A	507,000	507,000	0	0.00%	0.00%	0.00%
387,206	N/A	507,000	507,000	0	0.00%	0.00%	0.00%
412,355	N/A	507,000	507,000	0	0.00%	0.00%	0.00%
426,940	N/A	507,000	507,000	0	0.00%	0.00%	0.00%
429,471	N/A	507,000	507,000	0	0.00%	0.00%	0.00%
434,903	N/A	507,000	507,000	0	0.00%	0.00%	0.00%
432,323	N/A	507,000	507,000	0	0.00%	0.00%	0.00%
439,646	N/A	507,000	507,000	0	0.00%	0.00%	0.00%
436,288	N/A	507,000	507,000	0	0.00%	0.00%	0.00%
381,910	N/A	507,000	507,000	0	0.00%	0.00%	0.00%
416,547	N/A	507,000	507,000	0	0.00%	0.00%	0.00%
457,967	N/A	507,000	507,000	0	0.00%	0.00%	0.00%
368,160	N/A	507,000	507,000	0	0.00%	0.00%	0.00%
312,359	N/A	507,000	507,000	0	0.00%	0.00%	0.00%
308,588	N/A	507,000	507,000	0	0.00%	0.00%	0.00%
397,054	N/A	507,000	507,000	0	0.00%	0.00%	0.00%
425,535	N/A	507,000	507,000	0	0.00%	0.00%	0.00%
410,158	N/A	507,000	507,000	0	0.00%	0.00%	0.00%
395,989	N/A	507,000	507,000	0	0.00%	0.00%	0.00%
420,855	N/A	507,000	507,000	0	0.00%	0.00%	0.00%
404,410	N/A	507,000	507,000	0	0.00%	0.00%	0.00%
363,858	N/A	507,000	507,000	0	0.00%	0.00%	0.00%
407,698	N/A	507,000	507,000	0	0.00%	0.00%	0.00%
378,340	N/A	507,000	507,000	0	0.00%	0.00%	0.00%
343,984	N/A	507,000	507,000	0	0.00%	0.00%	0.00%
336,029	N/A	507,000	507,000	0	0.00%	0.00%	0.00%
383,104	N/A	507,000	507,000	0	0.00%	0.00%	0.00%
421,033	N/A	507,000	507,000	0	0.00%	0.00%	0.00%
423,308	N/A	507,000	507,000	0	0.00%	0.00%	0.00%
417,887	N/A	507,000	507,000	0	0.00%	0.00%	0.00%
460,794	N/A	507,000	507,000	0	0.00%	0.00%	0.00%
471,692	N/A	507,000	507,000	0	0.00%	0.00%	0.00%
461,039	N/A	507,000	507,000	0	0.00%	0.00%	0.00%
440,252	N/A	507,000	507,000	0	0.00%	0.00%	0.00%
440,870	N/A	507,000	507,000	0	0.00%	0.00%	0.00%
459,859	N/A	507,000	507,000	0	0.00%	0.00%	0.00%
403,473	N/A	507,000	507,000	0	0.00%	0.00%	0.00%
391,432	N/A	507,000	507,000	0	0.00%	0.00%	0.00%
363,978	N/A	507,000	507,000	0	0.00%	0.00%	0.00%
402,816	N/A	507,000	507,000	0	0.00%	0.00%	0.00%
425,133	N/A	507,000	507,000	0	0.00%	0.00%	0.00%
402,243	N/A	507,000	507,000	0	0.00%	0.00%	0.00%
420,933	N/A	507,000	507,000	0	0.00%	0.00%	0.00%
403,410	N/A	507,000	507,000	0	0.00%	0.00%	0.00%
367,876	N/A	507,000	507,000	0	0.00%	0.00%	0.00%
362,053	N/A	507,000	507,000	0	0.00%	0.00%	0.00%
411,123	N/A	507,000	507,000	0	0.00%	0.00%	0.00%
390,019	N/A	507,000	507,000	0	0.00%	0.00%	0.00%
353,975	N/A	507,000	507,000	0	0.00%	0.00%	0.00%
350,588	N/A	507,000	507,000	0	0.00%	0.00%	0.00%
407,791	N/A	507,000	507,000	0	0.00%	0.00%	0.00%
420,210	N/A	507,000	507,000	0	0.00%	0.00%	0.00%
442,186	N/A	507,000	507,000	0	0.00%	0.00%	0.00%
450,464	N/A	507,000	507,000	0	0.00%	0.00%	0.00%
466,586	N/A	507,000	507,000	0	0.00%	0.00%	0.00%
450,839	N/A	507,000	507,000	0	0.00%	0.00%	0.00%
438,596	N/A	507,000	507,000	0	0.00%	0.00%	0.00%
455,778	N/A	507,000	507,000	0	0.00%	0.00%	0.00%
457,588	N/A	507,000	507,000	0	0.00%	0.00%	0.00%
421,249	N/A	507,000	507,000	0	0.00%	0.00%	0.00%
421,815	N/A	507,000	507,000	0	0.00%	0.00%	0.00%
428,275	N/A	507,000	507,000	0	0.00%	0.00%	0.00%
405,324	N/A	507,000	507,000	0	0.00%	0.00%	0.00%
443,993	N/A	507,000	507,000	0	0.00%	0.00%	0.00%
436,784	N/A	507,000	507,000	0	0.00%	0.00%	0.00%
417,594	N/A	507,000	507,000	0	0.00%	0.00%	0.00%
428,888	N/A	507,000	507,000	0	0.00%	0.00%	0.00%
399,222	N/A	507,000	507,000	0	0.00%	0.00%	0.00%
414,485	N/A	507,000	507,000	0	0.00%	0.00%	0.00%
427,687	N/A	507,000	507,000	0	0.00%	0.00%	0.00%
375,776	N/A	507,000	507,000	0	0.00%	0.00%	0.00%
394,363	N/A	507,000	507,000	0	0.00%	0.00%	0.00%
369,595	N/A	507,000	507,000	0	0.00%	0.00%	0.00%
365,670	N/A	507,000	507,000	0	0.00%	0.00%	0.00%
404,618	N/A	507,000	507,000	0	0.00%	0.00%	0.00%
428,552	N/A	507,000	507,000	0	0.00%	0.00%	0.00%
417,366	N/A	507,000	507,000	0	0.00%	0.00%	0.00%
433,826	N/A	507,000	507,000	0	0.00%	0.00%	0.00%
452,685	N/A	507,000	507,000	0	0.00%	0.00%	0.00%
440,212	N/A	507,000	507,000	0	0.00%	0.00%	0.00%
461,341	N/A	507,000	507,000	0	0.00%	0.00%	0.00%
455,006	N/A	507,000	507,000	0	0.00%	0.00%	0.00%
475,567	N/A	507,000	507,000	0	0.00%	0.00%	0.00%
443,309	N/A	507,000	507,000	0	0.00%	0.00%	0.00%
395,636	N/A	507,000	507,000	0	0.00%	0.00%	0.00%
367,744	N/A	507,000	507,000	0	0.00%	0.00%	0.00%
332,566	N/A	507,000	507,000	0	0.00%	0.00%	0.00%
448,225	N/A	507,000	507,000	0	0.00%	0.00%	0.00%
465,569	N/A	507,000	507,000	0	0.00%	0.00%	0.00%
442,276	N/A	507,000	507,000	0	0.00%	0.00%	0.00%
475,679	N/A	507,000	507,000	0	0.00%	0.00%	0.00%
455,113	N/A	507,000	507,000	0	0.00%	0.00%	0.00%

433,107	N/A	507,000	507,000	0	0.00%	0.00%	0.00%
368,024	N/A	507,000	507,000	0	0.00%	0.00%	0.00%
348,115	N/A	507,000	507,000	0	0.00%	0.00%	0.00%
341,312	N/A	507,000	507,000	0	0.00%	0.00%	0.00%
302,422	N/A	507,000	507,000	0	0.00%	0.00%	0.00%
285,301	N/A	507,000	507,000	0	0.00%	0.00%	0.00%
307,714	N/A	507,000	507,000	0	0.00%	0.00%	0.00%
284,783	N/A	507,000	507,000	0	0.00%	0.00%	0.00%
317,621	N/A	507,000	507,000	0	0.00%	0.00%	0.00%
395,608	N/A	507,000	507,000	0	0.00%	0.00%	0.00%
391,945	N/A	507,000	507,000	0	0.00%	0.00%	0.00%
428,967	N/A	507,000	507,000	0	0.00%	0.00%	0.00%
415,909	N/A	507,000	507,000	0	0.00%	0.00%	0.00%
404,470	N/A	507,000	507,000	0	0.00%	0.00%	0.00%
418,052	N/A	507,000	507,000	0	0.00%	0.00%	0.00%
455,647	N/A	507,000	507,000	0	0.00%	0.00%	0.00%
463,883	N/A	507,000	507,000	0	0.00%	0.00%	0.00%
473,949	N/A	507,000	507,000	0	0.00%	0.00%	0.00%
455,003	N/A	507,000	507,000	0	0.00%	0.00%	0.00%
475,334	N/A	507,000	507,000	0	0.00%	0.00%	0.00%
446,633	N/A	507,000	507,000	0	0.00%	0.00%	0.00%
446,852	N/A	507,000	507,000	0	0.00%	0.00%	0.00%
424,478	N/A	507,000	507,000	0	0.00%	0.00%	0.00%
437,310	N/A	507,000	507,000	0	0.00%	0.00%	0.00%
424,696	N/A	507,000	507,000	0	0.00%	0.00%	0.00%
370,155	N/A	507,000	507,000	0	0.00%	0.00%	0.00%
363,290	N/A	507,000	507,000	0	0.00%	0.00%	0.00%
327,196	N/A	507,000	507,000	0	0.00%	0.00%	0.00%
312,313	N/A	507,000	507,000	0	0.00%	0.00%	0.00%
297,369	N/A	507,000	507,000	0	0.00%	0.00%	0.00%
306,626	N/A	507,000	507,000	0	0.00%	0.00%	0.00%
271,862	N/A	507,000	507,000	0	0.00%	0.00%	0.00%
277,102	N/A	507,000	507,000	0	0.00%	0.00%	0.00%
312,494	N/A	507,000	507,000	0	0.00%	0.00%	0.00%
330,526	N/A	507,000	507,000	0	0.00%	0.00%	0.00%
364,246	N/A	507,000	507,000	0	0.00%	0.00%	0.00%
396,223	N/A	507,000	507,000	0	0.00%	0.00%	0.00%
404,584	N/A	507,000	507,000	0	0.00%	0.00%	0.00%
417,030	N/A	507,000	507,000	0	0.00%	0.00%	0.00%
456,424	N/A	507,000	507,000	0	0.00%	0.00%	0.00%
452,134	N/A	507,000	507,000	0	0.00%	0.00%	0.00%
438,558	N/A	507,000	507,000	0	0.00%	0.00%	0.00%
447,997	N/A	507,000	507,000	0	0.00%	0.00%	0.00%
471,271	N/A	507,000	507,000	0	0.00%	0.00%	0.00%
471,969	N/A	507,000	507,000	0	0.00%	0.00%	0.00%
474,129	N/A	507,000	507,000	0	0.00%	0.00%	0.00%
448,671	N/A	507,000	507,000	0	0.00%	0.00%	0.00%
440,849	N/A	507,000	507,000	0	0.00%	0.00%	0.00%
395,768	N/A	507,000	507,000	0	0.00%	0.00%	0.00%
356,249	N/A	507,000	507,000	0	0.00%	0.00%	0.00%
342,495	N/A	507,000	507,000	0	0.00%	0.00%	0.00%
333,621	N/A	507,000	507,000	0	0.00%	0.00%	0.00%
328,306	N/A	507,000	507,000	0	0.00%	0.00%	0.00%
334,807	N/A	507,000	507,000	0	0.00%	0.00%	0.00%
382,221	N/A	507,000	507,000	0	0.00%	0.00%	0.00%
405,359	N/A	507,000	507,000	0	0.00%	0.00%	0.00%
454,693	N/A	507,000	507,000	0	0.00%	0.00%	0.00%
469,891	N/A	507,000	507,000	0	0.00%	0.00%	0.00%
434,046	N/A	507,000	507,000	0	0.00%	0.00%	0.00%
448,743	N/A	507,000	507,000	0	0.00%	0.00%	0.00%
469,668	N/A	507,000	507,000	0	0.00%	0.00%	0.00%
455,275	N/A	507,000	507,000	0	0.00%	0.00%	0.00%
459,910	N/A	507,000	507,000	0	0.00%	0.00%	0.00%
459,733	N/A	507,000	507,000	0	0.00%	0.00%	0.00%
409,474	N/A	507,000	507,000	0	0.00%	0.00%	0.00%
370,463	N/A	507,000	507,000	0	0.00%	0.00%	0.00%
348,768	N/A	507,000	507,000	0	0.00%	0.00%	0.00%
423,657	N/A	507,000	507,000	0	0.00%	0.00%	0.00%
450,605	N/A	507,000	507,000	0	0.00%	0.00%	0.00%
427,241	N/A	507,000	507,000	0	0.00%	0.00%	0.00%
444,064	N/A	507,000	507,000	0	0.00%	0.00%	0.00%
397,038	N/A	507,000	507,000	0	0.00%	0.00%	0.00%
428,857	N/A	507,000	507,000	0	0.00%	0.00%	0.00%
397,248	N/A	507,000	507,000	0	0.00%	0.00%	0.00%
358,505	N/A	507,000	507,000	0	0.00%	0.00%	0.00%
348,656	N/A	507,000	507,000	0	0.00%	0.00%	0.00%
361,289	N/A	507,000	507,000	0	0.00%	0.00%	0.00%
356,772	N/A	507,000	507,000	0	0.00%	0.00%	0.00%
395,381	N/A	507,000	507,000	0	0.00%	0.00%	0.00%
406,195	N/A	507,000	507,000	0	0.00%	0.00%	0.00%
415,272	N/A	507,000	507,000	0	0.00%	0.00%	0.00%
421,915	N/A	507,000	507,000	0	0.00%	0.00%	0.00%
468,946	N/A	507,000	507,000	0	0.00%	0.00%	0.00%
471,398	N/A	507,000	507,000	0	0.00%	0.00%	0.00%
461,260	N/A	507,000	507,000	0	0.00%	0.00%	0.00%
389,579	N/A	507,000	507,000	0	0.00%	0.00%	0.00%
392,583	N/A	507,000	507,000	0	0.00%	0.00%	0.00%
437,053	N/A	507,000	507,000	0	0.00%	0.00%	0.00%
443,423	N/A	507,000	507,000	0	0.00%	0.00%	0.00%
391,314	N/A	507,000	507,000	0	0.00%	0.00%	0.00%
416,362	N/A	507,000	507,000	0	0.00%	0.00%	0.00%
409,741	N/A	507,000	507,000	0	0.00%	0.00%	0.00%
396,064	N/A	507,000	507,000	0	0.00%	0.00%	0.00%
426,207	N/A	507,000	507,000	0	0.00%	0.00%	0.00%
384,657	N/A	507,000	507,000	0	0.00%	0.00%	0.00%
399,277	N/A	507,000	507,000	0	0.00%	0.00%	0.00%
374,917	N/A	507,000	507,000	0	0.00%	0.00%	0.00%
380,499	N/A	507,000	507,000	0	0.00%	0.00%	0.00%

386,294	N/A	507,000	507,000	0	0.00%	0.00%	0.00%
345,512	N/A	507,000	507,000	0	0.00%	0.00%	0.00%
301,154	N/A	507,000	507,000	0	0.00%	0.00%	0.00%
288,634	N/A	507,000	507,000	0	0.00%	0.00%	0.00%
327,778	N/A	507,000	507,000	0	0.00%	0.00%	0.00%
359,044	N/A	507,000	507,000	0	0.00%	0.00%	0.00%
396,793	N/A	507,000	507,000	0	0.00%	0.00%	0.00%
447,768	N/A	507,000	507,000	0	0.00%	0.00%	0.00%
481,100	N/A	507,000	507,000	0	0.00%	0.00%	0.00%
419,469	N/A	507,000	507,000	0	0.00%	0.00%	0.00%
449,004	N/A	507,000	507,000	0	0.00%	0.00%	0.00%
460,521	N/A	507,000	507,000	0	0.00%	0.00%	0.00%
472,196	N/A	507,000	507,000	0	0.00%	0.00%	0.00%
452,854	N/A	507,000	507,000	0	0.00%	0.00%	0.00%
472,295	N/A	507,000	507,000	0	0.00%	0.00%	0.00%
464,027	N/A	507,000	507,000	0	0.00%	0.00%	0.00%
411,156	N/A	507,000	507,000	0	0.00%	0.00%	0.00%
417,283	N/A	507,000	507,000	0	0.00%	0.00%	0.00%
418,253	N/A	507,000	507,000	0	0.00%	0.00%	0.00%
401,626	N/A	507,000	507,000	0	0.00%	0.00%	0.00%
407,761	N/A	507,000	507,000	0	0.00%	0.00%	0.00%
381,085	N/A	507,000	507,000	0	0.00%	0.00%	0.00%
366,748	N/A	507,000	507,000	0	0.00%	0.00%	0.00%
0

0	N/A	507,000	507,000	0	0.00%	0.00%	0.00%

0	N/A	507,000	507,000	0	0.00%	0.00%	0.00%

Modelo de Hoja de Trabajo para la Disponibilidad Equivalente

	Month	# dias	OH	Accum. OH 12 Months	AH	Accum. AH 12 Months	Derated Capacity Reduction (MW)	Derated Hours	EDH	Accum. EDH 12 Months	PH	Accum. PH 12 Months	EFMH	Accum. EFMH 12 Months	EAF	EAAF
1	Marzo	11	18.0	18.00	246	246	-	-	31.8	31.8	264	264.0	0.0	0.0	81.1%	86.7%
2	Abril	30	55.0	73.00	665	911.00	-	-	47.0	78.8	720	984.0	0.0	0.0	85.8%	94.7%
3	Mayo	31	0.0	73.00	744	1655.00	-	-	28.9	107.7	744	1728.0	0.0	0.0	96.1%	100.0%
4	Junio	30	46.0	119.00	674	2329.00	-	-	174.2	281.9	720	2448.0	0.0	0.0	69.4%	63.3%
5	Julio	31	35.0	154.00	709	3038.00	-	-	172.7	454.6	744	3192.0	0.0	0.0	72.1%	68.7%
6	Aug	31	0.0	154.00	744	3782.00	-	-	87.9	542.5	744	3936.0	0.0	0.0	88.2%	97.8%
7	Sept.	30	28.0	182.00	692	4474.00	-	-	179.2	721.7	720	4656.0	0.0	0.0	71.2%	66.9%
8	Oct	31	26.0	208.00	718	5192.00	-	-	352.5	1,074.2	744	5400.0	0.0	0.0	49.1%	0.0%
9	Nov	30	48.0	256.00	672	5864.00	-	-	148.9	1,223.1	720	6120.0	0.0	0.0	72.7%	69.9%
10	Dec	31	25.0	281.00	719	6583.00	-	-	192.2	1,415.3	744	6864.0	0.0	0.0	70.8%	66.1%
11	Jan-01	31	0.0	281.00	744	7327.00	-	-	0.0	1,415.3	744	7608.0	0.0	0.0	100.0%	100.0%
12	Feb-01	28	1.0	282.00	671	7998.00	-	-	72.0	1,487.3	672	8280.0	0.0	0.0	89.1%	98.9%
		20	0.0	-	-	-	-	-	119.0	-	480	-	0.0	-	75.2%	70.9%
		11	10.0	-	-	-	-	-	8.5	-	264	-	0.0	-	93.0%	101.0%
13	Mar-01	31	10.0	274.00	734	8486.00	-	-	127.5	1,583.0	744	8760.0	0.0	0.0	-	-
14	Abril-01	30	0.0	219.00	720	8541.00	-	-	6.1	1,542.1	720	8760.0	0.0	0.0	99.2%	101.0%
15	May-01	31	0.0	219.00	744	8541.00	-	-	210.2	1,723.4	744	8760.0	0.0	0.0	77.8%	75.1%
16	Jun-01	30	0.0	173.00	720	8587.00	-	-	217.2	1,766.4	720	8760.0	0.0	0.0	77.9%	75.3%
17	Jul-01	31	7.0	145.00	737	8615.00	-	-	31.0	1,624.7	744	8760.0	0.0	0.0	79.8%	79.1%
18	Aug-01	31	0.0	145.00	744	8615.00	-	-	145.0	1,681.8	744	8760.0	0.0	0.0	79.1%	77.7%
19	Sep-01	30	0.0	117.00	720	8643.00	-	-	26.5	1,529.1	720	8760.0	0.0	0.0	81.2%	81.9%
20	Oct-01	31	18.0	109.00	726	8651.00	-	-	187.6	1,364.2	744	8760.0	0.0	0.0	83.2%	85.9%
21	Nov-01	30	0.0	61.00	720	8699.00	-	-	5.5	1,220.8	720	8760.0	0.0	0.0	85.4%	90.3%
22	Dec-01	31	110.0	146.00	634	8614.00	-	-	70.4	1,099.0	744	8760.0	0.0	0.0	85.8%	91.1%
23	Jan-02	31	0.0	146.00	744	8614.00	-	-	67.8	1,166.8	744	8760.0	0.0	0.0	85.0%	89.5%
24	Feb-02	28	37.0	182.00	635	8578.00	-	-	68.1	1,162.9	672	8760.0	0.0	0.0	84.6%	88.7%
25	Mar-02	31	7.0	179.00	737	8581.00	-	-	135.8	1,171.2	744	8760.0	0.0	0.0	84.6%	88.7%
26	Apr-02	30	0.0	179.00	720	8581.00	-	-	38.4	1,203.5	720	8760.0	0.0	0.0	84.2%	87.9%
27	May-02	31	0.0	179.00	744	8581.00	-	-	51.1	1,044.4	744	8760.0	0.0	0.0	86.0%	91.5%
28	Jun-02	30	4.0	183.00	716	8577.00	-	-	10.0	837.2	720	8760.0	0.0	0.0	88.4%	95.1%
29	Jul-02	31	4.0	180.00	740	8580.00	-	-	242.0	1,048.2	744	8760.0	0.0	0.0	86.0%	91.5%
30	Aug-02	31	37.0	217.00	707	8543.00	-	-	344.6	1,247.8	744	8760.0	0.0	0.0	83.3%	86.1%
31	Sep-02	30	9.0	226.00	711	8534.00	-	-	144.1	1,365.4	720	8760.0	0.0	0.0	81.8%	83.1%

Modelo de Hoja de Trabajo para la Disponibilidad Equivalente
Datos utilizados son solamente para propositos de ilustración.

Week	SPF declarado por ECO ($/MMBtu)	Cantidad declarada por ECO (MMBtu)	*Spot Fuel Price* organizado por Precio (Ejecutar Macro Msfp - Ctrl M) Semana que comienza en	Mejor					BTU Equivalentes Balance	BTU Equivalentes Utilizados		Promedio Pesado SPF
								MMBTU equivalentes reportados:	**158,079**	152,730		
1	11.50	138,079	01/28/20	1	11.50	138,079	08/25/20	1	20,000	138,079	14,651	1,587,909
2	11.50	0	02/04/20	2	11.50	30,000	09/01/20	2	0	20,000	-5,349	168,482
3	11.50	10,000	02/11/20	3	11.50	66,000	09/08/20	3	0	0	0	0
4	11.50	10,000	02/18/20	4	11.50	30,000	09/15/20	4	0	0	0	0
5				5				5	0	0	0	0
6				6				6	0	0	0	0
Total		**158,079**								152,730	SPF=	**$11.50**

kWh por encima de XDL: 19,976,813 kWh
MMBtu equivalentes: 152,730 MMBtu

Costo kWh por encima XDL: $1,756,390.15 USD

BTU Tracking Account
Datos utilizados son solamente para propósitos de ilustración.

Dependable Capacity	507,000	KW
Energy Purchase Price	$0.03694413	
Spot Fuel Cost	$0.00	
Delivery Volume	2,700,000	
Storage Capacity	3,400,000	
Period Hours	744	Hr
Maximum Dispatch Level	76.00%	
Target Dispatch Level	76.00%	
Minimum Dispatch Level	54.00%	
Expected Availability	93.0%	
Maximum Positive Balance	800,000	
Maximum Negative Balance	400,000	

	Jun		
Availability	95.5%		
Capacity Factor	56.8%		
Average Correction Factor	1.01937899		
Net Electrical Output (NEO)	214,178,093	KWH	
Maximum Dispatch Level (XDL	194,201,280		
Target Dispatch Level (TDL)	194,201,280		
Minimum Dispatch Level (MDL	137,985,120		
Beginning BTABo (MMBTU)	800,000		647,270
Ending BTABe (MMBTU)	**647,270**		
Monthly Fuel Credit (MFC)	**0**		
PREPA Selected Kwh (PSK)	0	KWH	
Monthly Energy Payment (Sect 11)			
Nominal Energy Payment (NEP)			

Beginning BTABo (BTU)	800,000,000,000.00

Interim BTABi ($/MMBTU)		
1.1 Si el balance inicial del BTABo >= 0		
a) IF NEO > TDL, then		
(i) Decrease BTABi = BTABo - (PSK x 7500 x ACF	8E+11	
(ii) IF BTABi > 0, then decrease		
BTABe = BTABi - (NEO - TDL - PSK) x 7500 x /	647,270,422,141	
But not less than zero	6.4727E+11	
(iii) IF BTABi <= 0, then		
BTABe = BTABi	8E+11	
Escoge BTABe	**6.4727E+11**	

(iv) Calculate MFC
a) IF BTABe > 0, MFC = (BTABo - BTABe)/(75 — 19976813.25
b) Otherwise MFC = BTABo/(7500*ACF) — 104638871
Escoge MFC — 19976813.25

b) IF NEO < TDL and NEO >=MDL, then
(i) BTABe = BTABo — **8E+11**
(ii) Calculate MFC = 0 — 0

c) IF NEO < MDL, then
(i) Increase BTABe = BTABo + (MDL - NEO)*750(— **2.17479E+11**
(ii) Calculate MFC = 0 — 0

Calc. BTABe para BTABo >= 0 — 6.4727E+11
Calc. MFC para BTABo >= 0 — 19976813.25

1.2 Si el balance inicial del BTABo < 0
a) IF NEO > XDL, then
(i) Decrease BTABe = BTABo - (PSK x 7500 x AC
(ii) Calculate MFC = 0

b) IF NEO <= XDL and NEO >= TDL, then
(i) BTABe = BTABo
(ii) Calculate MFC = 0

c) IF NEO < TDL and NEO >= MDL, then
(i) Increase BTABe = BTABo + (TDL - NEO)*7500
(ii) Calculate MFC = 0

d) IF NEO < MDL, then
(i) Increase BTABi = BTABo + (MDL - NEO)*7500
(ii) IF BTABi < 0, then
Increase BTABe = BTABi + (TDL - MDL) x 750(
But not greater than zero
Calculate MFC = MDL - NEO
(iii) IF BTABi > 0=, then
BTABe = BTABi
Calculate MFC = (0-BTABo)/7500
Escoge BTABe
Escoge MFC

Calc. BTABe para BTUTAo < (
Calc. MFC para BTUTAo < 0

BTABe = — 6.4727E+11
MFC = — 0
19976813.25

1.3 Set BTABo = BTABe (periodo anterior) — 647,270

Hoja de trabajo para calcular el Factor de Ajuste por Fuerza Mayor (FMAF)
Datos utilizados son solamente para propositos de ilustración.

Carry Over EFMH = (Viene del Mes Anterior)	0	
BPH	744	Viene de OH&DH&FMH
EFMH =	204.20	Viene de OH&DH&FMH
Interim FMAF =	0.7255	Verifica que el EFMH es mayor o menor de 0.67
Capped EMFH =	0	Si el EFMH < 0.67, recalcula los EMFH a 33% de BPH
Recalculated FMAF =	0.73	Recalcula el EFMH dependiendo del valor del Interim EMFH
Excess EFMH =	0.00	Calcula el exceso de EFMH
Multiplier=	1.005	
Carry Over EFMH =	0	Se utiliza el proximo mes a menos que sea mayor de 1930

Si el Carry Over EFMH > 1930 aplica esta logica

Exceso sobre 1930 =	0	(Si es mayor de 1930, el exceso de 1930 se añade a EFMH)
Corrected EFMH =	0.00	Suma de EFMH + Exceso sobre 1930
Over 1930 FMAF =	0.00	Recalcula el FMAF mas bajo de 0.67
Carry Over EFMH =	0	Carry over es 1930

Escoge el FMAF y el Carry Over EFMH

FMAF =	0.73
Carry Over EFMH =	0

Modelo de Hoja de Trabajo para calcular el valor del factor de corrección para Spinning Reserve
Datos utilizados son solamente para propositos de ilustración.

MES	Spinning Reserve Requests by PREPA Ocurrencias	Acumulativa	Spinning Reserve Succesful Activations Ocurrencias	Acumulativa	SRPF
1	0	0	0	0	1
2	0	0	0	0	1
3	0	0	0	0	1
4	0	0	0	0	1
5	0	0	0	0	1
6	0	0	0	0	1
7	0	0	0	0	1
8	0	0	0	0	1
9	0	0	0	0	1
10	0	0	0	0	1
11	0	0	0	0	1
12	0	0	0	0	1

EcoEléctrica, L.P.
New Billing Model Template (worksheet to calculate EcoElectrica bill)
Summary Page

		Units	Source of Calculation
Meter Reading Data	**October-20**		
Date of Reading	10/31/2020		
Date of Last Reading	10/21/2020		
Billing Period	1		
Hours in Billing Period (BPH)	240		Appendix D
Capacity Factor	77.0%		Appendix B
Heat Rate Adjustment			
NEO (Net Electrical Output - kWh)	97,892,729		Appendix B
Gas Fuel Cost (GFC)	8.2162	$/MMBtu	Appendix O
Average Correction Factor (ACF)	1.03308005	factor	Appendix B
Adjusted Guaranteed Baseload Heat Rate (AGBLHR)	7,671	Btu/kWh	Appendix N
Heat Rate Adjustment (HRA)	**203,836.50**	**$/month**	**Appendix O**
Capacity Payment		**Units**	**Source of Calculation**
Dependable Capacity (DPC)	530,000	kW	Appendix C
12-Month Equivalent Availability Factor (EAF)	95.60%	factor	Appendix D
Equivalent Availability Adjustment Factor (EAAF)	100.00%	factor	Appendix D
Force Majeure Adjustment Factor (FMAF)	1.0000	factor	Appendix D
Capacity Purchase Price (CPP)	23.71688738	$/kW-month	Appendix C
Demand Charge (DC)	22.4944	$/kW-month	Appendix C
Capacity Payment Discount (CPD)	17.7515	$/kW-month	Appendix C
Demand Charge Escalation Factor (DCEF)	1.0200	factor	Appendix C
Fixed O&M Charge (FOMC)	15.3500	$/kW-month	Appendix C
Fixed Cost Escalation Factor (FCEF)	1.0181	factor	Appendix C
Equivalent Grid Forced Majeure Hours (EGFMH)	0	hours	Appendix D
Additional Availability Adjustment Factor (AAAF)	-15.00%	factor	Appendix D
Capacity Payment (CP)	**4,054,822.68**	**$/month**	**Appendix C**
Start-up Payment		**Units**	**Source of Calculation**
Number of Cold Starts (NCS)	0		Appendix G
Number of Warm Starts (NWS)	0		Appendix G
Number of Hot Starts (NHS)	0		Appendix G
Cost per Cold Start ($CS)	$24,789.93	$/start (cold)	$ 24,348.68 x FCEF
Cost per Warm Start ($WS)	$15,493.71	$/start (warm)	$ 15,217.93 x FCEF
Cost per Hot Start ($HS)	$6,197.48	$/start (hot)	$ 6,087.17 x FCEF
Applicable Demand Charge	0		Appendix G
Monthly Start-Up Reimbursement (MSUR)	**$0.00**	**$/month**	**Appendix G**
Peaking Rate Energy		**Units**	**Source of Calculation**
Peaking Energy Price ($/kWh)	$0.0314	$/kWh	$0.0308/kWh x DCEF
Applicable kWh	14,112.52	kWh	
Peaking Energy Price Payment	**$443.36**	**$/month**	
Total Charges:	**$4,259,102.54**	**$/month**	
Payment Due Date:	17-Dec-20		

Preparado por y Cotejado:

Roberto Rivera Medina, Ingeniero Gerencial
Planificación y Estudios Sistemas de Generación

Miguel Irizarry Silvestrini, Superin
Generación y Proyectos de Energ

Aprobado por:

Efran Paredes Maisonet
Principal Oficial Ejecutivo, Interino
Autoridad de Energía Eléctrica

Appendix B - Fuel Cost Correction Curve

Variable	Name
DPC	Dependable Capacity (kW)
	Tested Capacity
	Tested Heat Rate
	Available Capacity
FCCC	Fuel Cost Correction Curve
PDC	Percent of Dependable Capacity
i	hour
SCO	Seller's Capacity Output
FCCF	Fuel Cost Correction Factor
BHR	Base Load Heat Rate (Btu/kWh)
HR	Facility Heat Rate at that hour, at output D
D	Part Load Output

Heat Rate Average Correction Factor Data		
Month =	Oct-20	
Hours in Period =	244	
Month Period =	100.00%	
Dispatch Factor =	76.96%	
Capacity Factor =	76.96%	
ACF (Average Correction Factor) =	1.033080	

Operating Mode	Configuration	
1	1CT-SS	FCCC - 1CT Simple Cycle
2	2CT-SS	FCCC - 2CT Simple Cycle
3	1CT-CC	FCCC - 1CT + ST Combinados
4	2CT-CC	FCCC - 2CT + ST Combinados
5	1CT-SS/1CT-CC	FCCC - 1CT + ST Comb. + 1 CT Simple

Period Hour	NEO (kWh)	Date	DPC (Dependable Capacity)	Available Capacity	Dispatch Factor	Operating Mode	FCCF - Operating Mode 1	FCCF - Operating Mode 2	FCCF - Operating Mode 3	FCCF - Operating Mode 4	FCCF - Operating Mode 5	FCCF (LNG Curve, for hourly operating mode)	Weighted NEO = NEO/(Total NEO)	ACF = FCCF*(Weighted NEO)
1	0	10/1/20 1:00 AM	530.000	0.00000001	0.00%	4	0.0000	0.0000	0.0000	0.0000	0.0000	0.0000	0.0000000	0.0000
2	0	10/1/20 2:00 AM	530.000	0.00000001	0.00%	4	0.0000	0.0000	0.0000	0.0000	0.0000	0.0000	0.0000000	0.0000
3	0	10/1/20 3:00 AM	530.000	0.00000001	0.00%	4	0.0000	0.0000	0.0000	0.0000	0.0000	0.0000	0.0000000	0.0000
4	0	10/1/20 4:00 AM	530.000	0.00000001	0.00%	4	0.0000	0.0000	0.0000	0.0000	0.0000	0.0000	0.0000000	0.0000
5	0	10/1/20 5:00 AM	530.000	0.00000001	0.00%	4	0.0000	0.0000	0.0000	0.0000	0.0000	0.0000	0.0000000	0.0000
6	0	10/1/20 6:00 AM	530.000	0.00000001	0.00%	4	0.0000	0.0000	0.0000	0.0000	0.0000	0.0000	0.0000000	0.0000
7	0	10/1/20 7:00 AM	530.000	0.00000001	0.00%	4	0.0000	0.0000	0.0000	0.0000	0.0000	0.0000	0.0000000	0.0000
8	0	10/1/20 8:00 AM	530.000	0.00000001	0.00%	4	0.0000	0.0000	0.0000	0.0000	0.0000	0.0000	0.0000000	0.0000
9	0	10/1/20 9:00 AM	530.000	0.00000001	0.00%	4	0.0000	0.0000	0.0000	0.0000	0.0000	0.0000	0.0000000	0.0000
10	0	10/1/20 10:00 AM	530.000	0.00000001	0.00%	4	0.0000	0.0000	0.0000	0.0000	0.0000	0.0000	0.0000000	0.0000
11	0	10/1/20 11:00 AM	530.000	0.00000001	0.00%	4	0.0000	0.0000	0.0000	0.0000	0.0000	0.0000	0.0000000	0.0000
12	0	10/1/20 12:00 PM	530.000	0.00000001	0.00%	4	0.0000	0.0000	0.0000	0.0000	0.0000	0.0000	0.0000000	0.0000
13	0	10/1/20 1:00 PM	530.000	0.00000001	0.00%	4	0.0000	0.0000	0.0000	0.0000	0.0000	0.0000	0.0000000	0.0000
14	0	10/1/20 2:00 PM	530.000	0.00000001	0.00%	4	0.0000	0.0000	0.0000	0.0000	0.0000	0.0000	0.0000000	0.0000
15	0	10/1/20 3:00 PM	530.000	0.00000001	0.00%	4	0.0000	0.0000	0.0000	0.0000	0.0000	0.0000	0.0000000	0.0000
16	0	10/1/20 4:00 PM	530.000	0.00000001	0.00%	4	0.0000	0.0000	0.0000	0.0000	0.0000	0.0000	0.0000000	0.0000
17	0	10/1/20 5:00 PM	530.000	0.00000001	0.00%	4	0.0000	0.0000	0.0000	0.0000	0.0000	0.0000	0.0000000	0.0000
18	0	10/1/20 6:00 PM	530.000	0.00000001	0.00%	4	0.0000	0.0000	0.0000	0.0000	0.0000	0.0000	0.0000000	0.0000
19	0	10/1/20 7:00 PM	530.000	0.00000001	0.00%	4	0.0000	0.0000	0.0000	0.0000	0.0000	0.0000	0.0000000	0.0000
20	0	10/1/20 8:00 PM	530.000	0.00000001	0.00%	4	0.0000	0.0000	0.0000	0.0000	0.0000	0.0000	0.0000000	0.0000
21	0	10/1/20 9:00 PM	530.000	0.00000001	0.00%	4	0.0000	0.0000	0.0000	0.0000	0.0000	0.0000	0.0000000	0.0000
22	0	10/1/20 10:00 PM	530.000	0.00000001	0.00%	4	0.0000	0.0000	0.0000	0.0000	0.0000	0.0000	0.0000000	0.0000
23	0	10/1/20 11:00 PM	530.000	0.00000001	0.00%	4	0.0000	0.0000	0.0000	0.0000	0.0000	0.0000	0.0000000	0.0000
24	0	10/1/20 12:00 AM	530.000	0.00000001	0.00%	4	0.0000	0.0000	0.0000	0.0000	0.0000	0.0000	0.0000000	0.0000
25	0	10/2/20 1:00 AM	530.000	0.00000001	0.00%	4	0.0000	0.0000	0.0000	0.0000	0.0000	0.0000	0.0000000	0.0000
26	0	10/2/20 2:00 AM	530.000	0.00000001	0.00%	4	0.0000	0.0000	0.0000	0.0000	0.0000	0.0000	0.0000000	0.0000
27	0	10/2/20 3:00 AM	530.000	0.00000001	0.00%	4	0.0000	0.0000	0.0000	0.0000	0.0000	0.0000	0.0000000	0.0000
28	0	10/2/20 4:00 AM	530.000	0.00000001	0.00%	4	0.0000	0.0000	0.0000	0.0000	0.0000	0.0000	0.0000000	0.0000
29	0	10/2/20 5:00 AM	530.000	0.00000001	0.00%	4	0.0000	0.0000	0.0000	0.0000	0.0000	0.0000	0.0000000	0.0000
30	0	10/2/20 6:00 AM	530.000	0.00000001	0.00%	4	0.0000	0.0000	0.0000	0.0000	0.0000	0.0000	0.0000000	0.0000
31	0	10/2/20 7:00 AM	530.000	0.00000001	0.00%	4	0.0000	0.0000	0.0000	0.0000	0.0000	0.0000	0.0000000	0.0000
32	0	10/2/20 8:00 AM	530.000	0.00000001	0.00%	4	0.0000	0.0000	0.0000	0.0000	0.0000	0.0000	0.0000000	0.0000
33	0	10/2/20 9:00 AM	530.000	0.00000001	0.00%	4	0.0000	0.0000	0.0000	0.0000	0.0000	0.0000	0.0000000	0.0000
34	0	10/2/20 10:00 AM	530.000	0.00000001	0.00%	4	0.0000	0.0000	0.0000	0.0000	0.0000	0.0000	0.0000000	0.0000
35	0	10/2/20 11:00 AM	530.000	0.00000001	0.00%	4	0.0000	0.0000	0.0000	0.0000	0.0000	0.0000	0.0000000	0.0000
36	0	10/2/20 12:00 PM	530.000	0.00000001	0.00%	4	0.0000	0.0000	0.0000	0.0000	0.0000	0.0000	0.0000000	0.0000
37	0	10/2/20 1:00 PM	530.000	0.00000001	0.00%	4	0.0000	0.0000	0.0000	0.0000	0.0000	0.0000	0.0000000	0.0000
38	0	10/2/20 2:00 PM	530.000	0.00000001	0.00%	4	0.0000	0.0000	0.0000	0.0000	0.0000	0.0000	0.0000000	0.0000
39	0	10/2/20 3:00 PM	530.000	0.00000001	0.00%	4	0.0000	0.0000	0.0000	0.0000	0.0000	0.0000	0.0000000	0.0000
40	0	10/2/20 4:00 PM	530.000	0.00000001	0.00%	4	0.0000	0.0000	0.0000	0.0000	0.0000	0.0000	0.0000000	0.0000
41	0	10/2/20 5:00 PM	530.000	0.00000001	0.00%	4	0.0000	0.0000	0.0000	0.0000	0.0000	0.0000	0.0000000	0.0000
42	0	10/2/20 6:00 PM	530.000	0.00000001	0.00%	4	0.0000	0.0000	0.0000	0.0000	0.0000	0.0000	0.0000000	0.0000
43	0	10/2/20 7:00 PM	530.000	0.00000001	0.00%	4	0.0000	0.0000	0.0000	0.0000	0.0000	0.0000	0.0000000	0.0000
44	0	10/2/20 8:00 PM	530.000	0.00000001	0.00%	4	0.0000	0.0000	0.0000	0.0000	0.0000	0.0000	0.0000000	0.0000
45	0	10/2/20 9:00 PM	530.000	0.00000001	0.00%	4	0.0000	0.0000	0.0000	0.0000	0.0000	0.0000	0.0000000	0.0000
46	0	10/2/20 10:00 PM	530.000	0.00000001	0.00%	4	0.0000	0.0000	0.0000	0.0000	0.0000	0.0000	0.0000000	0.0000
47	0	10/2/20 11:00 PM	530.000	0.00000001	0.00%	4	0.0000	0.0000	0.0000	0.0000	0.0000	0.0000	0.0000000	0.0000
48	0	10/2/20 12:00 AM	530.000	0.00000001	0.00%	4	0.0000	0.0000	0.0000	0.0000	0.0000	0.0000	0.0000000	0.0000
49	0	10/3/20 1:00 AM	530.000	0.00000001	0.00%	4	0.0000	0.0000	0.0000	0.0000	0.0000	0.0000	0.0000000	0.0000
50	0	10/3/20 2:00 AM	530.000	0.00000001	0.00%	4	0.0000	0.0000	0.0000	0.0000	0.0000	0.0000	0.0000000	0.0000
51	0	10/3/20 3:00 AM	530.000	0.00000001	0.00%	4	0.0000	0.0000	0.0000	0.0000	0.0000	0.0000	0.0000000	0.0000
52	0	10/3/20 4:00 AM	530.000	0.00000001	0.00%	4	0.0000	0.0000	0.0000	0.0000	0.0000	0.0000	0.0000000	0.0000
53	0	10/3/20 5:00 AM	530.000	0.00000001	0.00%	4	0.0000	0.0000	0.0000	0.0000	0.0000	0.0000	0.0000000	0.0000
54	0	10/3/20 6:00 AM	530.000	0.00000001	0.00%	4	0.0000	0.0000	0.0000	0.0000	0.0000	0.0000	0.0000000	0.0000
55	0	10/3/20 7:00 AM	530.000	0.00000001	0.00%	4	0.0000	0.0000	0.0000	0.0000	0.0000	0.0000	0.0000000	0.0000
56	0	10/3/20 8:00 AM	530.000	0.00000001	0.00%	4	0.0000	0.0000	0.0000	0.0000	0.0000	0.0000	0.0000000	0.0000
57	0	10/3/20 9:00 AM	530.000	0.00000001	0.00%	4	0.0000	0.0000	0.0000	0.0000	0.0000	0.0000	0.0000000	0.0000
58	0	10/3/20 10:00 AM	530.000	0.00000001	0.00%	4	0.0000	0.0000	0.0000	0.0000	0.0000	0.0000	0.0000000	0.0000
59	0	10/3/20 11:00 AM	530.000	0.00000001	0.00%	4	0.0000	0.0000	0.0000	0.0000	0.0000	0.0000	0.0000000	0.0000
60	0	10/3/20 12:00 PM	530.000	0.00000001	0.00%	4	0.0000	0.0000	0.0000	0.0000	0.0000	0.0000	0.0000000	0.0000
61	0	10/3/20 1:00 PM	530.000	0.00000001	0.00%	4	0.0000	0.0000	0.0000	0.0000	0.0000	0.0000	0.0000000	0.0000
62	0	10/3/20 2:00 PM	530.000	0.00000001	0.00%	4	0.0000	0.0000	0.0000	0.0000	0.0000	0.0000	0.0000000	0.0000
63	0	10/3/20 3:00 PM	530.000	0.00000001	0.00%	4	0.0000	0.0000	0.0000	0.0000	0.0000	0.0000	0.0000000	0.0000
64	0	10/3/20 4:00 PM	530.000	0.00000001	0.00%	4	0.0000	0.0000	0.0000	0.0000	0.0000	0.0000	0.0000000	0.0000
65	0	10/3/20 5:00 PM	530.000	0.00000001	0.00%	4	0.0000	0.0000	0.0000	0.0000	0.0000	0.0000	0.0000000	0.0000
66	0	10/3/20 6:00 PM	530.000	0.00000001	0.00%	4	0.0000	0.0000	0.0000	0.0000	0.0000	0.0000	0.0000000	0.0000
67	0	10/3/20 7:00 PM	530.000	0.00000001	0.00%	4	0.0000	0.0000	0.0000	0.0000	0.0000	0.0000	0.0000000	0.0000
68	0	10/3/20 8:00 PM	530.000	0.00000001	0.00%	4	0.0000	0.0000	0.0000	0.0000	0.0000	0.0000	0.0000000	0.0000
69	0	10/3/20 9:00 PM	530.000	0.00000001	0.00%	4	0.0000	0.0000	0.0000	0.0000	0.0000	0.0000	0.0000000	0.0000
70	0	10/3/20 10:00 PM	530.000	0.00000001	0.00%	4	0.0000	0.0000	0.0000	0.0000	0.0000	0.0000	0.0000000	0.0000
71	0	10/3/20 11:00 PM	530.000	0.00000001	0.00%	4	0.0000	0.0000	0.0000	0.0000	0.0000	0.0000	0.0000000	0.0000
72	0	10/3/20 12:00 AM	530.000	0.00000001	0.00%	4	0.0000	0.0000	0.0000	0.0000	0.0000	0.0000	0.0000000	0.0000
73	0	10/4/20 1:00 AM	530.000	0.00000001	0.00%	4	0.0000	0.0000	0.0000	0.0000	0.0000	0.0000	0.0000000	0.0000
74	0	10/4/20 2:00 AM	530.000	0.00000001	0.00%	4	0.0000	0.0000	0.0000	0.0000	0.0000	0.0000	0.0000000	0.0000
75	0	10/4/20 3:00 AM	530.000	0.00000001	0.00%	4	0.0000	0.0000	0.0000	0.0000	0.0000	0.0000	0.0000000	0.0000
76	0	10/4/20 4:00 AM	530.000	0.00000001	0.00%	4	0.0000	0.0000	0.0000	0.0000	0.0000	0.0000	0.0000000	0.0000
77	0	10/4/20 5:00 AM	530.000	0.00000001	0.00%	4	0.0000	0.0000	0.0000	0.0000	0.0000	0.0000	0.0000000	0.0000
78	0	10/4/20 6:00 AM	530.000	0.00000001	0.00%	4	0.0000	0.0000	0.0000	0.0000	0.0000	0.0000	0.0000000	0.0000
79	0	10/4/20 7:00 AM	530.000	0.00000001	0.00%	4	0.0000	0.0000	0.0000	0.0000	0.0000	0.0000	0.0000000	0.0000
80	0	10/4/20 8:00 AM	530.000	0.00000001	0.00%	4	0.0000	0.0000	0.0000	0.0000	0.0000	0.0000	0.0000000	0.0000
81	0	10/4/20 9:00 AM	530.000	0.00000001	0.00%	4	0.0000	0.0000	0.0000	0.0000	0.0000	0.0000	0.0000000	0.0000
82	0	10/4/20 10:00 AM	530.000	0.00000001	0.00%	4	0.0000	0.0000	0.0000	0.0000	0.0000	0.0000	0.0000000	0.0000
83	0	10/4/20 11:00 AM	530.000	0.00000001	0.00%	4	0.0000	0.0000	0.0000	0.0000	0.0000	0.0000	0.0000000	0.0000
84	0	10/4/20 12:00 PM	530.000	0.00000001	0.00%	4	0.0000	0.0000	0.0000	0.0000	0.0000	0.0000	0.0000000	0.0000
85	0	10/4/20 1:00 PM	530.000	0.00000001	0.00%	4	0.0000	0.0000	0.0000	0.0000	0.0000	0.0000	0.0000000	0.0000
86	0	10/4/20 2:00 PM	530.000	0.00000001	0.00%	4	0.0000	0.0000	0.0000	0.0000	0.0000	0.0000	0.0000000	0.0000
87	0	10/4/20 3:00 PM	530.000	0.00000001	0.00%	4	0.0000	0.0000	0.0000	0.0000	0.0000	0.0000	0.0000000	0.0000
88	0	10/4/20 4:00 PM	530.000	0.00000001	0.00%	4	0.0000	0.0000	0.0000	0.0000	0.0000	0.0000	0.0000000	0.0000
89	0	10/4/20 5:00 PM	530.000	0.00000001	0.00%	4	0.0000	0.0000	0.0000	0.0000	0.0000	0.0000	0.0000000	0.0000
90	0	10/4/20 6:00 PM	530.000	0.00000001	0.00%	4	0.0000	0.0000	0.0000	0.0000	0.0000	0.0000	0.0000000	0.0000
91	0	10/4/20 7:00 PM	530.000	0.00000001	0.00%	4	0.0000	0.0000	0.0000	0.0000	0.0000	0.0000	0.0000000	0.0000
92	0	10/4/20 8:00 PM	530.000	0.00000001	0.00%	4	0.0000	0.0000	0.0000	0.0000	0.0000	0.0000	0.0000000	0.0000
93	0	10/4/20 9:00 PM	530.000	0.00000001	0.00%	4	0.0000	0.0000	0.0000	0.0000	0.0000	0.0000	0.0000000	0.0000
94	0	10/4/20 10:00 PM	530.000	0.00000001	0.00%	4	0.0000	0.0000	0.0000	0.0000	0.0000	0.0000	0.0000000	0.0000
95	0	10/4/20 11:00 PM	530.000	0.00000001	0.00%	4	0.0000	0.0000	0.0000	0.0000	0.0000	0.0000	0.0000000	0.0000
96	0	10/4/20 12:00 AM	530.000	0.00000001	0.00%	4	0.0000	0.0000	0.0000	0.0000	0.0000	0.0000	0.0000000	0.0000
97	0	10/5/20 1:00 AM	530.000	0.00000001	0.00%	4	0.0000	0.0000	0.0000	0.0000	0.0000	0.0000	0.0000000	0.0000
98	0	10/5/20 2:00 AM	530.000	0.00000001	0.00%	4	0.0000	0.0000	0.0000	0.0000	0.0000	0.0000	0.0000000	0.0000
99	0	10/5/20 3:00 AM	530.000	0.00000001	0.00%	4	0.0000	0.0000	0.0000	0.0000	0.0000	0.0000	0.0000000	0.0000
100	0	10/5/20 4:00 AM	530.000	0.00000001	0.00%	4	0.0000	0.0000	0.0000	0.0000	0.0000	0.0000	0.0000000	0.0000
101	0	10/5/20 5:00 AM	530.000	0.00000001	0.00%	4	0.0000	0.0000	0.0000	0.0000	0.0000	0.0000	0.0000000	0.0000
102	0	10/5/20 6:00 AM	530.000	0.00000001	0.00%	4	0.0000	0.0000	0.0000	0.0000	0.0000	0.0000	0.0000000	0.0000
103	0	10/5/20 7:00 AM	530.000	0.00000001	0.00%	4	0.0000	0.0000	0.0000	0.0000	0.0000	0.0000	0.0000000	0.0000
104	0	10/5/20 8:00 AM	530.000	0.00000001	0.00%	4	0.0000	0.0000	0.0000	0.0000	0.0000	0.0000	0.0000000	0.0000
105	0	10/5/20 9:00 AM	530.000	0.00000001	0.00%	4	0.0000	0.0000	0.0000	0.0000	0.0000	0.0000	0.0000000	0.0000
106	0	10/5/20 10:00 AM	530.000	0.00000001	0.00%	4	0.0000	0.0000	0.0000	0.0000	0.0000	0.0000	0.0000000	0.0000
107	0	10/5/20 11:00 AM	530.000	0.00000001	0.00%	4	0.0000	0.0000	0.0000	0.0000	0.0000	0.0000	0.0000000	0.0000
108	0	10/5/20 12:00 PM	530.000	0.00000001	0.00%	4	0.0000	0.0000	0.0000	0.0000	0.0000	0.0000	0.0000000	0.0000
109	0	10/5/20 1:00 PM	530.000	0.00000001	0.00%	4	0.0000	0.0000	0.0000	0.0000	0.0000	0.0000	0.0000000	0.0000
110	0	10/5/20 2:00 PM	530.000	0.00000001	0.00%	4	0.0000	0.0000	0.0000	0.0000	0.0000	0.0000	0.0000000	0.0000
111	0	10/5/20 3:00 PM	530.000	0.00000001	0.00%	4	0.0000	0.0000	0.0000	0.0000	0.0000	0.0000	0.0000000	0.0000
112	0	10/5/20 4:00 PM	530.000	0.00000001	0.00%	4	0.0000	0.0000	0.0000	0.0000	0.0000	0.0000	0.0000000	0.0000
113	0	10/5/20 5:00 PM	530.000	0.00000001	0.00%	4	0.0000	0.0000	0.0000	0.0000	0.0000	0.0000	0.0000000	0.0000
114	0	10/5/20 6:00 PM	530.000	0.00000001	0.00%	4	0.0000	0.0000	0.0000	0.0000	0.0000	0.0000	0.0000000	0.0000
115	0	10/5/20 7:00 PM	530.000	0.00000001	0.00%	4	0.0000	0.0000	0.0000	0.0000	0.0000	0.0000	0.0000000	0.0000
116	0	10/5/20 8:00 PM	530.000	0.00000001	0.00%	4	0.0000	0.0000	0.0000	0.0000	0.0000	0.0000	0.0000000	0.0000
117	0	10/5/20 9:00 PM	530.000	0.00000001	0.00%	4	0.0000	0.0000	0.0000	0.0000	0.0000	0.0000	0.0000000	0.0000
118	0	10/5/20 10:00 PM	530.000	0.00000001	0.00%	4	0.0000	0.0000	0.0000	0.0000	0.0000	0.0000	0.0000000	0.0000
119	0	10/5/20 11:00 PM	530.000	0.00000001	0.00%	4	0.0000	0.0000	0.0000	0.0000	0.0000	0.0000	0.0000000	0.0000
120	0	10/5/20 12:00 AM	530.000	0.00000001	0.00%	4	0.0000	0.0000	0.0000	0.0000	0.0000	0.0000	0.0000000	0.0000
121	0	10/6/20 1:00 AM	530.000	0.00000001	0.00%	4	0.0000	0.0000	0.0000	0.0000	0.0000	0.0000	0.0000000	0.0000
122	0	10/6/20 2:00 AM	530.000	0.00000001	0.00%	4	0.0000	0.0000	0.0000	0.0000	0.0000	0.0000	0.0000000	0.0000
123	0	10/6/20 3:00 AM	530.000	0.00000001	0.00%	4	0.0000	0.0000	0.0000	0.0000	0.0000	0.0000	0.0000000	0.0000
124	0	10/6/20 4:00 AM	530.000	0.00000001	0.00%	4	0.0000	0.0000	0.0000	0.0000	0.0000	0.0000	0.0000000	0.0000
125	0	10/6/20 5:00 AM	530.000	0.00000001	0.00%	4	0.0000	0.0000	0.0000	0.0000	0.0000	0.0000	0.0000000	0.0000
126	0	10/6/20 6:00 AM	530.000	0.00000001	0.00%	4	0.0000	0.0000	0.0000	0.0000	0.0000	0.0000	0.0000000	0.0000
127	0	10/6/20 7:00 AM	530.000	0.00000001	0.00%	4	0.0000	0.0000	0.0000	0.0000	0.0000	0.0000	0.0000000	0.0000
128	0	10/6/20 8:00 AM	530.000	0.00000001	0.00%	4	0.0000	0.0000	0.0000	0.0000	0.0000	0.0000	0.0000000	0.0000
129	0	10/6/20 9:00 AM	530.000	0.00000001	0.00%	4	0.0000	0.0000	0.0000	0.0000	0.0000	0.0000	0.0000000	0.0000
130	0	10/6/20 10:00 AM	530.000	0.00000001	0.00%	4	0.0000	0.0000	0.0000	0.0000	0.0000	0.0000	0.0000000	0.0000
131	0	10/6/20 11:00 AM	530.000	0.00000001	0.00%	4	0.0000	0.0000	0.0000	0.0000	0.0000	0.0000	0.0000000	0.0000
132	0	10/6/20 12:00 PM	530.000	0.00000001	0.00%	4	0.0000	0.0000	0.0000	0.0000	0.0000	0.0000	0.0000000	0.0000
133	0	10/6/20 1:00 PM	530.000	0.00000001	0.00%	4	0.0000	0.0000	0.0000	0.0000	0.0000	0.0000	0.0000000	0.0000
134	0	10/6/20 2:00 PM	530.000	0.00000001	0.00%	4	0.0000	0.0000	0.0000	0.0000	0.0000	0.0000	0.0000000	0.0000
135	0	10/6/20 3:00 PM	530.000	0.00000001	0.00%	4	0.0000	0.0000	0.0000	0.0000	0.0000	0.0000	0.0000000	0.0000
136	0	10/6/20 4:00 PM	530.000	0.00000001	0.00%	4	0.0000	0.0000	0.0000	0.0000	0.0000	0.0000	0.0000000	0.0000
137	0	10/6/20 5:00 PM	530.000	0.00000001	0.00%	4	0.0000	0.0000	0.0000	0.0000	0.0000	0.0000	0.0000000	0.0000
138	0	10/6/20 6:00 PM	530.000	0.00000001	0.00%	4	0.0000	0.0000	0.0000	0.0000	0.0000	0.0000	0.0000000	0.0000
139	0	10/6/20 7:00 PM	530.000	0.00000001	0.00%	4	0.0000	0.0000	0.0000	0.0000	0.0000	0.0000	0.0000000	0.0000
140	0	10/6/20 8:00 PM	530.000	0.00000001	0.00%	4	0.0000	0.0000	0.0000	0.0000	0.0000	0.0000	0.0000000	0.0000
141	0	10/6/20 9:00 PM	530.000	0.00000001	0.00%	4	0.0000	0.0000	0.0000	0.0000	0.0000	0.0000	0.0000000	0.0000
142	0	10/6/20 10:00 PM	530.000	0.00000001	0.00%	4	0.0000	0.0000	0.0000	0.0000	0.0000	0.0000	0.0000000	0.0000
143	0	10/6/20 11:00 PM	530.000	0.00000001	0.00%	4	0.0000	0.0000	0.0000	0.0000	0.0000	0.0000	0.0000000	0.0000
144	0	10/6/20 12:00 AM	530.000	0.00000001	0.00%	4	0.0000	0.0000	0.0000	0.0000	0.0000	0.0000	0.0000000	0.0000
145	0	10/7/20 1:00 AM	530.000	0.00000001	0.00%	4	0.0000	0.0000	0.0000	0.0000	0.0000

220	0	10/10/20 4:00 AM	530.000	0.00000001	0.00%	4	0.0000	0.0000	0.0000	0.0000	0.0000	0.0000	0.0000000	0.0000
221	0	10/10/20 5:00 AM	530.000	0.00000001	0.00%	4	0.0000	0.0000	0.0000	0.0000	0.0000	0.0000	0.0000000	0.0000
222	0	10/10/20 6:00 AM	530.000	0.00000001	0.00%	4	0.0000	0.0000	0.0000	0.0000	0.0000	0.0000	0.0000000	0.0000
223	0	10/10/20 7:00 AM	530.000	0.00000001	0.00%	4	0.0000	0.0000	0.0000	0.0000	0.0000	0.0000	0.0000000	0.0000
224	0	10/10/20 8:00 AM	530.000	0.00000001	0.00%	4	0.0000	0.0000	0.0000	0.0000	0.0000	0.0000	0.0000000	0.0000
225	0	10/10/20 9:00 AM	530.000	0.00000001	0.00%	4	0.0000	0.0000	0.0000	0.0000	0.0000	0.0000	0.0000000	0.0000
226	0	10/10/20 10:00 AM	530.000	0.00000001	0.00%	4	0.0000	0.0000	0.0000	0.0000	0.0000	0.0000	0.0000000	0.0000
227	0	10/10/20 11:00 AM	530.000	0.00000001	0.00%	4	0.0000	0.0000	0.0000	0.0000	0.0000	0.0000	0.0000000	0.0000
228	0	10/10/20 12:00 PM	530.000	0.00000001	0.00%	4	0.0000	0.0000	0.0000	0.0000	0.0000	0.0000	0.0000000	0.0000
229	0	10/10/20 1:00 PM	530.000	0.00000001	0.00%	4	0.0000	0.0000	0.0000	0.0000	0.0000	0.0000	0.0000000	0.0000
230	0	10/10/20 2:00 PM	530.000	0.00000001	0.00%	4	0.0000	0.0000	0.0000	0.0000	0.0000	0.0000	0.0000000	0.0000
231	0	10/10/20 3:00 PM	530.000	0.00000001	0.00%	4	0.0000	0.0000	0.0000	0.0000	0.0000	0.0000	0.0000000	0.0000
232	0	10/10/20 4:00 PM	530.000	0.00000001	0.00%	4	0.0000	0.0000	0.0000	0.0000	0.0000	0.0000	0.0000000	0.0000
233	0	10/10/20 5:00 PM	530.000	0.00000001	0.00%	4	0.0000	0.0000	0.0000	0.0000	0.0000	0.0000	0.0000000	0.0000
234	0	10/10/20 6:00 PM	530.000	0.00000001	0.00%	4	0.0000	0.0000	0.0000	0.0000	0.0000	0.0000	0.0000000	0.0000
235	0	10/10/20 7:00 PM	530.000	0.00000001	0.00%	4	0.0000	0.0000	0.0000	0.0000	0.0000	0.0000	0.0000000	0.0000
236	0	10/10/20 8:00 PM	530.000	0.00000001	0.00%	4	0.0000	0.0000	0.0000	0.0000	0.0000	0.0000	0.0000000	0.0000
237	0	10/10/20 9:00 PM	530.000	0.00000001	0.00%	4	0.0000	0.0000	0.0000	0.0000	0.0000	0.0000	0.0000000	0.0000
238	0	10/10/20 10:00 PM	530.000	0.00000001	0.00%	4	0.0000	0.0000	0.0000	0.0000	0.0000	0.0000	0.0000000	0.0000
239	0	10/10/20 11:00 PM	530.000	0.00000001	0.00%	4	0.0000	0.0000	0.0000	0.0000	0.0000	0.0000	0.0000000	0.0000
240	0	10/10/20 12:00 AM	530.000	0.00000001	0.00%	4	0.0000	0.0000	0.0000	0.0000	0.0000	0.0000	0.0000000	0.0000
241	0	10/11/20 1:00 AM	530.000	0.00000001	0.00%	4	0.0000	0.0000	0.0000	0.0000	0.0000	0.0000	0.0000000	0.0000
242	0	10/11/20 2:00 AM	530.000	0.00000001	0.00%	4	0.0000	0.0000	0.0000	0.0000	0.0000	0.0000	0.0000000	0.0000
243	0	10/11/20 3:00 AM	530.000	0.00000001	0.00%	4	0.0000	0.0000	0.0000	0.0000	0.0000	0.0000	0.0000000	0.0000
244	0	10/11/20 4:00 AM	530.000	0.00000001	0.00%	4	0.0000	0.0000	0.0000	0.0000	0.0000	0.0000	0.0000000	0.0000
245	0	10/11/20 5:00 AM	530.000	0.00000001	0.00%	4	0.0000	0.0000	0.0000	0.0000	0.0000	0.0000	0.0000000	0.0000
246	0	10/11/20 6:00 AM	530.000	0.00000001	0.00%	4	0.0000	0.0000	0.0000	0.0000	0.0000	0.0000	0.0000000	0.0000
247	0	10/11/20 7:00 AM	530.000	0.00000001	0.00%	4	0.0000	0.0000	0.0000	0.0000	0.0000	0.0000	0.0000000	0.0000
248	0	10/11/20 8:00 AM	530.000	0.00000001	0.00%	4	0.0000	0.0000	0.0000	0.0000	0.0000	0.0000	0.0000000	0.0000
249	0	10/11/20 9:00 AM	530.000	0.00000001	0.00%	4	0.0000	0.0000	0.0000	0.0000	0.0000	0.0000	0.0000000	0.0000
250	0	10/11/20 10:00 AM	530.000	0.00000001	0.00%	4	0.0000	0.0000	0.0000	0.0000	0.0000	0.0000	0.0000000	0.0000
251	0	10/11/20 11:00 AM	530.000	0.00000001	0.00%	4	0.0000	0.0000	0.0000	0.0000	0.0000	0.0000	0.0000000	0.0000
252	0	10/11/20 12:00 PM	530.000	0.00000001	0.00%	4	0.0000	0.0000	0.0000	0.0000	0.0000	0.0000	0.0000000	0.0000
253	0	10/11/20 1:00 PM	530.000	0.00000001	0.00%	4	0.0000	0.0000	0.0000	0.0000	0.0000	0.0000	0.0000000	0.0000
254	0	10/11/20 2:00 PM	530.000	0.00000001	0.00%	4	0.0000	0.0000	0.0000	0.0000	0.0000	0.0000	0.0000000	0.0000
255	0	10/11/20 3:00 PM	530.000	0.00000001	0.00%	4	0.0000	0.0000	0.0000	0.0000	0.0000	0.0000	0.0000000	0.0000
256	0	10/11/20 4:00 PM	530.000	0.00000001	0.00%	4	0.0000	0.0000	0.0000	0.0000	0.0000	0.0000	0.0000000	0.0000
257	0	10/11/20 5:00 PM	530.000	0.00000001	0.00%	4	0.0000	0.0000	0.0000	0.0000	0.0000	0.0000	0.0000000	0.0000
258	0	10/11/20 6:00 PM	530.000	0.00000001	0.00%	4	0.0000	0.0000	0.0000	0.0000	0.0000	0.0000	0.0000000	0.0000
259	0	10/11/20 7:00 PM	530.000	0.00000001	0.00%	4	0.0000	0.0000	0.0000	0.0000	0.0000	0.0000	0.0000000	0.0000
260	0	10/11/20 8:00 PM	530.000	0.00000001	0.00%	4	0.0000	0.0000	0.0000	0.0000	0.0000	0.0000	0.0000000	0.0000
261	0	10/11/20 9:00 PM	530.000	0.00000001	0.00%	4	0.0000	0.0000	0.0000	0.0000	0.0000	0.0000	0.0000000	0.0000
262	0	10/11/20 10:00 PM	530.000	0.00000001	0.00%	4	0.0000	0.0000	0.0000	0.0000	0.0000	0.0000	0.0000000	0.0000
263	0	10/11/20 11:00 PM	530.000	0.00000001	0.00%	4	0.0000	0.0000	0.0000	0.0000	0.0000	0.0000	0.0000000	0.0000
264	0	10/11/20 12:00 AM	530.000	0.00000001	0.00%	4	0.0000	0.0000	0.0000	0.0000	0.0000	0.0000	0.0000000	0.0000
265	0	10/12/20 1:00 AM	530.000	0.00000001	0.00%	4	0.0000	0.0000	0.0000	0.0000	0.0000	0.0000	0.0000000	0.0000
266	0	10/12/20 2:00 AM	530.000	0.00000001	0.00%	4	0.0000	0.0000	0.0000	0.0000	0.0000	0.0000	0.0000000	0.0000
267	0	10/12/20 3:00 AM	530.000	0.00000001	0.00%	4	0.0000	0.0000	0.0000	0.0000	0.0000	0.0000	0.0000000	0.0000
268	0	10/12/20 4:00 AM	530.000	0.00000001	0.00%	4	0.0000	0.0000	0.0000	0.0000	0.0000	0.0000	0.0000000	0.0000
269	0	10/12/20 5:00 AM	530.000	0.00000001	0.00%	4	0.0000	0.0000	0.0000	0.0000	0.0000	0.0000	0.0000000	0.0000
270	0	10/12/20 6:00 AM	530.000	0.00000001	0.00%	4	0.0000	0.0000	0.0000	0.0000	0.0000	0.0000	0.0000000	0.0000
271	0	10/12/20 7:00 AM	530.000	0.00000001	0.00%	4	0.0000	0.0000	0.0000	0.0000	0.0000	0.0000	0.0000000	0.0000
272	0	10/12/20 8:00 AM	530.000	0.00000001	0.00%	4	0.0000	0.0000	0.0000	0.0000	0.0000	0.0000	0.0000000	0.0000
273	0	10/12/20 9:00 AM	530.000	0.00000001	0.00%	4	0.0000	0.0000	0.0000	0.0000	0.0000	0.0000	0.0000000	0.0000
274	0	10/12/20 10:00 AM	530.000	0.00000001	0.00%	4	0.0000	0.0000	0.0000	0.0000	0.0000	0.0000	0.0000000	0.0000
275	0	10/12/20 11:00 AM	530.000	0.00000001	0.00%	4	0.0000	0.0000	0.0000	0.0000	0.0000	0.0000	0.0000000	0.0000
276	0	10/12/20 12:00 PM	530.000	0.00000001	0.00%	4	0.0000	0.0000	0.0000	0.0000	0.0000	0.0000	0.0000000	0.0000
277	0	10/12/20 1:00 PM	530.000	0.00000001	0.00%	4	0.0000	0.0000	0.0000	0.0000	0.0000	0.0000	0.0000000	0.0000
278	0	10/12/20 2:00 PM	530.000	0.00000001	0.00%	4	0.0000	0.0000	0.0000	0.0000	0.0000	0.0000	0.0000000	0.0000
279	0	10/12/20 3:00 PM	530.000	0.00000001	0.00%	4	0.0000	0.0000	0.0000	0.0000	0.0000	0.0000	0.0000000	0.0000
280	0	10/12/20 4:00 PM	530.000	0.00000001	0.00%	4	0.0000	0.0000	0.0000	0.0000	0.0000	0.0000	0.0000000	0.0000
281	0	10/12/20 5:00 PM	530.000	0.00000001	0.00%	4	0.0000	0.0000	0.0000	0.0000	0.0000	0.0000	0.0000000	0.0000
282	0	10/12/20 6:00 PM	530.000	0.00000001	0.00%	4	0.0000	0.0000	0.0000	0.0000	0.0000	0.0000	0.0000000	0.0000
283	0	10/12/20 7:00 PM	530.000	0.00000001	0.00%	4	0.0000	0.0000	0.0000	0.0000	0.0000	0.0000	0.0000000	0.0000
284	0	10/12/20 8:00 PM	530.000	0.00000001	0.00%	4	0.0000	0.0000	0.0000	0.0000	0.0000	0.0000	0.0000000	0.0000
285	0	10/12/20 9:00 PM	530.000	0.00000001	0.00%	4	0.0000	0.0000	0.0000	0.0000	0.0000	0.0000	0.0000000	0.0000
286	0	10/12/20 10:00 PM	530.000	0.00000001	0.00%	4	0.0000	0.0000	0.0000	0.0000	0.0000	0.0000	0.0000000	0.0000
287	0	10/12/20 11:00 PM	530.000	0.00000001	0.00%	4	0.0000	0.0000	0.0000	0.0000	0.0000	0.0000	0.0000000	0.0000
288	0	10/12/20 12:00 AM	530.000	0.00000001	0.00%	4	0.0000	0.0000	0.0000	0.0000	0.0000	0.0000	0.0000000	0.0000
289	0	10/13/20 1:00 AM	530.000	0.00000001	0.00%	4	0.0000	0.0000	0.0000	0.0000	0.0000	0.0000	0.0000000	0.0000
290	0	10/13/20 2:00 AM	530.000	0.00000001	0.00%	4	0.0000	0.0000	0.0000	0.0000	0.0000	0.0000	0.0000000	0.0000
291	0	10/13/20 3:00 AM	530.000	0.00000001	0.00%	4	0.0000	0.0000	0.0000	0.0000	0.0000	0.0000	0.0000000	0.0000
292	0	10/13/20 4:00 AM	530.000	0.00000001	0.00%	4	0.0000	0.0000	0.0000	0.0000	0.0000	0.0000	0.0000000	0.0000
293	0	10/13/20 5:00 AM	530.000	0.00000001	0.00%	4	0.0000	0.0000	0.0000	0.0000	0.0000	0.0000	0.0000000	0.0000
294	0	10/13/20 6:00 AM	530.000	0.00000001	0.00%	4	0.0000	0.0000	0.0000	0.0000	0.0000	0.0000	0.0000000	0.0000
295	0	10/13/20 7:00 AM	530.000	0.00000001	0.00%	4	0.0000	0.0000	0.0000	0.0000	0.0000	0.0000	0.0000000	0.0000
296	0	10/13/20 8:00 AM	530.000	0.00000001	0.00%	4	0.0000	0.0000	0.0000	0.0000	0.0000	0.0000	0.0000000	0.0000
297	0	10/13/20 9:00 AM	530.000	0.00000001	0.00%	4	0.0000	0.0000	0.0000	0.0000	0.0000	0.0000	0.0000000	0.0000
298	0	10/13/20 10:00 AM	530.000	0.00000001	0.00%	4	0.0000	0.0000	0.0000	0.0000	0.0000	0.0000	0.0000000	0.0000
299	0	10/13/20 11:00 AM	530.000	0.00000001	0.00%	4	0.0000	0.0000	0.0000	0.0000	0.0000	0.0000	0.0000000	0.0000
300	0	10/13/20 12:00 PM	530.000	0.00000001	0.00%	4	0.0000	0.0000	0.0000	0.0000	0.0000	0.0000	0.0000000	0.0000
301	0	10/13/20 1:00 PM	530.000	0.00000001	0.00%	4	0.0000	0.0000	0.0000	0.0000	0.0000	0.0000	0.0000000	0.0000
302	0	10/13/20 2:00 PM	530.000	0.00000001	0.00%	4	0.0000	0.0000	0.0000	0.0000	0.0000	0.0000	0.0000000	0.0000
303	0	10/13/20 3:00 PM	530.000	0.00000001	0.00%	4	0.0000	0.0000	0.0000	0.0000	0.0000	0.0000	0.0000000	0.0000
304	0	10/13/20 4:00 PM	530.000	0.00000001	0.00%	4	0.0000	0.0000	0.0000	0.0000	0.0000	0.0000	0.0000000	0.0000
305	0	10/13/20 5:00 PM	530.000	0.00000001	0.00%	4	0.0000	0.0000	0.0000	0.0000	0.0000	0.0000	0.0000000	0.0000
306	0	10/13/20 6:00 PM	530.000	0.00000001	0.00%	4	0.0000	0.0000	0.0000	0.0000	0.0000	0.0000	0.0000000	0.0000
307	0	10/13/20 7:00 PM	530.000	0.00000001	0.00%	4	0.0000	0.0000	0.0000	0.0000	0.0000	0.0000	0.0000000	0.0000
308	0	10/13/20 8:00 PM	530.000	0.00000001	0.00%	4	0.0000	0.0000	0.0000	0.0000	0.0000	0.0000	0.0000000	0.0000
309	0	10/13/20 9:00 PM	530.000	0.00000001	0.00%	4	0.0000	0.0000	0.0000	0.0000	0.0000	0.0000	0.0000000	0.0000
310	0	10/13/20 10:00 PM	530.000	0.00000001	0.00%	4	0.0000	0.0000	0.0000	0.0000	0.0000	0.0000	0.0000000	0.0000
311	0	10/13/20 11:00 PM	530.000	0.00000001	0.00%	4	0.0000	0.0000	0.0000	0.0000	0.0000	0.0000	0.0000000	0.0000
312	0	10/13/20 12:00 AM	530.000	0.00000001	0.00%	4	0.0000	0.0000	0.0000	0.0000	0.0000	0.0000	0.0000000	0.0000
313	0	10/14/20 1:00 AM	530.000	0.00000001	0.00%	4	0.0000	0.0000	0.0000	0.0000	0.0000	0.0000	0.0000000	0.0000
314	0	10/14/20 2:00 AM	530.000	0.00000001	0.00%	4	0.0000	0.0000	0.0000	0.0000	0.0000	0.0000	0.0000000	0.0000
315	0	10/14/20 3:00 AM	530.000	0.00000001	0.00%	4	0.0000	0.0000	0.0000	0.0000	0.0000	0.0000	0.0000000	0.0000
316	0	10/14/20 4:00 AM	530.000	0.00000001	0.00%	4	0.0000	0.0000	0.0000	0.0000	0.0000	0.0000	0.0000000	0.0000
317	0	10/14/20 5:00 AM	530.000	0.00000001	0.00%	4	0.0000	0.0000	0.0000	0.0000	0.0000	0.0000	0.0000000	0.0000
318	0	10/14/20 6:00 AM	530.000	0.00000001	0.00%	4	0.0000	0.0000	0.0000	0.0000	0.0000	0.0000	0.0000000	0.0000
319	0	10/14/20 7:00 AM	530.000	0.00000001	0.00%	4	0.0000	0.0000	0.0000	0.0000	0.0000	0.0000	0.0000000	0.0000
320	0	10/14/20 8:00 AM	530.000	0.00000001	0.00%	4	0.0000	0.0000	0.0000	0.0000	0.0000	0.0000	0.0000000	0.0000
321	0	10/14/20 9:00 AM	530.000	0.00000001	0.00%	4	0.0000	0.0000	0.0000	0.0000	0.0000	0.0000	0.0000000	0.0000
322	0	10/14/20 10:00 AM	530.000	0.00000001	0.00%	4	0.0000	0.0000	0.0000	0.0000	0.0000	0.0000	0.0000000	0.0000
323	0	10/14/20 11:00 AM	530.000	0.00000001	0.00%	4	0.0000	0.0000	0.0000	0.0000	0.0000	0.0000	0.0000000	0.0000
324	0	10/14/20 12:00 PM	530.000	0.00000001	0.00%	4	0.0000	0.0000	0.0000	0.0000	0.0000	0.0000	0.0000000	0.0000
325	0	10/14/20 1:00 PM	530.000	0.00000001	0.00%	4	0.0000	0.0000	0.0000	0.0000	0.0000	0.0000	0.0000000	0.0000
326	0	10/14/20 2:00 PM	530.000	0.00000001	0.00%	4	0.0000	0.0000	0.0000	0.0000	0.0000	0.0000	0.0000000	0.0000
327	0	10/14/20 3:00 PM	530.000	0.00000001	0.00%	4	0.0000	0.0000	0.0000	0.0000	0.0000	0.0000	0.0000000	0.0000
328	0	10/14/20 4:00 PM	530.000	0.00000001	0.00%	4	0.0000	0.0000	0.0000	0.0000	0.0000	0.0000	0.0000000	0.0000
329	0	10/14/20 5:00 PM	530.000	0.00000001	0.00%	4	0.0000	0.0000	0.0000	0.0000	0.0000	0.0000	0.0000000	0.0000
330	0	10/14/20 6:00 PM	530.000	0.00000001	0.00%	4	0.0000	0.0000	0.0000	0.0000	0.0000	0.0000	0.0000000	0.0000
331	0	10/14/20 7:00 PM	530.000	0.00000001	0.00%	4	0.0000	0.0000	0.0000	0.0000	0.0000	0.0000	0.0000000	0.0000
332	0	10/14/20 8:00 PM	530.000	0.00000001	0.00%	4	0.0000	0.0000	0.0000	0.0000	0.0000	0.0000	0.0000000	0.0000
333	0	10/14/20 9:00 PM	530.000	0.00000001	0.00%	4	0.0000	0.0000	0.0000	0.0000	0.0000	0.0000	0.0000000	0.0000
334	0	10/14/20 10:00 PM	530.000	0.00000001	0.00%	4	0.0000	0.0000	0.0000	0.0000	0.0000	0.0000	0.0000000	0.0000
335	0	10/14/20 11:00 PM	530.000	0.00000001	0.00%	4	0.0000	0.0000	0.0000	0.0000	0.0000	0.0000	0.0000000	0.0000
336	0	10/14/20 12:00 AM	530.000	0.00000001	0.00%	4	0.0000	0.0000	0.0000	0.0000	0.0000	0.0000	0.0000000	0.0000
337	0	10/15/20 1:00 AM	530.000	0.00000001	0.00%	4	0.0000	0.0000	0.0000	0.0000	0.0000	0.0000	0.0000000	0.0000
338	0	10/15/20 2:00 AM	530.000	0.00000001	0.00%	4	0.0000	0.0000	0.0000	0.0000	0.0000	0.0000	0.0000000	0.0000
339	0	10/15/20 3:00 AM	530.000	0.00000001	0.00%	4	0.0000	0.0000	0.0000	0.0000	0.0000	0.0000	0.0000000	0.0000
340	0	10/15/20 4:00 AM	530.000	0.00000001	0.00%	4	0.0000	0.0000	0.0000	0.0000	0.0000	0.0000	0.0000000	0.0000
341	0	10/15/20 5:00 AM	530.000	0.00000001	0.00%	4	0.0000	0.0000	0.0000	0.0000	0.0000	0.0000	0.0000000	0.0000
342	0	10/15/20 6:00 AM	530.000	0.00000001	0.00%	4	0.0000	0.0000	0.0000	0.0000	0.0000	0.0000	0.0000000	0.0000
343	0	10/15/20 7:00 AM	530.000	0.00000001	0.00%	4	0.0000	0.0000	0.0000	0.0000	0.0000	0.0000	0.0000000	0.0000
344	0	10/15/20 8:00 AM	530.000	0.00000001	0.00%	4	0.0000	0.0000	0.0000	0.0000	0.0000	0.0000	0.0000000	0.0000
345	0	10/15/20 9:00 AM	530.000	0.00000001	0.00%	4	0.0000	0.0000	0.0000	0.0000	0.0000	0.0000	0.0000000	0.0000
346	0	10/15/20 10:00 AM	530.000	0.00000001	0.00%	4	0.0000	0.0000	0.0000	0.0000	0.0000	0.0000	0.0000000	0.0000
347	0	10/15/20 11:00 AM	530.000	0.00000001	0.00%	4	0.0000	0.0000	0.0000	0.0000	0.0000	0.0000	0.0000000	0.0000
348	0	10/15/20 12:00 PM	530.000	0.00000001	0.00%	4	0.0000	0.0000	0.0000	0.0000	0.0000	0.0000	0.0000000	0.0000
349	0	10/15/20 1:00 PM	530.000	0.00000001	0.00%	4	0.0000	0.0000	0.0000	0.0000	0.0000	0.0000	0.0000000	0.0000
350	0	10/15/20 2:00 PM	530.000	0.00000001	0.00%	4	0.0000	0.0000	0.0000	0.0000	0.0000	0.0000	0.0000000	0.0000
351	0	10/15/20 3:00 PM	530.000	0.00000001	0.00%	4	0.0000	0.0000	0.0000	0.0000	0.0000	0.0000	0.0000000	0.0000
352	0	10/15/20 4:00 PM	530.000	0.00000001	0.00%	4	0.0000	0.0000	0.0000	0.0000	0.0000	0.0000	0.0000000	0.0000
353	0	10/15/20 5:00 PM	530.000	0.00000001	0.00%	4	0.0000	0.0000	0.0000	0.0000	0.0000	0.0000	0.0000000	0.0000
354	0	10/15/20 6:00 PM	530.000	0.00000001	0.00%	4	0.0000	0.0000	0.0000	0.0000	0.0000	0.0000	0.0000000	0.0000
355	0	10/15/20 7:00 PM	530.000	0.00000001	0.00%	4	0.0000	0.0000	0.0000	0.0000	0.0000	0.0000	0.0000000	0.0000
356	0	10/15/20 8:00 PM	530.000	0.00000001	0.00%	4	0.0000	0.0000	0.0000	0.0000	0.0000	0.0000	0.0000000	0.0000
357	0	10/15/20 9:00 PM	530.000	0.00000001	0.00%	4	0.0000	0.0000	0.0000	0.0000	0.0000	0.0000	0.0000000	0.0000
358	0	10/15/20 10:00 PM	530.000	0.00000001	0.00%	4	0.0000	0.0000	0.0000	0.0000	0.0000	0.0000	0.0000000	0.0000
359	0	10/15/20 11:00 PM	530.000	0.00000001	0.00%	4	0.0000	0.0000	0.0000	0.0000	0.0000	0.0000	0.0000000	0.0000
360	0	10/15/20 12:00 AM	530.000	0.00000001	0.00%	4	0.0000	0.0000	0.0000	0.0000	0.0000	0.0000	0.0000000	0.0000
361	0	10/16/20 1:00 AM	530.000	0.00000001	0.00%	4	0.0000	0.0000	0.0000	0.0000	0.0000	0.0000	0.0000000	0.0000
362	0	10/16/20 2:00 AM	530.000	0.00000001	0.00%	4	0.0000	0.0000	0.0000	0.0000	0.0000	0.0000	0.0000000	0.0000
363	0	10/16/20 3:00 AM	530.000	0.00000001	0.00%	4	0.0000	0.0000	0.0000	0.0000	0.0000	0.0000	0.0000000	0.0000
364	0	10/16/20 4:00 AM	530.000	0.00000001	0.00%	4	0.0000	0.0000	0.0000	0.0000	0.0000	0.0000	0.0000000	0.0000
365	0	10/16/20 5:00 AM	530.000	0.00000001	0.00%	4	0.0000	0.0000	0.0000	0.0000	0.0000	0.0000	0.0000000	0.0000
366	0	10/16/20 6:00 AM	530.000	0.00000001	0.00%	4	0.0000	0.0000	0.0000	0.0000	0.0000	0.0000	0.0000000	0.0000
367	0	10/16/20 7:00 AM	530.000	0.00000001	0.00%	4	0.0000	0.0000	0.0000	0.0000	0.0000	0.0000	0.0000000	0.0000
368	0	10/16/20 8:00 AM	530.000	0.00000001	0.00%	4	0.0000	0.0000	0.0000	0.0000	0.0000	0.0000	0.0000000	0.0000
369	0	10/16/20 9:00 AM	530.000	0.00000001	0.00%	4	0.0000	0.0000	0.0000	0.0000	0.0000	0.0000	0.0000000	0.0000
370	0	10/16/20 10:00 AM	530.000	0.00000001	0.00%	4	0.0000	0.0000	0.0000	0.0000	0.0000	0.0000	0.0000000	0.0000
371	0	10/16/20 11:00 AM	530.000	0.00000001	0.00%	4	0.0000	0.0000	0.0000	0.0000	0.0000	0

457	0	10/20/20 1:00 AM	530.000	0.00000001	0.00%	4	0.0000	0.0000	0.0000	0.0000	0.0000	0.0000	0.0000000	0.0000
458	0	10/20/20 2:00 AM	530.000	0.00000001	0.00%	4	0.0000	0.0000	0.0000	0.0000	0.0000	0.0000	0.0000000	0.0000
459	0	10/20/20 3:00 AM	530.000	0.00000001	0.00%	4	0.0000	0.0000	0.0000	0.0000	0.0000	0.0000	0.0000000	0.0000
460	0	10/20/20 4:00 AM	530.000	0.00000001	0.00%	4	0.0000	0.0000	0.0000	0.0000	0.0000	0.0000	0.0000000	0.0000
461	0	10/20/20 5:00 AM	530.000	0.00000001	0.00%	4	0.0000	0.0000	0.0000	0.0000	0.0000	0.0000	0.0000000	0.0000
462	0	10/20/20 6:00 AM	530.000	0.00000001	0.00%	4	0.0000	0.0000	0.0000	0.0000	0.0000	0.0000	0.0000000	0.0000
463	0	10/20/20 7:00 AM	530.000	0.00000001	0.00%	4	0.0000	0.0000	0.0000	0.0000	0.0000	0.0000	0.0000000	0.0000
464	0	10/20/20 8:00 AM	530.000	0.00000001	0.00%	4	0.0000	0.0000	0.0000	0.0000	0.0000	0.0000	0.0000000	0.0000
465	0	10/20/20 9:00 AM	530.000	0.00000001	0.00%	4	0.0000	0.0000	0.0000	0.0000	0.0000	0.0000	0.0000000	0.0000
466	0	10/20/20 10:00 AM	530.000	0.00000001	0.00%	4	0.0000	0.0000	0.0000	0.0000	0.0000	0.0000	0.0000000	0.0000
467	0	10/20/20 11:00 AM	530.000	0.00000001	0.00%	4	0.0000	0.0000	0.0000	0.0000	0.0000	0.0000	0.0000000	0.0000
468	0	10/20/20 12:00 PM	530.000	0.00000001	0.00%	4	0.0000	0.0000	0.0000	0.0000	0.0000	0.0000	0.0000000	0.0000
469	0	10/20/20 1:00 PM	530.000	0.00000001	0.00%	4	0.0000	0.0000	0.0000	0.0000	0.0000	0.0000	0.0000000	0.0000
470	0	10/20/20 2:00 PM	530.000	0.00000001	0.00%	4	0.0000	0.0000	0.0000	0.0000	0.0000	0.0000	0.0000000	0.0000
471	0	10/20/20 3:00 PM	530.000	0.00000001	0.00%	4	0.0000	0.0000	0.0000	0.0000	0.0000	0.0000	0.0000000	0.0000
472	0	10/20/20 4:00 PM	530.000	0.00000001	0.00%	4	0.0000	0.0000	0.0000	0.0000	0.0000	0.0000	0.0000000	0.0000
473	0	10/20/20 5:00 PM	530.000	0.00000001	0.00%	4	0.0000	0.0000	0.0000	0.0000	0.0000	0.0000	0.0000000	0.0000
474	0	10/20/20 6:00 PM	530.000	0.00000001	0.00%	4	0.0000	0.0000	0.0000	0.0000	0.0000	0.0000	0.0000000	0.0000
475	0	10/20/20 7:00 PM	530.000	0.00000001	0.00%	4	0.0000	0.0000	0.0000	0.0000	0.0000	0.0000	0.0000000	0.0000
476	0	10/20/20 8:00 PM	530.000	0.00000001	0.00%	4	0.0000	0.0000	0.0000	0.0000	0.0000	0.0000	0.0000000	0.0000
477	0	10/20/20 9:00 PM	530.000	0.00000001	0.00%	4	0.0000	0.0000	0.0000	0.0000	0.0000	0.0000	0.0000000	0.0000
478	0	10/20/20 10:00 PM	530.000	0.00000001	0.00%	4	0.0000	0.0000	0.0000	0.0000	0.0000	0.0000	0.0000000	0.0000
479	0	10/20/20 11:00 PM	530.000	0.00000001	0.00%	4	0.0000	0.0000	0.0000	0.0000	0.0000	0.0000	0.0000000	0.0000
480	0	10/20/20 12:00 AM	530.000	0.00000001	0.00%	4	0.0000	0.0000	0.0000	0.0000	0.0000	0.0000	0.0000000	0.0000
481	0	10/21/20 1:00 AM	530.000	0.00000001	0.00%	4	0.0000	0.0000	0.0000	0.0000	0.0000	0.0000	0.0000000	0.0000
482	0	10/21/20 2:00 AM	530.000	0.00000001	0.00%	4	0.0000	0.0000	0.0000	0.0000	0.0000	0.0000	0.0000000	0.0000
483	0	10/21/20 3:00 AM	530.000	0.00000001	0.00%	4	0.0000	0.0000	0.0000	0.0000	0.0000	0.0000	0.0000000	0.0000
484	0	10/21/20 4:00 AM	530.000	0.00000001	0.00%	4	0.0000	0.0000	0.0000	0.0000	0.0000	0.0000	0.0000000	0.0000
485	0	10/21/20 5:00 AM	530.000	0.00000001	0.00%	4	0.0000	0.0000	0.0000	0.0000	0.0000	0.0000	0.0000000	0.0000
486	0	10/21/20 6:00 AM	530.000	0.00000001	0.00%	4	0.0000	0.0000	0.0000	0.0000	0.0000	0.0000	0.0000000	0.0000
487	0	10/21/20 7:00 AM	530.000	0.00000001	0.00%	4	0.0000	0.0000	0.0000	0.0000	0.0000	0.0000	0.0000000	0.0000
488	0	10/21/20 8:00 AM	530.000	0.00000001	0.00%	4	0.0000	0.0000	0.0000	0.0000	0.0000	0.0000	0.0000000	0.0000
489	0	10/21/20 9:00 AM	530.000	0.00000001	0.00%	4	0.0000	0.0000	0.0000	0.0000	0.0000	0.0000	0.0000000	0.0000
490	0	10/21/20 10:00 AM	530.000	0.00000001	0.00%	4	0.0000	0.0000	0.0000	0.0000	0.0000	0.0000	0.0000000	0.0000
491	0	10/21/20 11:00 AM	530.000	0.00000001	0.00%	4	0.0000	0.0000	0.0000	0.0000	0.0000	0.0000	0.0000000	0.0000
492	0	10/21/20 12:00 PM	530.000	0.00000001	0.00%	4	0.0000	0.0000	0.0000	0.0000	0.0000	0.0000	0.0000000	0.0000
493	0	10/21/20 1:00 PM	530.000	0.00000001	0.00%	4	0.0000	0.0000	0.0000	0.0000	0.0000	0.0000	0.0000000	0.0000
494	0	10/21/20 2:00 PM	530.000	0.00000001	0.00%	4	0.0000	0.0000	0.0000	0.0000	0.0000	0.0000	0.0000000	0.0000
495	0	10/21/20 3:00 PM	530.000	0.00000001	0.00%	4	0.0000	0.0000	0.0000	0.0000	0.0000	0.0000	0.0000000	0.0000
496	0	10/21/20 4:00 PM	530.000	0.00000001	0.00%	4	0.0000	0.0000	0.0000	0.0000	0.0000	0.0000	0.0000000	0.0000
497	0	10/21/20 5:00 PM	530.000	0.00000001	0.00%	4	0.0000	0.0000	0.0000	0.0000	0.0000	0.0000	0.0000000	0.0000
498	0	10/21/20 6:00 PM	530.000	0.00000001	0.00%	4	0.0000	0.0000	0.0000	0.0000	0.0000	0.0000	0.0000000	0.0000
499	0	10/21/20 7:00 PM	530.000	0.00000001	0.00%	4	0.0000	0.0000	0.0000	0.0000	0.0000	0.0000	0.0000000	0.0000
500	0	10/21/20 8:00 PM	530.000	0.00000001	0.00%	4	0.0000	0.0000	0.0000	0.0000	0.0000	0.0000	0.0000000	0.0000
501	0	10/21/20 9:00 PM	530.000	0.00000001	0.00%	4	0.0000	0.0000	0.0000	0.0000	0.0000	0.0000	0.0000000	0.0000
502	0	10/21/20 10:00 PM	530.000	0.00000001	0.00%	4	0.0000	0.0000	0.0000	0.0000	0.0000	0.0000	0.0000000	0.0000
503	0	10/21/20 11:00 PM	530.000	0.00000001	0.00%	4	0.0000	0.0000	0.0000	0.0000	0.0000	0.0000	0.0000000	0.0000
504	0	10/21/20 12:00 AM	530.000	0.00000001	0.00%	4	0.0000	0.0000	0.0000	0.0000	0.0000	0.0000	0.0000000	0.0000
505	361.778	10/22/20 1:00 AM	530.000	530.000	68.64%	4	0.0000	0.0000	0.0000	1.0549	1.2941	1.0549	0.0037161	0.0039
506	359.164	10/22/20 2:00 AM	530.000	530.000	67.77%	4	0.0000	1.4499	0.0000	1.0576	1.2969	1.0576	0.0036690	0.0039
507	344.365	10/22/20 3:00 AM	530.000	530.000	64.96%	4	0.0000	1.4648	1.0008	1.0683	1.3081	1.0683	0.0036170	0.0038
508	327.073	10/22/20 4:00 AM	530.000	530.000	61.71%	4	0.0000	1.4642	1.0202	1.0783	1.3258	1.0783	0.0033411	0.0036
509	342.351	10/22/20 5:00 AM	530.000	530.000	64.59%	4	0.0000	1.4642	1.0048	1.0680	1.3100	1.0680	0.0034672	0.0037
510	372.102	10/22/20 6:00 AM	530.000	530.000	70.21%	4	0.0000	1.4642	1.0048	1.0501	1.2898	1.0501	0.0038011	0.0041
511	382.407	10/22/20 7:00 AM	530.000	530.000	72.15%	4	0.0000	0.0000	0.0000	1.0445	1.2860	1.0445	0.0039064	0.0041
512	448.921	10/22/20 8:00 AM	530.000	530.000	84.70%	4	0.0000	0.0000	0.0000	1.0159	1.3009	1.0159	0.0045858	0.0047
513	453.879	10/22/20 9:00 AM	530.000	530.000	85.64%	4	0.0000	0.0000	0.0000	1.0143	0.0000	1.0143	0.0046365	0.0047
514	477.247	10/22/20 10:00 AM	530.000	530.000	90.05%	4	0.0000	0.0000	0.0000	1.0077	0.0000	1.0077	0.0048752	0.0049
515	398.236	10/22/20 11:00 AM	530.000	530.000	75.33%	4	0.0000	0.0000	0.0000	1.0360	1.2833	1.0360	0.0040783	0.0042
516	442.788	10/22/20 12:00 PM	530.000	530.000	83.54%	4	0.0000	0.0000	0.0000	1.0180	1.2967	1.0180	0.0045232	0.0046
517	449.954	10/22/20 1:00 PM	530.000	530.000	84.90%	4	0.0000	0.0000	0.0000	1.0156	1.3017	1.0156	0.0045964	0.0047
518	466.134	10/22/20 2:00 PM	530.000	530.000	87.95%	4	0.0000	0.0000	0.0000	1.0106	0.0000	1.0106	0.0047617	0.0048
519	495.179	10/22/20 3:00 PM	530.000	530.000	93.43%	4	0.0000	0.0000	0.0000	1.0037	0.0000	1.0037	0.0050584	0.0051
520	505.191	10/22/20 4:00 PM	530.000	530.000	95.32%	4	0.0000	0.0000	0.0000	1.0019	0.0000	1.0019	0.0051607	0.0052
521	494.562	10/22/20 5:00 PM	530.000	530.000	91.43%	4	0.0000	0.0000	0.0000	1.0059	0.0000	1.0059	0.0049499	0.0050
522	456.155	10/22/20 6:00 PM	530.000	530.000	86.07%	4	0.0000	0.0000	0.0000	1.0136	0.0000	1.0136	0.0046597	0.0047
523	514.471	10/22/20 7:00 PM	530.000	530.000	97.07%	4	0.0000	0.0000	0.0000	1.0005	0.0000	1.0005	0.0052555	0.0053
524	530.000	10/22/20 8:00 PM	530.000	530.000	100.00%	4	0.0000	0.0000	0.0000	1.0000	0.0000	1.0000	0.0054141	0.0054
525	506.037	10/22/20 9:00 PM	530.000	530.000	95.48%	4	0.0000	0.0000	0.0000	1.0018	0.0000	1.0018	0.0051693	0.0052
526	447.984	10/22/20 10:00 PM	530.000	530.000	84.49%	4	0.0000	0.0000	0.0000	1.0143	1.2999	1.0143	0.0047279	0.0048
527	417.300	10/22/20 11:00 PM	530.000	530.000	78.74%	4	0.0000	0.0000	0.0000	1.0279	1.2853	1.0279	0.0042628	0.0044
528	372.102	10/22/20 12:00 AM	530.000	530.000	70.21%	4	0.0000	0.0000	0.0000	1.0501	1.2898	1.0501	0.0038011	0.0040
529	345.960	10/23/20 1:00 AM	530.000	530.000	64.96%	4	0.0000	1.4648	1.0003	1.0670	1.3078	1.0670	0.0035156	0.0037
530	377.887	10/23/20 2:00 AM	530.000	530.000	71.30%	4	0.0000	0.0000	0.0000	1.0469	1.2874	1.0469	0.0038602	0.0040
531	370.094	10/23/20 3:00 AM	530.000	530.000	69.83%	4	0.0000	0.0000	0.0000	1.0512	1.2907	1.0512	0.0037806	0.0040
532	332.700	10/23/20 4:00 AM	530.000	530.000	62.77%	4	0.0000	1.4636	1.0145	1.0744	1.3195	1.0744	0.0033986	0.0037
533	313.917	10/23/20 5:00 AM	530.000	530.000	59.23%	4	0.0000	1.4680	1.0335	1.0876	1.3422	1.0876	0.0032067	0.0035
534	353.541	10/23/20 6:00 AM	530.000	530.000	66.71%	4	0.0000	1.4673	1.0000	1.0610	1.3008	1.0610	0.0036115	0.0038
535	395.171	10/23/20 7:00 AM	530.000	530.000	74.56%	4	0.0000	0.0000	0.0000	1.0380	1.2835	1.0380	0.0040388	0.0042
536	410.510	10/23/20 8:00 AM	530.000	530.000	77.45%	4	0.0000	0.0000	0.0000	1.0308	1.2839	1.0308	0.0041935	0.0043
537	436.546	10/23/20 9:00 AM	530.000	530.000	82.37%	4	0.0000	0.0000	0.0000	1.0202	1.2929	1.0202	0.0044594	0.0045
538	416.042	10/23/20 10:00 AM	530.000	530.000	78.50%	4	0.0000	0.0000	0.0000	1.0284	1.2850	1.0284	0.0042500	0.0044
539	462.693	10/23/20 11:00 AM	530.000	530.000	87.30%	4	0.0000	0.0000	0.0000	1.0116	0.0000	1.0116	0.0047265	0.0048
540	453.586	10/23/20 12:00 PM	530.000	530.000	85.58%	4	0.0000	0.0000	0.0000	1.0144	0.0000	1.0144	0.0046335	0.0047
541	452.137	10/23/20 1:00 PM	530.000	530.000	85.31%	4	0.0000	0.0000	0.0000	1.0149	0.0000	1.0149	0.0046187	0.0047
542	460.548	10/23/20 2:00 PM	530.000	530.000	86.90%	4	0.0000	0.0000	0.0000	1.0122	0.0000	1.0122	0.0047046	0.0048
543	471.160	10/23/20 3:00 PM	530.000	530.000	88.90%	4	0.0000	0.0000	0.0000	1.0093	0.0000	1.0093	0.0048130	0.0049
544	485.560	10/23/20 4:00 PM	530.000	530.000	91.62%	4	0.0000	0.0000	0.0000	1.0057	0.0000	1.0057	0.0049601	0.0050
545	497.937	10/23/20 5:00 PM	530.000	530.000	93.96%	4	0.0000	0.0000	0.0000	1.0043	0.0000	1.0043	0.0050997	0.0051
546	456.340	10/23/20 6:00 PM	530.000	530.000	86.10%	4	0.0000	0.0000	0.0000	1.0135	0.0000	1.0135	0.0046816	0.0047
547	505.468	10/23/20 7:00 PM	530.000	530.000	95.37%	4	0.0000	0.0000	0.0000	1.0019	0.0000	1.0019	0.0051635	0.0052
548	530.000	10/23/20 8:00 PM	530.000	530.000	100.00%	4	0.0000	0.0000	0.0000	1.0000	0.0000	1.0000	0.0054141	0.0054
549	530.000	10/23/20 9:00 PM	530.000	530.000	100.00%	4	0.0000	0.0000	0.0000	1.0000	0.0000	1.0000	0.0054141	0.0054
550	492.874	10/23/20 10:00 PM	530.000	530.000	93.00%	4	0.0000	0.0000	0.0000	1.0042	0.0000	1.0042	0.0050148	0.0051
551	493.670	10/23/20 11:00 PM	530.000	530.000	93.15%	4	0.0000	0.0000	0.0000	1.0041	0.0000	1.0041	0.0050300	0.0051
552	430.126	10/23/20 12:00 AM	530.000	530.000	81.16%	4	0.0000	0.0000	0.0000	1.0227	1.2897	1.0227	0.0043938	0.0045
553	397.590	10/24/20 1:00 AM	530.000	530.000	75.02%	4	0.0000	0.0000	0.0000	1.0368	1.2834	1.0368	0.0040615	0.0042
554	369.959	10/24/20 2:00 AM	530.000	530.000	69.80%	4	0.0000	0.0000	0.0000	1.0513	1.2908	1.0513	0.0037792	0.0040
555	321.642	10/24/20 3:00 AM	530.000	530.000	60.69%	4	0.0000	1.4653	1.0257	1.0821	1.3322	1.0821	0.0032857	0.0036
556	328.438	10/24/20 4:00 AM	530.000	530.000	61.97%	4	0.0000	1.4640	1.0188	1.0773	1.3242	1.0773	0.0033551	0.0036
557	337.888	10/24/20 5:00 AM	530.000	530.000	63.75%	4	0.0000	1.4637	1.0093	1.0710	1.3143	1.0710	0.0034516	0.0037
558	363.618	10/24/20 6:00 AM	530.000	530.000	68.61%	4	0.0000	0.0000	0.0000	1.0550	1.2942	1.0550	0.0037145	0.0039
559	327.863	10/24/20 7:00 AM	530.000	530.000	61.86%	4	0.0000	1.4640	1.0194	1.0777	1.3240	1.0777	0.0033492	0.0036
560	343.228	10/24/20 8:00 AM	530.000	530.000	64.76%	4	0.0000	1.4644	1.0039	1.0675	1.3092	1.0675	0.0035062	0.0037
561	374.053	10/24/20 9:00 AM	530.000	530.000	70.58%	4	0.0000	0.0000	0.0000	1.0490	1.2899	1.0490	0.0038210	0.0040
562	391.480	10/24/20 10:00 AM	530.000	530.000	73.86%	4	0.0000	0.0000	0.0000	1.0398	1.2840	1.0398	0.0039991	0.0042
563	390.804	10/24/20 11:00 AM	530.000	530.000	73.74%	4	0.0000	0.0000	0.0000	1.0402	1.2841	1.0402	0.0039922	0.0042
564	393.424	10/24/20 12:00 PM	530.000	530.000	74.23%	4	0.0000	0.0000	0.0000	1.0393	1.2838	1.0393	0.0040189	0.0042
565	406.146	10/24/20 1:00 PM	530.000	530.000	76.63%	4	0.0000	0.0000	0.0000	1.0328	1.2834	1.0328	0.0041489	0.0043
566	434.483	10/24/20 2:00 PM	530.000	530.000	81.98%	4	0.0000	0.0000	0.0000	1.0210	1.2918	1.0210	0.0044384	0.0045
567	460.457	10/24/20 3:00 PM	530.000	530.000	87.90%	4	0.0000	0.0000	0.0000	1.0117	0.0000	1.0117	0.0047041	0.0048
568	454.395	10/24/20 4:00 PM	530.000	530.000	85.73%	4	0.0000	0.0000	0.0000	1.0141	0.0000	1.0141	0.0046418	0.0047
569	445.162	10/24/20 5:00 PM	530.000	530.000	83.99%	4	0.0000	0.0000	0.0000	1.0172	1.2982	1.0172	0.0045474	0.0046
570	448.010	10/24/20 6:00 PM	530.000	530.000	84.54%	4	0.0000	0.0000	0.0000	1.0166	1.2986	1.0166	0.0045767	0.0046
571	457.104	10/24/20 7:00 PM	530.000	530.000	86.25%	4	0.0000	0.0000	0.0000	1.0133	0.0000	1.0133	0.0046694	0.0047
572	395.635	10/24/20 8:00 PM	530.000	530.000	74.65%	4	0.0000	0.0000	0.0000	1.0378	1.2835	1.0378	0.0040415	0.0042
573	382.772	10/24/20 9:00 PM	530.000	530.000	72.22%	4	0.0000	0.0000	0.0000	1.0443	1.2858	1.0443	0.0039101	0.0041
574	401.858	10/24/20 10:00 PM	530.000	530.000	75.82%	4	0.0000	0.0000	0.0000	1.0348	1.2833	1.0348	0.0041051	0.0042
575	416.407	10/24/20 11:00 PM	530.000	530.000	78.57%	4	0.0000	0.0000	0.0000	1.0283	1.2851	1.0283	0.0042537	0.0044
576	391.291	10/24/20 12:00 AM	530.000	530.000	73.83%	4	0.0000	0.0000	0.0000	1.0399	1.2840	1.0399	0.0039971	0.0042
577	370.059	10/25/20 1:00 AM	530.000	530.000	69.82%	4	0.0000	0.0000	0.0000	1.0513	1.2907	1.0513	0.0037802	0.0040
578	401.994	10/25/20 2:00 AM	530.000	530.000	75.85%	4	0.0000	0.0000	0.0000	1.0347	1.2833	1.0347	0.0041065	0.0042
579	363.360	10/25/20 3:00 AM	530.000	530.000	68.56%	4	0.0000	0.0000	0.0000	1.0551	1.2943	1.0551	0.0037118	0.0039
580	324.003	10/25/20 4:00 AM	530.000	530.000	61.13%	4	0.0000	1.4647	1.0233	1.0804	1.3293	1.0804	0.0033098	0.0036
581	304.880	10/25/20 5:00 AM	530.000	530.000	57.52%	4	0.0000	1.4727	1.0426	1.0943	1.3550	1.0943	0.0031144	0.0034
582	323.514	10/25/20 6:00 AM	530.000	530.000	61.04%	4	0.0000	1.4648	1.0238	1.0808	1.3299	1.0808	0.0033048	0.0036
583	302.737	10/25/20 7:00 AM	530.000	530.000	57.11%	4	0.0000	1.4741	1.0460	1.0965	1.3660	1.0965	0.0030974	0.0034
584	296.958	10/25/20 8:00 AM	530.000	530.000	56.41%	4	0.0000	1.4767	1.0486	1.0989	1.3641	1.0989	0.0030539	0.0034
585	328.987	10/25/20 9:00 AM	530.000	530.000	62.07%	4	0.0000	1.4639	1.0183	1.0770	1.3236	1.0770	0.0033607	0.0036
586	296.140	10/25/20 10:00 AM	530.000	530.000	55.89%	4	0.0000	1.4654	1.0311	1.0971	1.3740	1.0971	0.0030258	0.0033
587	386.837	10/25/20 11:00 AM	530.000	530.000	72.99%	4	0.0000	0.0000	0.0000	1.0422	1.2848	1.0422	0.0039518	0.0041
588	438.718	10/25/20 12:00 PM	530.000	530.000	82.78%	4	0.0000	0.0000	0.0000	1.0194	1.2942	1.0194	0.0044816	0.0046
589	469.604	10/25/20 1:00 PM	530.000	530.000	88.62%	4	0.0000	0.0000	0.0000	1.0068	0.0000	1.0068	0.0047917	0.0048
590	462.038	10/25/20 2:00 PM	530.000	530.000	87.18%	4	0.0000	0.0000	0.0000	1.0118	0.0000	1.0118	0.0047198	0.0048
591	475.977	10/25/20 3:00 PM	530.000	530.000	89.81%	4	0.0000	0.0000	0.0000	1.0080	0.0000	1.0080	0.0048622	0.0049
592	443.733	10/25/20 4:00 PM	530.000	530.000	83.72%	4	0.0000	0.0000	0.0000	1.0177	1.2973	1.0177	0.0045328	0.0046
593	432.790	10/25/20 5:00 PM	530.000	530.000	81.66%	4	0.0000	0.0000	0.0000	1.0216	1.2910	1.0216	0.0044211	0.0045
594	401.517	10/25/20 6:00 PM	530.000	530.000	75.76%	4	0.0000	0.0000	0.0000	1.0350	1.2833	1.0350	0.0041016	0.0042
595	439.680	10/25/20 7:00 PM	530.000	530.000	82.96%	4	0.0000	0.0000	0.0000	1.0191	1.2947	1.0191	0.0044914	0.0046
596	442.788	10/25/20 8:00 PM	530.000	530.000	83.54%	4	0.0000	0.0000	0.0000	1.0180	1.2967	1.0180	0.0045232	0.0046
597	435.082	10/25/20 9:00 PM	530.000	530.000	82.09%	4	0.0000	0.0000	0.0000	1.0208	1.2922	1.0208	0.0044445	0.0045
598	421.990	10/25/20 10:00 PM	530.000	530.000	79.62%	4	0.0000	0.0000	0.0000	1.0259	1.2866	1.0259	0.0043107	0.0044
599	372.015	10/25/20 11:00 PM	530.000	530.000	70.19%	4	0.0000	0.0000	0.0000	1.0502	1.2898	1.0502	0.0038002	0.0040
600	373.369	10/25/20 12:00 AM	530.000	530.000	70.45%	4	0.0000	0.0000	0.0000	1.0494	1.2892	1.0494	0.0038141	0.0040
601	401.636	10/26/20 1:00 AM	530.000	530.000	75.78%	4	0.0000	0.0000	0.0000	1.0349	1.2833	1.0349	0.0041028	0.0042
602	413.143	10/26/20 2:00 AM	530.000	530.000	77.95%	4	0.0000	0.0000	0.0000	1.0297	1.2844	1.0297	0.0042204	0.0043
603	386.684	10/26/20 3:00 AM	530.000	530.000	72.77%	4	0.0000	0.0000	0.0000	1.0428	1.2851	1.0428	0.0039399	0.0041
604	368.633	10/26/20 4:00 AM	530.000	530.000	69.74%	4	0.0000	0.0000	0.0000	1.0515	1.2909	1.0515	0.0037759	0.0040
605	367.921	10/26/20 5:00 AM	530.000	530.000	67.93%	4	0.0000	1.4645	1.0029	1.0444	1.3077	1.0444	0.0037640	0.0039
606	399.461	10/26/20 6:00 AM	530.000	530.000	75.37%	4	0.0000	0.0000	0.0000	1.0359	1.2833	1.0359	0.0040806	0.0042
607	427.961	10/26/20 7:00 AM	530.000	530.000	80.75%	4	0.0000	0.0000	0.0000	1.0235	1.2888	1.0235	0.0043717	0.0045
608	464.760	10/26/20 8:00 AM	530.000	530.000	84.50%	4	0.0000	0.0000	0.0000	1.0098	0.0000	1

694	441.355	10/29/20 10:00 PM	530.000	530.000	83.27%	4	0.0000	0.0000	0.0000	1.0185	1.2958	1.0185	0.0045086	0.0046
695	414.539	10/29/20 11:00 PM	530.000	530.000	78.21%	4	0.0000	0.0000	0.0000	1.0291	1.2846	1.0291	0.0042346	0.0044
696	380.879	10/29/20 12:00 AM	530.000	530.000	71.86%	4	0.0000	0.0000	0.0000	1.0453	1.2864	1.0453	0.0038908	0.0041
697	343.285	10/30/20 1:00 AM	530.000	530.000	64.77%	4	0.0000	1.4644	1.0038	1.0674	1.3092	1.0674	0.0035067	0.0037
698	315.075	10/30/20 2:00 AM	530.000	530.000	59.45%	4	0.0000	1.4675	1.0323	1.0868	1.3406	1.0868	0.0032186	0.0035
699	282.709	10/30/20 3:00 AM	530.000	530.000	53.34%	4	0.0000	1.4915	1.0650	1.1119	1.3919	1.1119	0.0028879	0.0032
700	279.767	10/30/20 4:00 AM	530.000	530.000	52.79%	4	0.0000	1.4948	1.0680	1.1143	1.3974	1.1143	0.0028579	0.0032
701	278.411	10/30/20 5:00 AM	530.000	530.000	52.53%	4	0.0000	1.4963	1.0694	1.1154	1.3999	1.1154	0.0028440	0.0032
702	343.122	10/30/20 6:00 AM	530.000	530.000	64.74%	4	0.0000	1.4643	1.0040	1.0675	1.3093	1.0675	0.0035051	0.0037
703	377.490	10/30/20 7:00 AM	530.000	530.000	71.22%	4	0.0000	0.0000	0.0000	1.0471	1.2876	1.0471	0.0038562	0.0040
704	390.330	10/30/20 8:00 AM	530.000	530.000	73.65%	4	0.0000	0.0000	0.0000	1.0404	1.2842	1.0404	0.0039873	0.0041
705	428.749	10/30/20 9:00 AM	530.000	530.000	80.90%	4	0.0000	0.0000	0.0000	1.0232	1.2891	1.0232	0.0043798	0.0045
706	434.858	10/30/20 10:00 AM	530.000	530.000	82.05%	4	0.0000	0.0000	0.0000	1.0209	1.2920	1.0209	0.0044422	0.0045
707	435.059	10/30/20 11:00 AM	530.000	530.000	82.09%	4	0.0000	0.0000	0.0000	1.0208	1.2921	1.0208	0.0044442	0.0045
708	456.722	10/30/20 12:00 PM	530.000	530.000	86.17%	4	0.0000	0.0000	0.0000	1.0134	0.0000	1.0134	0.0046655	0.0047
709	436.647	10/30/20 1:00 PM	530.000	530.000	82.39%	4	0.0000	0.0000	0.0000	1.0202	1.2930	1.0202	0.0044605	0.0046
710	432.193	10/30/20 2:00 PM	530.000	530.000	81.55%	4	0.0000	0.0000	0.0000	1.0219	1.2907	1.0219	0.0044150	0.0045
711	410.795	10/30/20 3:00 PM	530.000	530.000	77.51%	4	0.0000	0.0000	0.0000	1.0307	1.2840	1.0307	0.0041964	0.0043
712	443.776	10/30/20 4:00 PM	530.000	530.000	83.73%	4	0.0000	0.0000	0.0000	1.0177	1.2973	1.0177	0.0045333	0.0046
713	360.209	10/30/20 5:00 PM	530.000	530.000	67.96%	4	0.0000	1.4704	0.0000	1.0570	1.2962	1.0570	0.0036796	0.0039
714	331.929	10/30/20 6:00 PM	530.000	530.000	62.63%	4	0.0000	1.4637	1.0153	1.0749	1.3204	1.0749	0.0033907	0.0036
715	408.430	10/30/20 7:00 PM	530.000	530.000	77.06%	4	0.0000	0.0000	0.0000	1.0318	1.2837	1.0318	0.0041722	0.0043
716	404.718	10/30/20 8:00 PM	530.000	530.000	76.36%	4	0.0000	0.0000	0.0000	1.0335	1.2833	1.0335	0.0041343	0.0043
717	410.943	10/30/20 9:00 PM	530.000	530.000	77.54%	4	0.0000	0.0000	0.0000	1.0306	1.2840	1.0306	0.0041979	0.0043
718	425.006	10/30/20 10:00 PM	530.000	530.000	80.19%	4	0.0000	0.0000	0.0000	1.0247	1.2877	1.0247	0 0043415	0.0044
719	411.664	10/30/20 11:00 PM	530.000	530.000	77.67%	4	0.0000	0.0000	0.0000	1.0303	1.2841	1.0303	0.0042053	0.0043
720	404.678	10/30/20 12:00 AM	530.000	530.000	76.35%	4	0.0000	0.0000	0.0000	1.0335	1.2833	1.0335	0.0041339	0.0043
721	371.126	10/31/20 1:00 AM	530.000	530.000	70.02%	4	0.0000	0.0000	0.0000	1.0507	1.2902	1.0507	0.0037911	0.0040
722	355.597	10/31/20 2:00 AM	530.000	530.000	67.09%	4	0.0000	1.4682	0.0000	1.0597	1.2993	1.0597	0.0036325	0.0038
723	343.377	10/31/20 3:00 AM	530.000	530.000	64.79%	4	0.0000	1.4644	1.0038	1.0674	1.3091	1.0674	0.0035077	0.0037
724	308.278	10/31/20 4:00 AM	530.000	530.000	58.17%	4	0.0000	1.4708	1.0392	1.0918	1.3501	1.0918	0.0031491	0.0034
725	279.335	10/31/20 5:00 AM	530.000	530.000	52.70%	4	0.0000	1.4953	1.0684	1.1147	1.3982	1.1147	0.0028535	0.0032
726	313.426	10/31/20 6:00 AM	530.000	530.000	59.14%	4	0.0000	1.4682	1.0340	1.0880	1.3429	1.0880	0.0032017	0.0035
727	369.008	10/31/20 7:00 AM	530.000	530.000	69.62%	4	0.0000	0.0000	0.0000	1.0519	1.2913	1.0519	0.0037695	0.0040
728	399.894	10/31/20 8:00 AM	530.000	530.000	75.45%	4	0.0000	0.0000	0.0000	1.0357	1.2833	1.0357	0.0040850	0.0042
729	422.843	10/31/20 9:00 AM	530.000	530.000	79.78%	4	0.0000	0.0000	0.0000	1.0256	1.2869	1.0256	0.0043195	0.0044
730	403.514	10/31/20 10:00 AM	530.000	530.000	76.13%	4	0.0000	0.0000	0.0000	1.0340	1.2833	1.0340	0.0041220	0.0043
731	421.407	10/31/20 11:00 AM	530.000	530.000	79.51%	4	0.0000	0.0000	0.0000	1.0262	1.2864	1.0262	0.0043048	0.0044
732	431.091	10/31/20 12:00 PM	530.000	530.000	81.34%	4	0.0000	0.0000	0.0000	1.0223	1.2902	1.0223	0.0044037	0.0045
733	424.300	10/31/20 1:00 PM	530.000	530.000	80.06%	4	0.0000	0.0000	0.0000	1.0250	1.2874	1.0250	0.0043343	0.0044
734	431.059	10/31/20 2:00 PM	530.000	530.000	81.33%	4	0.0000	0.0000	0.0000	1.0223	1.2902	1.0223	0.0044034	0.0045
735	412.565	10/31/20 3:00 PM	530.000	530.000	77.84%	4	0.0000	0.0000	0.0000	1.0299	1.2843	1.0299	0.0042145	0.0043
736	447.904	10/31/20 4:00 PM	530.000	530.000	84.51%	4	0.0000	0.0000	0.0000	1.0162	1.3002	1.0162	0.0045755	0.0046
737	469.076	10/31/20 5:00 PM	530.000	530.000	88.50%	4	0.0000	0.0000	0.0000	1.0098	0.0000	1.0098	0.0047917	0.0048
738	402.165	10/31/20 6:00 PM	530.000	530.000	75.88%	4	0.0000	0.0000	0.0000	1.0347	1.2833	1.0347	0.0041082	0.0043
739	490.728	10/31/20 7:00 PM	530.000	530.000	92.59%	4	0.0000	0.0000	0.0000	1.0046	0.0000	1.0046	0.0050129	0.0050
740	475.903	10/31/20 8:00 PM	530.000	530.000	89.79%	4	0.0000	0.0000	0.0000	1.0080	0.0000	1.0080	0.0048615	0.0049
741	455.742	10/31/20 9:00 PM	530.000	530.000	85.99%	4	0.0000	0.0000	0.0000	1.0137	0.0000	1.0137	0.0046555	0.0047
742	437.400	10/31/20 10:00 PM	530.000	530.000	82.53%	4	0.0000	0.0000	0.0000	1.0199	1.2934	1.0199	0.0044682	0.0046
743	420.477	10/31/20 11:00 PM	530.000	530.000	79.34%	4	0.0000	0.0000	0.0000	1.0265	1.2861	1.0265	0.0042953	0 0044
744	400.902	10/31/20 12:00 AM	530.000	530.000	75.64%	4	0.0000	0.0000	0.0000	1.0352	1.2833	1.0352	0.0040953	0.0042
Total for Period	97.892.729		394.320.000	127.200.000										1.03308005

APPENDIX B – FUEL COST CORRECTION CURVE

I. Objective

This Appendix sets forth the procedure to develop several Fuel Cost Correction Curves (collectively "FCCCs" or individually "FCCC"). A FCCC will be developed for each operating configuration including combined-cycle operation with two (2) combustion turbines, combined-cycle operation with one (1) combustion turbine, simple-cycle operation with two (2) combustion turbines, and simple-cycle operation with one (1) combustion turbine.

The abscissa of the FCCC is the Percent of Dependable Capacity ("PDC_i") and the ordinate of the FCCC is the Fuel Cost Correction Factor ("$FCCF_i$"). The PDC_i for each hour i, is defined as that quantity, expressed as a percent, the numerator of which is Seller's capacity output for that hour i ("SCO_i") and the denominator of which is the Dependable Capacity ("DPC"). The $FCCF_i$ for each hour i, is defined as that quantity the numerator of which is the Facility's Heat Rate for such hour i ("HR_i") at SCO_i and the denominator of which is the Base Load Heat Rate "BHR"). The FCCF at 100 Percent of Dependable Capacity is unity.

$$PDC_i = \frac{SCO_i}{DPC} \times 100\%$$

$$FCCF_i = \frac{HR_i}{BHR}$$

II. Requirements

A. The derived thermal performance data will reasonably reflect actual operation for each operating configuration.

B. Characteristics will be represented in the form of an equation or equations which best fit the operating data. The FCCC equation(s) will be either second or third order polynomial equation(s) derived to describe the FCCF as a function of PDC. A piecewise curve fit is allowed.

III. Performance Test Method

Performance Tests will be conducted for various capacity outputs over the operating range of the Facility. In order to represent steady state conditions the minimum run at each point, following Unit stabilization, will be one (1) hour. During this period, all plant systems consistent with normal operations will be functioning and there shall be no process steam extraction.

A. The Tested Capacity and Tested Heat Rate will be derived during each Performance Test.

B. For each operating configuration, one test will be conducted at the minimum dispatch level. Additional Performance Tests will be conducted at various capacity outputs at a maximum interval of 10 Percent of Dependable Capacity or such lesser interval as maintains the change in FCCF at 0.05 or less.

C. For each test, the PDC_i will be the net kilowatt-hours measured at the Interconnection Point divided by the time increment expressed in hours rounded to the nearest one-hundredth (1/100) of an hour, with the resulting amount divided by the Tested Capacity. The resulting heat rate (HR_i) corresponding to the PDC will be the gross fuel consumption over this period divided by the net kilowatt-hours measured at the

Interconnection Point. The corresponding $FCCF_i$ will be the HR_i divided by the Base Load Heat Rate.

Example:

Assume under combined-cycle operation using two (2) combustion turbines the Tested Capacity is 461,000 kW, the Base Load Heat Rate is 7,500 Btu/kWh and that while producing 230,500 kW (EI), the Facility's Heat Rate (HR) is 9,060 Btu/kWh. At this condition, the Facility's PDC is 50.0 percent (230,500 kW ÷ 461,000 kW) and the $FCCF_{50.0\%}$ is 1.21 (i.e. 9,060 Btu/kWh ÷ 7,500 Btu/kWh), based on the preliminary FCCF curve.

Appendix B





Appendix C - Capacity Payment Calculation

Variable	Value (example)	Name
FMP	630,000	Demonstrable Planned Max MW
ASC	530,000	Average Seller Capacity Placed into service during CP/MY
CP	4,014,923	Capacity Payment ($)
CPP	22.716667	Capacity Purchase Price ($/MW-month)
PP	22.4644	Payment Planned ($/MW-month)
FOMC	15.3500	Fixed O&M Charge
CPD	17.7616	Capacity Payment Discount
DCEF	1.0200	Demand Charge Escalation Factor
FCEF	1.0181	Fixed Cost Escalation Factor

Month	CP ($)	CPP ($/kW-month)	SPC (kW)	DC ($/kW-month)	CPD ($/kW-month)	DCEF	FOMC	FCEF
October	4,014,922.65	22.716667 [1]	530,000	22.4644	17.7616	1.0200	15.3500	1.0181/12310

Pro-rated for partial month (= 10/30/days)

0
10.716667 [2]

Derived in Appendix D: 1.0000

Derived in Appendix D: 364

Derived in Appendix D: 0.00

Derived in Appendix D: 0.00

Derived in Appendix D: 10.00%

Derived in Appendix D: 115.0%

Derived in Appendix D: 100.0%

EAAF	AAAF	EAAEL=AAAF-(1+0.115)-0.05
115.0%	74.0%	73.0%
100.0%	75.0%	
1.0000	1.0000	

Derived in Appendix D: 364

Derived in Appendix D: 0.00

Derived in Appendix D: 0.00

Derived in Appendix D: 10.00%

Derived in Appendix D: 115.0%

Derived in Appendix D: 74.0%

Derived in Appendix D: 73.0%

Derived in Appendix D: 75.0%

Derived in Appendix D: 1.0000

Derived in Appendix D: 1.0000

Derived in Appendix D: 1.0000

Appendix D - EAF and AAAF Calculation Examples

Variable	Value (October 2020)	Name
Month	Oct-20	
BPH	244.0	Hours in Billing Period (partial)
PH	244	Period Hours (partial)
EDH	0.00	Equivalent Derated Hours
OH	0.00	Outage Hours
FMAF	1.0000	Force Majeure Adjustment Factor
EGFMH	0	Equivalent Grid Force Majeure Hours
ETFMH	0	Equivalent Total Force Majeure Hours
EAF (12-month)	95.60%	Equivalent Availability Factor
EAAF	115.00%	Equivalent Availability Adjustment Factor
AAAF	14.00%	Additional Availability Adjustment Factor
EAAF+AAAF Cap (115.00%)	115.00%	

Month	EDH	OH	EDH + OH	Hours in Month	GFMH	Carry-Over EFMH	EFMH	Interim FMAF	Capped EFMH	Recalculated FMAF	Excess EFMH	Carry Over EFMH (under	Excess Over 1930	Corrected EFMH	Over 1930 FMAF	Carry Over EFMH	FMAF	Carry Over EFMH	DPC	ASC	EGFMH = GFMH x ((DPC-ASC)/DPC)	ETFMH = EFMH + EGFMH	EAF this Period	12-month EAF	AAAF	EAAF (includes AAAF)	EAAF+AAAF Cap (115.00%)
Jan-19	2.90	0.00	2.90	744.0	0.00	0.00	0.00	1.0000	0.00	1.0000	0.00	0.00	0.00	0.00	0.00	0.00	1.0000	0.00	530,000	530,000	0.0	0.0	99.61%	89.20%	0.00%	96.3%	96.30%
Feb-19	79.30	0.00	79.30	672.0	0.00	0.00	0.00	1.0000	0.00	1.0000	0.00	0.00	0.00	0.00	0.00	0.00	1.0000	0.00	530,000	530,000	0.0	0.0	88.20%	92.00%	0.00%	99.8%	99.80%
Mar-19	144.20	0.00	144.20	744.0	0.00	0.00	0.00	1.0000	0.00	1.0000	0.00	0.00	0.00	0.00	0.00	0.00	1.0000	0.00	530,000	530,000	0.0	0.0	80.62%	90.60%	0.00%	98.0%	98.00%
Apr-19	0.00	0.00	0.00	720.0	0.00	0.00	0.00	1.0000	0.00	1.0000	0.00	0.00	0.00	0.00	0.00	0.00	1.0000	0.00	530,000	530,000	0.0	0.0	100.00%	91.00%	0.00%	98.5%	98.50%
May-19	0.00	0.00	0.00	744.0	0.00	0.00	0.00	1.0000	0.00	1.0000	0.00	0.00	0.00	0.00	0.00	0.00	1.0000	0.00	530,000	530,000	0.0	0.0	100.00%	91.00%	0.00%	98.5%	98.50%
Jun-19	0.00	0.00	0.00	720.0	0.00	0.00	0.00	1.0000	0.00	1.0000	0.00	0.00	0.00	0.00	0.00	0.00	1.0000	0.00	530,000	530,000	0.0	0.0	100.00%	91.00%	0.00%	98.5%	98.50%
Jul-19	20.10	0.00	20.10	744.0	0.00	0.00	0.00	1.0000	0.00	1.0000	0.00	0.00	0.00	0.00	0.00	0.00	1.0000	0.00	530,000	530,000	0.0	0.0	97.30%	90.80%	0.00%	98.3%	98.30%
Aug-19	0.00	0.00	0.00	744.0	0.00	0.00	0.00	1.0000	0.00	1.0000	0.00	0.00	0.00	0.00	0.00	0.00	1.0000	0.00	530,000	530,000	0.0	0.0	100.00%	93.80%	11.60%	112.6%	112.60%
Sep-19	39.20	3.00	42.20	720.0	0.00	0.00	0.00	1.0000	0.00	1.0000	0.00	0.00	0.00	0.00	0.00	0.00	1.0000	0.00	530,000	530,000	0.0	0.0	94.14%	93.30%	4.35%	105.4%	105.40%
Oct-19	0.00	0.00	0.00	744.0	0.00	0.00	0.00	1.0000	0.00	1.0000	0.00	0.00	0.00	0.00	0.00	0.00	1.0000	0.00	530,000	530,000	0.0	0.0	100.00%	93.30%	4.35%	105.4%	105.40%
Nov-19	0.00	0.00	0.00	720.0	0.00	0.00	0.00	1.0000	0.00	1.0000	0.00	0.00	0.00	0.00	0.00	0.00	1.0000	0.00	530,000	530,000	0.0	0.0	100.00%	96.00%	29.00%	130.0%	115.00%
Dec-19	0.00	0.00	0.00	744.0	0.00	0.00	0.00	1.0000	0.00	1.0000	0.00	0.00	0.00	0.00	0.00	0.00	1.0000	0.00	530,000	530,000	0.0	0.0	100.00%	96.70%	29.00%	130.0%	115.00%
Jan-20	142.60	195.00	337.60	744.0	0.00	0.00	205.80	0.7234	0.00	0.7234	0.00	0.00	0.00	0.00	0.00	0.00	0.7234	0.00	530,000	530,000	0.0	205.8	75.51%	95.10%	29.00%	130.0%	115.00%
Feb-20	191.90	9.00	200.90	696.0	0.00	0.00	0.00	1.0000	0.00	1.0000	0.00	0.00	0.00	0.00	0.00	0.00	1.0000	0.00	530,000	530,000	0.0	0.0	71.14%	93.70%	10.15%	111.2%	111.20%
Mar-20	13.60	0.00	13.60	744.0	0.00	0.00	0.00	1.0000	0.00	1.0000	0.00	0.00	0.00	0.00	0.00	0.00	1.0000	0.00	530,000	530,000	0.0	0.0	98.17%	95.20%	29.00%	130.0%	115.00%
Apr-20	0.00	0.00	0.00	720.0	0.00	0.00	0.00	1.0000	0.00	1.0000	0.00	0.00	0.00	0.00	0.00	0.00	1.0000	0.00	530,000	530,000	0.0	0.0	100.00%	95.20%	29.00%	130.0%	115.00%
May-20	4.30	0.00	4.30	744.0	0.00	0.00	0.00	1.0000	0.00	1.0000	0.00	0.00	0.00	0.00	0.00	0.00	1.0000	0.00	530,000	530,000	0.0	0.0	99.42%	95.20%	29.00%	130.0%	115.00%
Jun-20	0.10	0.00	0.10	720.0	0.00	0.00	0.00	1.0000	0.00	1.0000	0.00	0.00	0.00	0.00	0.00	0.00	1.0000	0.00	530,000	530,000	0.0	0.0	99.99%	95.20%	29.00%	130.0%	115.00%
Jul-20	0.00	0.00	0.00	744.0	0.00	0.00	0.00	1.0000	0.00	1.0000	0.00	0.00	0.00	0.00	0.00	0.00	1.0000	0.00	530,000	530,000	0.0	0.0	100.00%	95.40%	29.00%	130.0%	115.00%
Aug-20	26.10	0.00	26.10	744.0	0.00	0.00	0.00	1.0000	0.00	1.0000	0.00	0.00	0.00	0.00	0.00	0.00	1.0000	0.00	530,000	530,000	0.0	0.0	96.49%	95.10%	29.00%	130.0%	115.00%
Sep-20	3.00	0.00	3.00	720.0	0.00	0.00	0.00	1.0000	0.00	1.0000	0.00	0.00	0.00	0.00	0.00	0.00	1.0000	0.00	530,000	530,000	0.0	0.0	99.58%	95.60%	29.00%	130.0%	115.00%
Oct-20	0.00	0.00	0.00	744.0	0.00	0.00	0.00	1.0000	0.00	1.0000	0.00	0.00	0.00	0.00	0.00	0.00	1.0000	0.00	530,000	530,000	0.0	0.0	100.00%	95.60%	14.00%	115.0%	115.00%
Nov-20	0.00	0.00	0.00	720.0	0.00	0.00	0.00	1.0000	0.00	1.0000	0.00	0.00	0.00	0.00	0.00	0.00	1.0000	0.00	530,000	530,000	0.0	0.0	100.00%	95.60%	29.00%	130.0%	115.00%
Dec-20	0.00	0.00	0.00	744.0	0.00	0.00	0.00	1.0000	0.00	1.0000	0.00	0.00	0.00	0.00	0.00	0.00	1.0000	0.00	530,000	530,000	0.0	0.0	100.00%	95.60%	29.00%	130.0%	115.00%
Jan-21	0.00	0.00	0.00	744.0	0.00	0.00	0.00	1.0000	0.00	1.0000	0.00	0.00	0.00	0.00	0.00	0.00	1.0000	0.00	530,000	530,000	0.0	0.0	100.00%	97.20%	29.00%	130.0%	115.00%
Feb-21	0.00	0.00	0.00	672.0	0.00	0.00	0.00	1.0000	0.00	1.0000	0.00	0.00	0.00	0.00	0.00	0.00	1.0000	0.00	530,000	530,000	0.0	0.0	100.00%	99.50%	29.00%	130.0%	115.00%
Mar-21	0.00	0.00	0.00	744.0	0.00	0.00	0.00	1.0000	0.00	1.0000	0.00	0.00	0.00	0.00	0.00	0.00	1.0000	0.00	530,000	530,000	0.0	0.0	100.00%	99.60%	29.00%	130.0%	115.00%
Apr-21	0.00	0.00	0.00	720.0	0.00	0.00	0.00	1.0000	0.00	1.0000	0.00	0.00	0.00	0.00	0.00	0.00	1.0000	0.00	530,000	530,000	0.0	0.0	100.00%	99.60%	29.00%	130.0%	115.00%
May-21	0.00	0.00	0.00	744.0	0.00	0.00	0.00	1.0000	0.00	1.0000	0.00	0.00	0.00	0.00	0.00	0.00	1.0000	0.00	530,000	530,000	0.0	0.0	100.00%	99.70%	29.00%	130.0%	115.00%
Jun-21	0.00	0.00	0.00	720.0	0.00	0.00	0.00	1.0000	0.00	1.0000	0.00	0.00	0.00	0.00	0.00	0.00	1.0000	0.00	530,000	530,000	0.0	0.0	100.00%	99.70%	29.00%	130.0%	115.00%
Jul-21	0.00	0.00	0.00	744.0	0.00	0.00	0.00	1.0000	0.00	1.0000	0.00	0.00	0.00	0.00	0.00	0.00	1.0000	0.00	530,000	530,000	0.0	0.0	100.00%	99.70%	29.00%	130.0%	115.00%
Aug-21	0.00	0.00	0.00	744.0	0.00	0.00	0.00	1.0000	0.00	1.0000	0.00	0.00	0.00	0.00	0.00	0.00	1.0000	0.00	530,000	530,000	0.0	0.0	100.00%	100.00%	29.00%	130.0%	115.00%
Sep-21	0.00	0.00	0.00	720.0	0.00	0.00	0.00	1.0000	0.00	1.0000	0.00	0.00	0.00	0.00	0.00	0.00	1.0000	0.00	530,000	530,000	0.0	0.0	100.00%	100.00%	29.00%	130.0%	115.00%
Oct-21	0.00	0.00	0.00	744.0	0.00	0.00	0.00	1.0000	0.00	1.0000	0.00	0.00	0.00	0.00	0.00	0.00	1.0000	0.00	530,000	530,000	0.0	0.0	100.00%	100.00%	29.00%	130.0%	115.00%
Nov-21	0.00	0.00	0.00	720.0	0.00	0.00	0.00	1.0000	0.00	1.0000	0.00	0.00	0.00	0.00	0.00	0.00	1.0000	0.00	530,000	530,000	0.0	0.0	100.00%	100.00%	29.00%	130.0%	115.00%
Dec-21	0.00	0.00	0.00	744.0	0.00	0.00	0.00	1.0000	0.00	1.0000	0.00	0.00	0.00	0.00	0.00	0.00	1.0000	0.00	530,000	530,000	0.0	0.0	100.00%	100.00%	29.00%	130.0%	115.00%
Jan-22	0.00	0.00	0.00	744.0	0.00	0.00	0.00	1.0000	0.00	1.0000	0.00	0.00	0.00	0.00	0.00	0.00	1.0000	0.00	530,000	530,000	0.0	0.0	100.00%	100.00%	29.00%	130.0%	115.00%
Feb-22	0.00	0.00	0.00	672.0	0.00	0.00	0.00	1.0000	0.00	1.0000	0.00	0.00	0.00	0.00	0.00	0.00	1.0000	0.00	530,000	530,000	0.0	0.0	100.00%	100.00%	29.00%	130.0%	115.00%
Mar-22	0.00	0.00	0.00	744.0	0.00	0.00	0.00	1.0000	0.00	1.0000	0.00	0.00	0.00	0.00	0.00	0.00	1.0000	0.00	530,000	530,000	0.0	0.0	100.00%	100.00%	29.00%	130.0%	115.00%
Apr-22	0.00	0.00	0.00	720.0	0.00	0.00	0.00	1.0000	0.00	1.0000	0.00	0.00	0.00	0.00	0.00	0.00	1.0000	0.00	530,000	530,000	0.0	0.0	100.00%	100.00%	29.00%	130.0%	115.00%
May-22	0.00	0.00	0.00	744.0	0.00	0.00	0.00	1.0000	0.00	1.0000	0.00	0.00	0.00	0.00	0.00	0.00	1.0000	0.00	530,000	530,000	0.0	0.0	100.00%	100.00%	29.00%	130.0%	115.00%
Jun-22	0.00	0.00	0.00	720.0	0.00	0.00	0.00	1.0000	0.00	1.0000	0.00	0.00	0.00	0.00	0.00	0.00	1.0000	0.00	530,000	530,000	0.0	0.0	100.00%	100.00%	29.00%	130.0%	115.00%
Jul-22	0.00	0.00	0.00	744.0	0.00	0.00	0.00	1.0000	0.00	1.0000	0.00	0.00	0.00	0.00	0.00	0.00	1.0000	0.00	530,000	530,000	0.0	0.0	100.00%	100.00%	29.00%	130.0%	115.00%
Aug-22	0.00	0.00	0.00	744.0	0.00	0.00	0.00	1.0000	0.00	1.0000	0.00	0.00	0.00	0.00	0.00	0.00	1.0000	0.00	530,000	530,000	0.0	0.0	100.00%	100.00%	29.00%	130.0%	115.00%
Sep-22	0.00	0.00	0.00	720.0	0.00	0.00	0.00	1.0000	0.00	1.0000	0.00	0.00	0.00	0.00	0.00	0.00	1.0000	0.00	530,000	530,000	0.0	0.0	100.00%	100.00%	29.00%	130.0%	115.00%
Oct-22	0.00	0.00	0.00	744.0	0.00	0.00	0.00	1.0000	0.00	1.0000	0.00	0.00	0.00	0.00	0.00	0.00	1.0000	0.00	530,000	530,000	0.0	0.0	100.00%	100.00%	29.00%	130.0%	115.00%
Nov-22	0.00	0.00	0.00	720.0	0.00	0.00	0.00	1.0000	0.00	1.0000	0.00	0.00	0.00	0.00	0.00	0.00	1.0000	0.00	530,000	530,000	0.0	0.0	100.00%	100.00%	29.00%	130.0%	115.00%
Dec-22	0.00	0.00	0.00	744.0	0.00	0.00	0.00	1.0000	0.00	1.0000	0.00	0.00	0.00	0.00	0.00	0.00	1.0000	0.00	530,000	530,000	0.0	0.0	100.00%	100.00%	29.00%	130.0%	115.00%
Jan-23	0.00	0.00	0.00	744.0	0.00	0.00	0.00	1.0000	0.00	1.0000	0.00	0.00	0.00	0.00	0.00	0.00	1.0000	0.00	530,000	530,000	0.0	0.0	100.00%	100.00%	29.00%	130.0%	115.00%
Feb-23	0.00	0.00	0.00	672.0	0.00	0.00	0.00	1.0000	0.00	1.0000	0.00	0.00	0.00	0.00	0.00	0.00	1.0000	0.00	530,000	530,000	0.0	0.0	100.00%	100.00%	29.00%	130.0%	115.00%
Mar-23	0.00	0.00	0.00	744.0	0.00	0.00	0.00	1.0000	0.00	1.0000	0.00	0.00	0.00	0.00	0.00	0.00	1.0000	0.00	530,000	530,000	0.0	0.0	100.00%	100.00%	29.00%	130.0%	115.00%
Apr-23	0.00	0.00	0.00	720.0	0.00	0.00	0.00	1.0000	0.00	1.0000	0.00	0.00	0.00	0.00	0.00	0.00	1.0000	0.00	530,000	530,000	0.0	0.0	100.00%	100.00%	29.00%	130.0%	115.00%
May-23	0.00	0.00	0.00	744.0	0.00	0.00	0.00	1.0000	0.00	1.0000	0.00	0.00	0.00	0.00	0.00	0.00	1.0000	0.00	530,000	530,000	0.0	0.0	100.00%	100.00%	29.00%	130.0%	115.00%
Jun-23	0.00	0.00	0.00	720.0	0.00	0.00	0.00	1.0000	0.00	1.0000	0.00	0.00	0.00	0.00	0.00	0.00	1.0000	0.00	530,000	530,000	0.0	0.0	100.00%	100.00%	29.00%	130.0%	115.00%
Jul-23	0.00	0.00	0.00	744.0	0.00	0.00	0.00	1.0000	0.00	1.0000	0.00	0.00	0.00	0.00	0.00	0.00	1.0000	0.00	530,000	530,000	0.0	0.0	100.00%	100.00%	29.00%	130.0%	115.00%
Aug-23	0.00	0.00	0.00	744.0	0.00	0.00	0.00	1.0000	0.00	1.0000	0.00	0.00	0.00	0.00	0.00	0.00	1.0000	0.00	530,000	530,000	0.0	0.0	100.00%	100.00%	29.00%	130.0%	115.00%
Sep-23	0.00	0.00	0.00	720.0	0.00	0.00	0.00	1.0000	0.00	1.0000	0.00	0.00	0.00	0.00	0.00	0.00	1.0000	0.00	530,000	530,000	0.0	0.0	100.00%	100.00%	29.00%	130.0%	115.00%
Oct-23	0.00	0.00	0.00	744.0	0.00	0.00	0.00	1.0000	0.00	1.0000	0.00	0.00	0.00	0.00	0.00	0.00	1.0000	0.00	530,000	530,000	0.0	0.0	100.00%	100.00%	29.00%	130.0%	115.00%
Nov-23	0.00	0.00	0.00	720.0	0.00	0.00	0.00	1.0000	0.00	1.0000	0.00	0.00	0.00	0.00	0.00	0.00	1.0000	0.00	530,000	530,000	0.0	0.0	100.00%	100.00%	29.00%	130.0%	115.00%
Dec-23	0.00	0.00	0.00	744.0	0.00	0.00	0.00	1.0000	0.00	1.0000	0.00	0.00	0.00	0.00	0.00	0.00	1.0000	0.00	530,000	530,000	0.0	0.0	100.00%	100.00%	29.00%	130.0%	115.00%





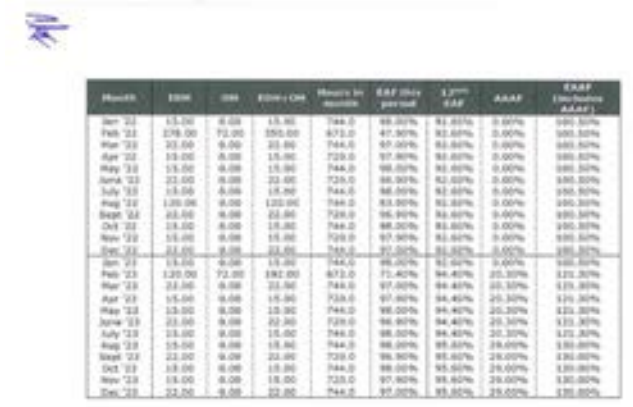

Appendix G - Start-Up Reimbursement

APPENDIX G – START-UP REIMBURSEMENT

Start-up costs shall be allocated between the parties as follows: (a) PREPA shall reimburse Seller for costs incurred by Seller in restarting any Unit of the Facility that was shut down due to PREPA's request (whether or not notice was received by Seller), and (b) Seller shall credit PREPA the cost of fuel required for a gas turbine Unit to achieve synchronization with the Grid System during each start-up. Monthly Start-up Reimbursement ("MSRU") shall be determined during each month in accordance with the following formula:

MSRU = (NCS × $CS) + (NWS × $WS) + (NHS x $HS) + Applicable Demand Charge

where the following terms have the following meanings:

"Applicable Demand Charge"	The difference between the actual Demand Charge billed to Seller by PREPA and the Demand Charge calculated excluding any demand established by Seller in the Billing Period and any prior Billing Period in restarting a Unit as a result of a shutdown of both units at the request of PREPA.
"$CS"	$24,348.68, being the cost per Cold Start of a Unit, which amount shall be adjusted annually and on the first day of each Year during the Term by multiplying such amount times the Fixed Cost Escalation Factor.
"Cold Start"	a restart of a Unit that has been shut down for more than twelve hours.
"Hot Start"	a restart of a Unit that has been shut down for less than one hour.
"$HS"	$ 6,087.17, being the cost per Hot Start of a Unit, which amount shall be adjusted annually and on the first day of each Year during the Term by multiplying such amount times the Fixed Cost Escalation Factor.
"NCS"	the number of Cold Starts of Units during such month that are the first occurring restarts after a shutdown requested by PREPA.
"NHS"	the number of Hot Starts of Units during such month that are the first occurring restarts after a shutdown requested by PREPA
"NWS"	the number of Warm Starts of Units during such month that are the first occurring restarts after a shutdown requested by PREPA
"Unit"	one of the two gas turbines that are part of the Facility.
"$WS"	$ 15,217.93, being the cost per Warm Start of a Unit, which amount shall be adjusted annually and on the first day of each Year during the Term by multiplying such amount times the Fixed Cost Escalation Factor.
"Warm Start"	a restart of a Unit that has been shut down for between one hour and twelve hours.

Appendix N - Degradation Adjustment Factor

APPENDIX N– DEGRADATION ADJUSTMENT FACTOR

$AGBLHR_0 = GBLHR / DAF_1$
$AGBLHR_i = AGBLHR_{i-1} / DAF_i$

Periods:

	2019	2020	2021	2022	2023	2024	2025	2026	2027	2028	2029	2030	2031	2032
$Period_i$ ->	0	1	2	3	4	5	6	7	8	9	10	11	12	13
Duration ->	8k EBH	8k EBH	8k EBH	8k EBH	8k EBH	8k EBH	8k EBH	8k EBH	8k EBH	8k EBH	8k EBH	8k EBH	8k EBH	8k EBH
	Test 1			Test 2						Test 3				

EBH = Average of EcoEléctrica Combustion Turbines equivalent base operating hours.

OEM Degradation Factors

	Pre-Outage Values	
	Power Degradation Factor	Efficiency Degradation Factor
Interval:		
175k	0.98753	0.99550
200k	0.98535	0.99330
225k	0.98073	0.99218
250k	0.98057	0.99143

	Post-Outage Values	
	Power Degradation Factor	Efficiency Degradation Factor
Interval:		
150k	1.00000	1.00000
175k	0.99656	0.99825
200k	0.99254	0.99667
225k	0.99263	0.99726
250k	0.98823	0.99481

Degradation Adjustment Factor

	2019	2020	2021	2022	2023	2024	2025	2026	2027	2028	2029	2030	2031	2032
$Period_i$ ->	0	1	2	3	4	5	6	7	8	9	10	11	12	13
Duration ->	8k EBH	8k EBH	8k EBH	8k EBH	8k EBH	8k EBH	8k EBH	8k EBH	8k EBH	8k EBH	8k EBH	8k EBH	8k EBH	8k EBH
DAF_i ->	1.0000	0.9985	0.9985	1.0012	0.9984	0.9984	1.0018	0.9985	0.9985	1.0034	0.9981	0.9981	1.0017	0.9985
		Test 1			Test 2						Test 3			

Sample Calculations

			Example #1			Example #2			Example #3			Example #4		
Year	Period	DAF	Tested Heat Rate	GBLHR	AGBLHR	Tested Heat Rate	GBLHR	AGBLHR	Tested Heat Rate	GBLHR	AGBLHR	Tested Heat Rate	GBLHR	AGBLHR
2019	0				7671			7671			7671			7671
2020	Test 1		7660	7660		7700	7700		7750	7750		7600	7600	
2020	1	0.99850			7672			7682			7682			7611
2021	2	0.99850			7683			7694			7694			7623
2022	3	1.00118			7674			7685			7685			7614
2023	Test 2		7680			7750			7650			7700		
2023	4	0.99835			7687			7697			7663			7626
2024	5	0.99835			7699			7710			7675			7639
2025	6	1.00180			7686			7696			7662			7625
2026	7	0.99850			7697			7708			7673			7637
2027	8	0.99850			7709			7719			7685			7648
2028	9	1.00336			7683			7694			7659			7623
2029	Test 3		7750			7700			7600			7800		
2029	10	0.99806			7698			7709			7615			7637
2030	11	0.99806			7713			7724			7630			7652
2031	12	1.00166			7700			7711			7617			7640
2032	13	0.99850			7712			7722			7628			7651

Appendix O - Heat Rate Adjustment

APPENDIX O – HEAT RATE ADJUSTMENT

Heat Rate Adjustment (HRA): HRA shall be equal to zero for every hour during a Billing Period where the Facility utilizes Backup Fuel. Where the Facility utilizes NG, HRA shall be computed as follows:

$$HRA\ (\$) = (GFU - AGU) \times GFC$$

Where:

GFU (MMBTU)	=	Guaranteed Fuel Utilization, determined using the formula: $(AGBLHR * ACF) \times \frac{NEO\,(kWh)}{10^6}$
AGBLHR (BTU/kWhr)	=	Adjusted Guaranteed Base Load Heat Rate, determined per Appendix N
ACF	=	Average Correction Factor, determined using the formula: $\sum_1^n (FCCF_i \times WM\_NEO_i)$
n	=	Total Billing Period Hours
FCCF	=	Fuel Cost Correction Factor
WM_NEO	=	Weighted mean of the Net Electrical Output (NEO), determined using the formula: $WM\_NEO_i = \frac{NEO_i}{\sum_1^n NEO_i}$
DAF	=	Degradation Adjustment Factor
NEO	=	Net Electrical Output
AGU (MMBTU)	=	Actual Gas Utilization
GFC ($/MMBTU)	=	Gas Fuel Cost

						Derived in Appendix D	Derived in Appendix D	Derived in Appendix D				Derived in Appendix N	Derived in Appendix B	Derived in Appendix B				
									Guaranteed	Actual								
Month	Hours in Month	HRA ($)	12-month EAF	EAAF	AAAF	GFU (MMBtu)	AGU (MMBtu)	GFC ($/MMBtu)	AGBLHR (Btu/kWh)	ACF	NEO (kWh)	Month	Henry Hub Index ($/MMBtu)	Index Multiplier	Adder for 2020	Adder for 2021	Gas Fuel Cost ($/MMBtu for 2020)	
Jan-20	744.0	0	95.10%	101.00%	29.00%	773,652	773,652	8.282	7,650	1.033080	97,892,729	Jan-20	2.158	1.1500	5.8000		8.2817	
Feb-20	672.0	0	93.70%	101.00%	10.15%	773,652	773,652	7.959	7,650	1.033080	97,892,729	Feb-20	1.877	1.1500	5.8000		7.9586	
Mar-20	744.0	0	95.20%	101.00%	29.00%	773,652	773,652	7.894	7,650	1.033080	97,892,729	Mar-20	1.821	1.1500	5.8000		7.8942	
Apr-20	720.0	0	95.20%	101.00%	29.00%	773,652	773,652	7.679	7,650	1.033080	97,892,729	Apr-20	1.634	1.1500	5.8000		7.6791	
May-20	744.0	0	95.20%	101.00%	29.00%	773,652	773,652	7.863	7,650	1.033080	97,892,729	May-20	1.794	1.1500	5.8000		7.8631	
Jun-20	720.0	0	95.20%	101.00%	29.00%	773,652	773,652	7.780	7,650	1.033080	97,892,729	Jun-20	1.722	1.1500	5.8000		7.7803	
Jul-20	744.0	0	95.40%	101.00%	29.00%	773,652	773,652	7.519	7,650	1.033080	97,892,729	Jul-20	1.495	1.1500	5.8000		7.5193	
Aug-20	744.0	0	95.10%	101.00%	29.00%	773,652	773,652	7.932	7,650	1.033080	97,892,729	Aug-20	1.854	1.1500	5.8000		7.9321	
Sep-20	720.0	0	95.60%	101.00%	29.00%	773,652	773,652	8.766	7,650	1.033080	97,892,729	Sep-20	2.579	1.1500	5.8000		8.7659	
Oct-20	744.0	203,836.50	95.60%	101.00%	14.00%	775,776	760,967	8.2162	7,671	1.033080	97,892,729	Oct-20	2.101	1.1500	5.8000		8.2162	
Nov-20	720.0	0	95.60%	101.00%	29.00%	775,776	2,383,000	0.000	7,671	1.033080	97,892,729	Nov-20					0.0000	
Dec-20	744.0	0	95.60%	101.00%	29.00%	775,776	2,383,000	0.000	7,671	1.033080	97,892,729	Dec-20					0.0000	



eElectrica L.P.
kR PPOA
ut Rate Adjustment Calculation Example
ata assumed for example calculation:

Dependable Capacity	=	330	MW
Contract Year	=	2022	
FCEF	=	1.061208	
Gas Fuel Cost (GFC)	=	7.0	$/MMBTU
AGBLHR	=	7650	BTU/kWh
ACF	=	1.03	

Note: EAF Rounding to one decimal place applied. All other calculations should be rounded to eight decimal places.

HRA($) = (GFU - AGU) X FC

GFU(MMBTU) = (AGBLHR X ACF) X NEO / 10^6

HRA ($)	12-MO EAF	EAAF	AAAF	GFU (MMBTU)	AGU (MMBTU)	FC ($/MMBTU)	AGBLHR (BTU/kWh)	ACF	NEO (kWh)
(53,491)	95.6%	130.0%	29.0%	2,398,233	2,405,893	7.0	7650	1.02	329,651,520
285,824)	94.6%	115.3%	14.5%	2,370,903	2,411,735	7.0	7650	1.02	326,181,504
178,049	95.6%	101.0%	0.0%	2,343,533	2,318,119	7.0	7650	1.02	322,711,488
(51,896)	92.6%	99.8%	0.0%	2,314,203	2,523,604	7.0	7650	1.02	319,241,472
174,220	91.6%	98.5%	0.0%	2,488,813	2,463,965	7.0	7650	1.02	315,771,456
(30,678)	90.6%	97.3%	0.0%	2,461,202	2,468,742	7.0	7650	1.02	312,301,440
170,391	89.6%	96.0%	0.0%	2,434,115	2,499,812	7.0	7650	1.02	308,831,424
(49,232)	88.6%	94.3%	0.0%	2,406,803	2,413,882	7.0	7650	1.02	305,361,408
166,562	87.6%	93.0%	0.0%	2,379,453	2,355,659	7.0	7650	1.02	301,891,392
(48,426)	86.6%	91.3%	0.0%	2,352,189	2,359,021	7.0	7650	1.02	298,421,376

EcoEléctrica, L.P.
New Billing Model Template (worksheet to calculate EcoElectrica bill)
Summary Page

		Units	Source of Calculation
Meter Reading Data	**November-20**		
Date of Reading	11/30/2020		
Date of Last Reading	10/31/2020		
Billing Period	2		
Hours in Billing Period (BPH)	720		Appendix D
Capacity Factor	74.3%		Appendix B
Heat Rate Adjustment			
NEO (Net Electrical Output - kWh)	292,827,920.90		Appendix B
Gas Fuel Cost (GFC)	9.2454	$/MMBtu	Appendix O
Average Correction Factor (ACF)	1.03308005	factor	Appendix B
Adjusted Guaranteed Baseload Heat Rate (AGBLHR)	7,671	Btu/kWh	Appendix N
Heat Rate Adjustment (HRA)	**652,023.86**	**$/month**	**Appendix O**
Capacity Payment		**Units**	**Source of Calculation**
Dependable Capacity (DPC)	530,000	kW	Appendix C
12-Month Equivalent Availability Factor (EAF)	95.60%	factor	Appendix D
Equivalent Availability Adjustment Factor (EAAF)	100.00%	factor	Appendix D
Force Majeure Adjustment Factor (FMAF)	1.0000	factor	Appendix D
Capacity Purchase Price (CPP)	23.71688738	$/kW-month	Appendix C
Demand Charge (DC)	22.4944	$/kW-month	Appendix C
Capacity Payment Discount (CPD)	17.7515	$/kW-month	Appendix C
Demand Charge Escalation Factor (DCEF)	1.0200	factor	Appendix C
Fixed O&M Charge (FOMC)	15.3500	$/kW-month	Appendix C
Fixed Cost Escalation Factor (FCEF)	1.0181	factor	Appendix C
Equivalent Grid Forced Majeure Hours (EGFMH)	0	hours	Appendix D
Additional Availability Adjustment Factor (AAAF)	-15.00%	factor	Appendix D
Capacity Payment (CP)	**12,569,950.31**	**$/month**	**Appendix C**
Start-up Payment		**Units**	**Source of Calculation**
Number of Cold Starts (NCS)	0		Appendix G
Number of Warm Starts (NWS)	0		Appendix G
Number of Hot Starts (NHS)	0		Appendix G
Cost per Cold Start ($CS)	$24,789.93	$/start (cold)	$ 24,348.68 x FCEF
Cost per Warm Start ($WS)	$15,493.71	$/start (warm)	$ 15,217.93 x FCEF
Cost per Hot Start ($HS)	$6,197.48	$/start (hot)	$ 6,087.17 x FCEF
Applicable Demand Charge	0		Appendix G
Monthly Start-Up Reimbursement (MSUR)	**$0.00**	**$/month**	**Appendix G**
Peaking Rate Energy		**Units**	**Source of Calculation**
Peaking Energy Price ($/kWh)	$0.0314	$/kWh	$0.0308/kWh x DCEF
Applicable kWh	0.00	kWh	
Peaking Energy Price Payment	**$0.00**	**$/month**	
Total Charges:	**$13,221,974.17**	**$/month**	
Payment Due Date:	16-Jan-21		

Preparado por y Cotejado:

Roberto Rivera Medina, Ingeniero Gerencial
Planificación y Estudios Sistemas de Generación

Miguel Irizarry Silvestrini, Superin
Generación y Proyectos de Energ

Aprobado por:

Alfonso Baretty Huertas, Director Interino
Planificación y Protección Ambiental

Appendix B - Fuel Cost Correction Curve

Variable	Name
DPC	Dependable Capacity (kW)
	Tested Capacity
	Tested Heat Rate
	Available Capacity
FCCC	Fuel Cost Correction Curve
PDC	Percent of Dependable Capacity
i	hour

Heat Rate Average Correction Factor Data	
Month =	Oct-20
Hours in Period =	244
Month Period =	100.00%
Dispatch Factor =	74.26%
Capacity Factor =	74.26%
ACF (Average Correction Factor) =	1.033080

Operating Mode	Configuration	
1	1CT-SC	FCCC - 1CT Simple Cycle
2	2CT-SC	FCCC - 2CT Simple Cycle
3	1CT-CC	FCCC - 1CT + ST Combination
4	2CT-CC	FCCC - 2CT + ST Combination
5	1CT-SC/1CT-CC	FCCC - 1CT + ST Comb. + 1 CT Simple

SCO	Seller's Capacity Output
FCCF	Fuel Cost Correction Factor
BHR	Base Load Heat Rate (Btu/kWh)
HR	Facility Heat Rate at that hour, at output D
D	Part Load Output

Period	Hour	NEO ajusted for Losses (MWh)	NEO ajusted for Losses (MWh)	Delta	Hour	DPC (Dependable Capacity)	Available Capacity	Dispatch Factor	Operating Mode	FCCF - Operating Mode 1	FCCF - Operating Mode 2	FCCF - Operating Mode 3	FCCF - Operating Mode 4	FCCF - Operating Mode 5	FCCF (LNG Curve, for hourly operating mode)	Weighted NEO = NEO(Colum) MEO)	ACF = FCCF(Weighted NEO)	ACF Check
1	374,739.44	0	374,739.44	110120	100	530,000	530,000.00	70.70%	4	0.0000	0.0000	1.0497	1.3987	1.0497	0.0012797	0.0013	360962.44	
2	340,171.56	0	340,171.56	110120	200	530,000	530,000.00	64.56%	4	0.0000	1.4642	1.0050	1.0682	1.3102	1.0682	0.0011685	0.0012	365494.63
3	265,655.56	0	265,655.56	110120	300	530,000	530,000.00	53.14%	4	0.0000	1.4927	1.0651	1.1127	1.3938	1.1127	0.0009618	0.0011	313408.22
4	299,223.82	0	299,223.82	110120	400	530,000	530,000.00	56.48%	4	0.0000	1.4765	1.0483	1.0987	1.3637	1.0987	0.0010218	0.0011	328751.39
5	335,549.75	0	335,549.75	110120	500	530,000	530,000.00	63.31%	4	0.0000	1.4638	1.0117	1.0725	1.3166	1.0725	0.0011459	0.0012	359881.19
6	335,134.65	0	335,134.65	110120	600	530,000	530,000.00	63.23%	4	0.0000	1.4638	1.0121	1.0728	1.3170	1.0728	0.0011445	0.0012	359528.62
7	314,389.37	0	314,389.37	110120	700	530,000	530,000.00	59.32%	4	0.0000	1.4677	1.0199	1.0872	1.3413	1.0872	0.0011042	0.0012	341672.50
8	314,389.37	0	314,389.37	110120	800	530,000	530,000.00	59.32%	4	0.0000	1.4685	1.0246	1.0894	1.3437	1.0894	0.0010982	0.0012	340971.00
9	352,880.69	0	352,880.69	110120	900	530,000	530,000.00	66.58%	4	0.0000	1.4638	1.0140	1.0744	1.3197	1.0744	0.0011422	0.0012	358871.50
10	372,150.25	0	372,150.25	110120	1000	530,000	530,000.00	70.22%	4	0.0000	1.4671	1.0314	1.0951	1.3456	1.0951	0.0011778	0.0013	390780.52
11	381,929.39	0	381,929.39	110120	1100	530,000	530,000.00	72.06%	4	0.0000	0.0000	1.0448	1.3861	1.0448	0.0010043	0.0014	396036.71
12	367,179.19	0	367,179.19	110120	1200	530,000	530,000.00	69.28%	4	0.0000	0.0000	1.0529	1.3922	1.0529	0.0010139	0.0013	366033.34	
13	384,575.98	0	384,575.98	110120	1300	530,000	530,000.00	72.56%	4	0.0000	0.0000	1.0434	1.3854	1.0434	0.0010133	0.0014	401256.56	
14	334,582.09	0	334,582.09	110120	1400	530,000	530,000.00	63.13%	4	0.0000	1.4636	1.0136	1.0752	1.3176	1.0752	0.0011436	0.0012	359059.68
15	400,048.67	0	400,048.67	110120	1500	530,000	530,000.00	75.48%	4	0.0000	0.0000	1.0357	1.3833	1.0357	0.0010662	0.0014	414311.05	
16	414,900.76	0	414,900.76	110120	1600	530,000	530,000.00	78.28%	4	0.0000	0.0000	1.0289	1.3847	1.0289	0.0010419	0.0015	426803.11	
17	409,743.00	0	409,743.00	110120	1700	530,000	530,000.00	77.31%	4	0.0000	0.0000	1.0312	1.3838	1.0312	0.0010393	0.0014	422516.12	
18	414,945.25	0	414,945.25	110120	1800	530,000	530,000.00	78.29%	4	0.0000	0.0000	1.0289	1.3847	1.0289	0.0010417	0.0015	426929.31	
19	433,597.62	0	433,597.62	110120	1900	530,000	530,000.00	81.81%	4	0.0000	0.0000	1.0213	1.3814	1.0213	0.0010407	0.0015	442948.73	
20	433,597.62	0	433,597.62	110120	2000	530,000	530,000.00	81.81%	4	0.0000	0.0000	1.0213	1.3814	1.0213	0.0010407	0.0015	442948.73	
21	438,412.35	0	438,412.35	110120	2100	530,000	530,000.00	82.73%	4	0.0000	0.0000	1.0196	1.3940	1.0196	0.0014972	0.0015	449385.14	
22	421,101.64	0	421,101.64	110120	2200	530,000	530,000.00	79.45%	4	0.0000	0.0000	1.0263	1.3953	1.0263	0.0014381	0.0015	432168.07	
23	409,443.26	0	409,443.26	110120	2300	530,000	530,000.00	77.25%	4	0.0000	0.0000	1.0313	1.3938	1.0313	0.0013982	0.0014	422352.01	
24	414,976.73	0	414,976.73	110120	2400	530,000	530,000.00	78.30%	4	0.0000	0.0000	1.0289	1.3947	1.0289	0.0014171	0.0015	426957.63	
25	361,308.22	0	361,308.22	110220	100	530,000	530,000.00	68.17%	4	0.0000	0.0000	1.0583	1.3955	1.0583	0.0012239	0.0013	382358.32	
26	334,315.94	0	334,315.94	110220	200	530,000	530,000.00	63.08%	4	0.0000	1.4636	1.0733	1.3178	1.0733	0.0011417	0.0012	358833.68	
27	316,026.24	0	316,026.24	110220	300	530,000	530,000.00	59.63%	4	0.0000	1.4671	1.0314	1.3894	1.0951	0.0010792	0.0012	340233.58	
28	275,749.37	0	275,749.37	110220	400	530,000	530,000.00	52.03%	4	0.0000	1.4996	1.0720	1.1177	1.4050	1.1177	0.0009417	0.0011	308195.13
29	275,728.12	0	275,728.12	110220	500	530,000	530,000.00	52.02%	4	0.0000	1.4995	1.0715	1.1177	1.4051	1.1177	0.0009416	0.0011	308176.31
30	320,846.42	0	320,846.42	110220	600	530,000	530,000.00	60.54%	4	0.0000	1.4655	1.0265	1.0826	1.3332	1.0826	0.0010957	0.0012	347359.48
31	327,542.05	0	327,542.05	110220	700	530,000	530,000.00	61.79%	4	0.0000	1.4645	1.0166	1.0762	1.3176	1.0762	0.0011535	0.0012	352705.67
32	377,540.05	0	377,540.05	110220	800	530,000	530,000.00	71.23%	4	0.0000	0.0000	1.0471	1.3870	1.0471	0.0012893	0.0014	395232.20	
33	381,145.69	0	381,145.69	110220	900	530,000	530,000.00	71.91%	4	0.0000	0.0000	1.0447	1.3861	1.0447	0.0012852	0.0014	398006.47	
34	411,331.49	0	411,331.49	110220	1000	530,000	530,000.00	77.72%	4	0.0000	0.0000	1.0382	1.3841	1.0382	0.0014047	0.0014	424372.02	
35	414,453.86	0	414,453.86	110220	1100	530,000	530,000.00	78.20%	4	0.0000	0.0000	1.0291	1.3846	1.0291	0.0014153	0.0015	426513.48	
36	409,886.71	0	409,886.71	110220	1200	530,000	530,000.00	77.34%	4	0.0000	0.0000	1.0311	1.3838	1.0311	0.0013998	0.0014	422837.96	
37	417,032.65	0	417,032.65	110220	1300	530,000	530,000.00	78.69%	4	0.0000	0.0000	1.0280	1.3852	1.0280	0.0014242	0.0015	428704.98	
38	425,694.20	0	425,694.20	110220	1400	530,000	530,000.00	80.33%	4	0.0000	0.0000	1.0244	1.3879	1.0244	0.0014537	0.0015	436085.07	
39	434,541.14	0	434,541.14	110220	1500	530,000	530,000.00	81.99%	4	0.0000	0.0000	1.0210	1.3919	1.0210	0.0014839	0.0015	443558.48	
40	426,536.11	0	426,536.11	110220	1600	530,000	530,000.00	80.48%	4	0.0000	0.0000	1.0241	1.3892	1.0241	0.0014591	0.0015	436804.15	
41	404,751.47	0	404,751.47	110220	1700	530,000	530,000.00	76.37%	4	0.0000	0.0000	1.0334	1.3834	1.0334	0.0013622	0.0014	418268.23	
42	409,558.58	0	409,558.58	110220	1800	530,000	530,000.00	77.28%	4	0.0000	0.0000	1.0313	1.3838	1.0313	0.0013986	0.0014	422959.79	
43	401,799.42	0	401,799.42	110220	1900	530,000	530,000.00	75.81%	4	0.0000	0.0000	1.0339	1.3833	1.0339	0.0013789	0.0014	417457.29	
44	401,799.42	0	401,799.42	110220	2000	530,000	530,000.00	75.81%	4	0.0000	0.0000	1.0339	1.3833	1.0339	0.0013789	0.0014	417457.29	
45	473,585.58	0	473,585.58	110220	2100	530,000	530,000.00	89.36%	4	0.0000	0.0000	1.0096	1.3866	1.0096	0.0015173	0.0016	477695.68	
46	480,295.17	0	480,295.17	110220	2200	530,000	530,000.00	90.62%	4	0.0000	0.0000	1.0069	0.0000	1.0069	0.0016402	0.0017	480630.16	
47	435,614.27	0	435,614.27	110220	2300	530,000	530,000.00	82.19%	4	0.0000	0.0000	1.0206	1.3924	1.0206	0.0014878	0.0015	444579.37	
48	431,332.37	0	431,332.37	110220	2400	530,000	530,000.00	81.38%	4	0.0000	0.0000	1.0222	1.3903	1.0222	0.0014730	0.0015	440907.10	
49	404,398.14	0	404,398.14	110320	100	530,000	530,000.00	76.30%	4	0.0000	0.0000	1.0336	1.3833	1.0336	0.0013810	0.0014	417989.21	
50	361,640.45	0	361,640.45	110320	200	530,000	530,000.00	68.23%	4	0.0000	0.0000	1.0561	1.3953	1.0561	0.0012350	0.0013	381936.36	
51	322,959.55	0	322,959.55	110320	300	530,000	530,000.00	60.94%	4	0.0000	1.4650	1.0244	1.3811	1.0244	0.0011029	0.0012	336164.66	
52	297,327.91	0	297,327.91	110320	400	530,000	530,000.00	56.10%	4	0.0000	1.4780	1.0503	1.1002	1.3957	1.1002	0.0010154	0.0011	327106.28
53	294,019.06	0	294,019.06	110320	500	530,000	530,000.00	55.48%	4	0.0000	1.4807	1.0536	1.1027	1.3987	1.1027	0.0010041	0.0011	324129.20
54	339,654.28	0	339,654.28	110320	600	530,000	530,000.00	61.63%	4	0.0000	1.4642	1.0266	1.0780	1.3252	1.0780	0.0011159	0.0012	332318.17
55	339,654.28	0	339,654.28	110320	700	530,000	530,000.00	61.63%	4	0.0000	1.4642	1.0266	1.0780	1.3252	1.0780	0.0011159	0.0012	332318.17
56	297,226.77	0	297,226.77	110320	800	530,000	530,000.00	55.21%	4	0.0000	1.4818	1.0555	1.1038	1.3745	1.1038	0.0009993	0.0011	325918.98
57	309,598.68	0	309,598.68	110320	900	530,000	530,000.00	58.43%	4	0.0000	1.4700	1.0378	1.0908	1.3482	1.0908	0.0010573	0.0012	337713.07
58	286,744.67	0	286,744.67	110320	1000	530,000	530,000.00	56.98%	4	0.0000	1.4784	1.0518	1.1058	1.3677	1.1058	0.0010139	0.0011	326599.59
59	278,324.37	0	278,324.37	110320	1100	530,000	530,000.00	52.53%	4	0.0000	1.4964	1.0694	1.1195	1.4001	1.1195	0.0009505	0.0011	310471.42
60	335,545.40	0	335,545.40	110320	1200	530,000	530,000.00	63.33%	4	0.0000	1.4636	1.0117	1.0725	1.3166	1.0725	0.0011459	0.0012	359877.49
61	344,092.09	0	344,092.09	110320	1300	530,000	530,000.00	64.92%	4	0.0000	1.4645	1.0030	1.0669	1.3085	1.0669	0.0011751	0.0013	367120.25
62	345,464.60	0	345,464.60	110320	1400	530,000	530,000.00	65.19%	4	0.0000	1.4648	1.0033	1.0650	1.3073	1.0650	0.0011798	0.0013	368268.58
63	342,760.22	0	342,760.22	110320	1500	530,000	530,000.00	64.67%	4	0.0000	1.4643	1.0044	1.0678	1.3097	1.0678	0.0011705	0.0012	365993.01
64	414,607.32	0	414,607.32	110320	1600	530,000	530,000.00	78.23%	4	0.0000	0.0000	1.0289	1.3839	1.0289	0.0014023	0.0014	423855.04	
65	474,969.90	0	474,969.90	110320	1700	530,000	530,000.00	89.66%	4	0.0000	0.0000	1.0083	0.0000	1.0083	0.0016217	0.0016	478804.22	
66	481,296.06	0	481,296.06	110320	1800	530,000	530,000.00	90.81%	4	0.0000	0.0000	1.0064	0.0000	1.0064	0.0016448	0.0016	484187.66	
67	451,596.66	0	451,596.66	110320	1900	530,000	530,000.00	85.13%	4	0.0000	0.0000	1.0152	0.0000	1.0152	0.0016430	0.0016	458467.60	
68	451,596.66	0	451,596.66	110320	2000	530,000	530,000.00	85.13%	4	0.0000	0.0000	1.0152	0.0000	1.0152	0.0016430	0.0016	458467.60	
69	458,188.36	0	458,188.36	110320	2100	530,000	530,000.00	86.67%	4	0.0000	0.0000	1.0136	0.0000	1.0136	0.0015579	0.0016	462378.51	
70	459,004.72	0	459,004.72	110320	2200	530,000	530,000.00	86.60%	4	0.0000	0.0000	1.0127	0.0000	1.0127	0.0016575	0.0016	464637.14	
71	427,050.78	0	427,050.78	110320	2300	530,000	530,000.00	80.58%	4	0.0000	0.0000	1.0239	1.3884	1.0239	0.0014584	0.0015	437243.99	
72	415,047.86	0	415,047.86	110320	2400	530,000	530,000.00	78.31%	4	0.0000	0.0000	1.0288	1.3947	1.0288	0.0014174	0.0015	427018.05	
73	456,155.50	0	456,155.50	110420	100	530,000	530,000.00	86.06%	4	0.0000	0.0000	1.0137	1.3833	1.0137	0.0013810	0.0014	462756.25	
74	329,995.45	0	329,995.45	110420	200	530,000	530,000.00	62.26%	4	0.0000	1.4638	1.0173	1.0763	1.3225	1.0763	0.0011269	0.0012	355161.22
75	321,208.13	0	321,208.13	110420	300	530,000	530,000.00	60.60%	4	0.0000	1.4654	1.0261	1.0824	1.3309	1.0824	0.0010569	0.0012	347458.59
76	303,332.25	0	303,332.25	110420	400	530,000	530,000.00	57.23%	4	0.0000	1.4737	1.0442	1.0955	1.3574	1.0955	0.0010359	0.0011	332308.28
77	302,922.91	0	302,922.91	110420	500	530,000	530,000.00	57.15%	4	0.0000	1.4650	1.0244	1.0812	1.3306	1.0812	0.0011028	0.0012	349133.36
78	389,282.01	0	389,282.01	110420	600	530,000	530,000.00	69.68%	4	0.0000	0.0000	1.0511	1.3911	1.0511	0.0012611	0.0013	398374.43	
79	389,282.01	0	389,282.01	110420	700	530,000	530,000.00	69.68%	4	0.0000	0.0000	1.0511	1.3911	1.0511	0.0012611	0.0013	398374.43	
80	434,359.10	0	434,359.10	110420	800	530,000	530,000.00	81.95%	4	0.0000	0.0000	1.0211	1.3918	1.0211	0.0014832	0.0015	443459.34	
81	472,864.52	0	472,864.52	110420	900	530,000	530,000.00	89.22%	4	0.0000	0.0000	1.0088	0.0000	1.0088	0.0016148	0.0016	477027.11	
82	471,699.21	0	471,699.21	110420	1000	530,000	530,000.00	89.00%	4	0.0000	0.0000	1.0091	0.0000	1.0091	0.0016168	0.0016	475996.14	
83	483,399.58	0	483,399.58	110420	1100	530,000	530,000.00	91.23%	4	0.0000	0.0000	1.0062	0.0000	1.0062	0.0016558	0.0017	486403.96	
84	478,038.66	0	478,038.66	110420	1200	530,000	530,000.00	90.19%	4	0.0000	0.0000	1.0075	0.0000	1.0075	0.0016326	0.0016	481610.74	
85	481,778.28	0	481,778.28	110420	1300	530,000	530,000.00	90.90%	4	0.0000	0.0000	1.0066	0.0000	1.0066	0.0016453	0.0017	484954.17	
86	481,481.56	0	481,481.56	110420	1400	530,000	530,000.00	90.84%	4	0.0000	0.0000	1.0067	0.0000	1.0067	0.0016468	0.0017	484668.36	
87	482,768.77	0	482,768.77	110420	1500	530,000	530,000.00	91.09%	4	0.0000	0.0000	1.0064	0.0000	1.0064	0.0016486	0.0017	485839.58	
88	476,736.39	0	476,736.39	110420	1600	530,000	530,000.00	89.95%	4	0.0000	0.0000	1.0078	0.0000	1.0078	0.0016264	0.0016	480401.45	
89	436,144.41	0	436,144.41	110420	1700	530,000	530,000.00	82.29%	4	0.0000	0.0000	1.0204	1.3927	1.0204	0.0014894	0.0015	445035.27	
90	467,234.12	0	467,234.12	110420	1800	530,000	530,000.00	88.16%	4	0.0000	0.0000	1.0103	0.0000	1.0103	0.0016359	0.0016	472146.18	
91	467,234.12	0	467,234.12	110420	1900	530,000	530,000.00	88.16%	4	0.0000	0.0000	1.0103	0.0000	1.0103	0.0016359	0.0016	472146.18	
92	497,449.92	0	497,449.92	110420	2000	530,000	530,000.00	76.88%	4	0.0000	0.0000	1.0322	1.3936	1.0322	0.0013914	0.0014	426572.94	
93	362,652.17	0	362,652.17	110420	2100	530,000	530,000.00	68.42%	4	0.0000	0.0000	1.0555	1.3947	1.0555	0.0012394	0.0013	382789.56	
94	367,543.24	0	367,543.24	110420	2200	530,000	530,000.00	69.35%	4	0.0000	0.0000	1.0527	1.2920	1.0527	0.0012552	0.0013	386910.00	
95	317,066.54	0	317,066.54	110420	2300	530,000	530,000.00	59.82%	4	0.0000	1.4658	1.0303	1.3860	1.0303	0.0010628	0.0012	344125.01	
96	299,600.79	0	299,600.79	110420	2400	530,000	530,000.00	56.53%	4	0.0000	1.4763	1.0480	1.0984	1.3631	1.0984	0.0010231	0.0011	329078.19
97	331,575.89	0	331,575.89	110520	100	530,000	530,000.00	62.58%	4	0.0000	1.4637	1.0157	1.0752	1.3167	1.0752	0.0011323	0.0012	356505.41
98	380,167.26	0	380,167.26	110520	200	530,000	530,000.00	72.11%	4	0.0000	0.0000	1.0446	1.3860	1.0446	0.0013051	0.0014	396218.68	
99	352,327.35	0	352,327.35	110520	300	530,000	530,000.00	66.58%	4	0.0000	1.4671	1.0314	1.3913	1.0414	0.0012052	0.0013	374366.36	
100	298,368.27	0	298,368.27	110520	400	530,000	530,000.00	56.30%	4	0.0000	1.4772	1.0492	1.0993	1.3651	1.0993	0.0010189	0.0011	328009.43
101	301,564.55	0	301,564.55	110520	500	530,000	530,000.00	56.91%	4	0.0000	1.4814	1.0537	1.1044	1.3716	1.1044	0.0009970	0.0011	330421.01
102	255,252.98	0	255,252.98	110520	600	530,000	530,000.00	48.18%	4	0.0000	1.4980	1.0693	1.2496	1.4800	1.2496	0.0012130	0.0013	279825.51
103	255,252.98	0	255,252.98	110520	700	530,000	530,000.00	48.18%	4	0.0000	1.4980	1.0693	1.2496	1.4800	1.2496	0.0012130	0.0013	279825.51
104	410,993.46	0	410,993.46	110520	800	530,000	530,000.00	77.59%	4	0.0000	0.0000	1.0176	1.3975	1.0176	0.0015142	0.0015	421766.56	
105	445,707.96	0	445,707.96	110520	900	530,000	530,000.00	84.10%	4	0.0000	0.0000	1.0170	1.3986	1.0170	0.0015221	0.0015	453278.35	
106	453,606.11	0	453,606.11	110520	1000	530,000	530,000.00	85.60%	4	0.0000	0.0000	1.0144	0.0000	1.0144	0.0016455	0.0016	460129.32	
107	448,326.90	0	448,326.90	110520	1100	530,000	530,000.00	84.59%	4	0.0000	0.0000	1.0161	1.3906	1.0161	0.0015332	0.0016	455545.46	
108	447,213.84	0	447,213.84	110520	1200	530,000	530,000.00	84.38%	4	0.0000	0.0000	1.0165	1.3997	1.0165	0.0015272	0.0016	454581.16	
109	446,025.75	0	446,025.75	110520	1300	530,000	530,000.00	84.16%	4	0.0000	0.0000	1.0169	1.3988	1.0169	0.0015232	0.0015	453553.21	
110	468,855.34	0	468,855.34	110520	1400	530,000	530,000.00	88.46%	4	0.0000	0.0000	1.0131	0.0000	1.0131	0.0016511	0.0016	475464.74	
111	468,449.15	0	468,449.15	110520	1500	530,000	530,000.00	88.39%	4	0.0000	0.0000	1.0100	0.0000	1.0100	0.0015997	0.0016	473126.60	
112	449,037.31	0	449,037.31	110520	1600	530,000	530,000.00	84.72%	4	0.0000	0.0000	1.0159	1.3910	1.0159	0.0015235	0.0016	456181.37	
113	410,314.52	0	410,314.52	110520	1700	530,000	530,000.00	76.63%	4	0.0000	0.0000	1.0274	1.3955	1.0274	0.0014235	0.0014	421796.97	
114	410,314.52	0	410,314.52	110520	1800	530,000	530,000.00	76.63%	4	0.0000	0.0000	1.0274	1.3955	1.0274	0.0014235	0.0014	421796.97	
115	414,553.56	0	414,553.56	110520	1900	530,000	530,000.00	78.40%	4	0.0000	0.0000	1.0286	1.3948	1.0286	0.0014190	0.0015	427413.73	
116	413,688.10	0	413,688.10	110520	2000	530,000	530,000.00	78.23%	4	0.0000	0.0000	1.0294	1.3945	1.0294	0.0014127	0.0015	425863.18	
117	438,118.37	0	438,118.37	110520	2100	530,000	530,000.00	82.29%	4	0.0000	0.0000	1.0204	1.3927	1.0204	0.0014893	0.0015	446512.99	
118	395,406.54	0	395,406.54	110520	2200	530,000	530,000.00	74.81%	4	0.0000	0.0000	1.0379	1.3835	1.0379	0.0013533	0.0014	410360.54	
119	402,798.95	0	402,798.95	110620	200	530,000	530,000.00	76.00%	4	0.0000	0.0000	1.0344	1.3833	1.0344	0.0013755	0.0014	416636.29	
120	397,233.07	0	397,233.07	110620	300	530,000	530,000.00	74.95%	4	0.0000	0.0000	1.0370	1.3835	1.0370	0.0013585	0.0014	411923.94	
121	361,586.93	0	361,586.93	110620	400	530,000	530,000.00	68.22%	4	0.0000	0.0000	1.0562	1.3954	1.0562	0.0012348	0.0013	381861.25	
122	362,798.95	0	362,798.95	110620	500	530,000	530,000.00	68.45%	4	0.0000	0.0000	1.0557	1.3951	1.0557	0.0012368	0.0013	383139.44	
123	367,557.66	0	367,557.66	110620	600	530,000	530,000.00	71.35%	4	0.0000	0.0000	1.0416	1.3946	1.0416	0.0014156	0.0014	404166.54	
124	428,328.12	0	428,328.12	110620	700	530,000	530,000.00	76.31%	4	0.0000	0.0000	1.0295	1.3861	1.0295	0.0014354	0.0015	441509.22	
125	400,132.15	0	400,132.15	110620	800	530,000	530,000.00	84.93%	4	0.0000	0.0000	1.0099	0.0000	1.0099	0.0015372	0.0016	407102.61	
126	450,620.91	0	450,620.91	110620	900	530,000	530,000.00	85.02%	4	0.0000	0.0000	1.0153	0.0000	1.0153	0.0015389	0.0016	457534.96	
127	426,898.52	0	426,898.52	110620	1000	530,000	530,000.00	80.55%	4	0.0000	0.0000	1.0239	1.3884	1.0239	0.0014578	0.0015	437105.24	
128	454,365.72

551	358,581.68	0	358,581.68	113220	2300	530,000	530,000.00	67.68%	4	0.0000	1.4696	0.0000	1.0579	1.2973	1.0579	0.0012245	0.0013	376367.45
552	307,908.72	0	307,908.72	113220	2400	530,000	530,000.00	58.10%	4	0.0000	1.4710	1.0396	1.0921	1.3506	1.0921	0.0010515	0.0011	338257.77
553	292,063.26	0	292,063.26	113220	100	530,000	530,000.00	55.11%	4	0.0000	1.4823	1.0566	1.1043	1.3754	1.1043	0.0009974	0.0011	322525.16
554	305,411.80	0	305,411.80	113220	200	530,000	530,000.00	57.63%	4	0.0000	1.4724	1.0421	1.0939	1.3542	1.0939	0.0010430	0.0011	334104.48
555	305,411.80	0	305,411.80	113220	300	530,000	530,000.00	57.63%	4	0.0000	1.4724	1.0421	1.0939	1.3542	1.0939	0.0010430	0.0011	334104.48
556	338,824.00	0	338,824.00	113220	400	530,000	530,000.00	63.93%	4	0.0000	1.4639	1.0184	1.0771	1.3238	1.0771	0.0011239	0.0012	354354.93
557	311,603.20	0	311,603.20	113220	500	530,000	530,000.00	58.79%	4	0.0000	1.4691	1.0358	1.0893	1.3454	1.0893	0.0010641	0.0012	339437.14
558	369,931.56	0	369,931.56	113220	600	530,000	530,000.00	69.80%	4	0.0000	1.4579	1.0013	1.0638	1.3106	1.0638	0.0012633	0.0013	386922.05
559	436,789.47	0	436,789.47	113220	700	530,000	530,000.00	82.41%	4	0.0000	0.0000	0.0000	1.0201	1.2931	1.0201	0.0014916	0.0015	445589.59
560	441,091.69	0	441,091.69	113220	800	530,000	530,000.00	83.23%	4	0.0000	0.0000	0.0000	1.0186	1.2956	1.0186	0.0015083	0.0015	446202.98
561	483,757.91	0	483,757.91	113220	900	530,000	530,000.00	91.28%	4	0.0000	0.0000	0.0000	1.0061	1.0000	1.0061	0.0016520	0.0017	486724.72
562	455,030.61	0	455,030.61	113220	1000	530,000	530,000.00	85.85%	4	0.0000	0.0000	0.0000	1.0139	1.0000	1.0139	0.0015539	0.0016	461369.59
563	471,130.69	0	471,130.69	113220	1100	530,000	530,000.00	88.89%	4	0.0000	0.0000	0.0000	1.0093	1.0000	1.0093	0.0016089	0.0016	475493.46
564	465,107.26	0	465,107.26	113220	1200	530,000	530,000.00	87.76%	4	0.0000	0.0000	0.0000	1.0109	1.0000	1.0109	0.0015883	0.0016	470185.27
565	485,098.20	0	485,098.20	113220	1230	530,000	530,000.00	91.53%	4	0.0000	0.0000	0.0000	1.0059	1.0000	1.0059	0.0016568	0.0017	487925.63
566	491,288.28	0	491,288.28	113220	1500	530,000	530,000.00	91.18%	4	0.0000	0.0000	0.0000	1.0052	1.0000	1.0052	0.0016509	0.0017	493650.69
567	481,239.29	0	481,239.29	113220	1600	530,000	530,000.00	90.81%	4	0.0000	0.0000	0.0000	1.0062	1.0000	1.0062	0.0016585	0.0017	484250.87
568	481,239.29	0	481,239.29	113220	1700	530,000	530,000.00	90.81%	4	0.0000	0.0000	0.0000	1.0062	1.0000	1.0062	0.0016585	0.0017	484250.87
569	421,741.32	0	421,741.32	113220	1700	530,000	530,000.00	79.57%	4	0.0000	0.0000	0.0000	1.0160	1.2865	1.0160	0.0014402	0.0015	427713.11
570	401,981.93	0	401,981.93	113220	1800	530,000	530,000.00	75.85%	4	0.0000	0.0000	0.0000	1.0347	1.2833	1.0347	0.0013728	0.0014	415945.26
571	457,849.65	0	457,849.65	113220	1900	530,000	530,000.00	86.38%	4	0.0000	0.0000	0.0000	1.0131	1.0000	1.0131	0.0015635	0.0016	463839.08
572	426,560.15	0	426,560.15	113220	2030	530,000	530,000.00	80.48%	4	0.0000	0.0000	0.0000	1.0241	1.2882	1.0241	0.0014567	0.0015	436824.68
573	427,354.17	0	427,354.17	113220	2100	530,000	530,000.00	80.63%	4	0.0000	0.0000	0.0000	1.0238	1.2885	1.0238	0.0014591	0.0015	437647.71
574	414,851.16	0	414,851.16	113220	2200	530,000	530,000.00	78.27%	4	0.0000	0.0000	0.0000	1.0289	1.2947	1.0289	0.0014167	0.0015	426850.56
575	453,662.44	0	453,662.44	113220	2300	530,000	530,000.00	85.60%	4	0.0000	0.0000	0.0000	1.0144	1.0000	1.0144	0.0015492	0.0016	460178.34
576	446,013.56	0	446,013.56	113220	2400	530,000	530,000.00	84.53%	4	0.0000	0.0000	0.0000	1.0162	1.3002	1.0162	0.0015300	0.0016	452373.98
577	369,004.11	0	369,004.11	113220	100	530,000	530,000.00	69.74%	4	0.0000	0.0000	0.0000	1.0516	1.3510	1.0516	0.0012622	0.0013	388405.90
578	357,193.25	0	357,193.25	113220	200	530,000	530,000.00	67.39%	4	0.0000	1.4689	1.0368	1.0898	1.3462	1.0898	0.0012198	0.0013	376381.71
579	335,388.14	0	335,388.14	113220	300	530,000	530,000.00	63.28%	4	0.0000	1.4736	1.0440	1.0954	1.3535	1.0954	0.0011450	0.0012	353555.31
580	335,388.14	0	335,388.14	113220	400	530,000	530,000.00	63.28%	4	0.0000	1.4736	1.0440	1.0954	1.3535	1.0954	0.0011450	0.0012	353555.31
581	337,971.00	0	337,971.00	113220	500	530,000	530,000.00	63.77%	4	0.0000	1.4637	1.0092	1.0709	1.3142	1.0709	0.0011542	0.0012	361935.33
582	385,097.41	0	385,097.41	113220	600	530,000	530,000.00	72.66%	4	0.0000	1.4431	1.0431	1.0431	1.3852	1.0431	0.0012151	0.0014	401699.96
583	429,087.24	0	429,087.24	113220	700	530,000	530,000.00	80.96%	4	0.0000	0.0000	0.0000	1.0231	1.2893	1.0231	0.0014653	0.0015	439985.12
584	436,444.00	0	436,444.00	113220	800	530,000	530,000.00	82.31%	4	0.0000	0.0000	0.0000	1.0162	1.2846	1.0162	0.0014507	0.0015	447873.47
585	452,086.91	0	452,086.91	113220	900	530,000	530,000.00	85.30%	4	0.0000	0.0000	0.0000	1.0149	0.0000	1.0149	0.0015439	0.0016	458808.27
586	471,715.54	0	471,715.54	113220	1000	530,000	530,000.00	89.00%	4	0.0000	0.0000	0.0000	1.0091	1.0000	1.0091	0.0016109	0.0016	476010.49
587	450,424.07	0	450,424.07	113220	1100	530,000	530,000.00	84.99%	4	0.0000	0.0000	0.0000	1.0154	1.3220	1.0154	0.0015382	0.0016	457364.14
588	396,861.56	0	396,861.56	113220	1200	530,000	530,000.00	74.88%	4	0.0000	0.0000	0.0000	1.0372	1.3634	1.0372	0.0013553	0.0014	411618.56
589	392,975.00	0	392,975.00	113220	1230	530,000	530,000.00	74.15%	4	0.0000	0.0000	0.0000	1.0391	1.3638	1.0391	0.0013420	0.0014	408038.09
590	440,048.08	0	440,048.08	113220	1500	530,000	530,000.00	83.02%	4	0.0000	0.0000	0.0000	1.0259	1.3466	1.0259	0.0014413	0.0015	451552.56
591	486,109.16	0	486,109.16	113220	1600	530,000	530,000.00	90.65%	4	0.0000	0.0000	0.0000	1.0070	1.0000	1.0070	0.0016392	0.0017	489516.58
592	486,109.16	0	486,109.16	113220	1700	530,000	530,000.00	90.65%	4	0.0000	0.0000	0.0000	1.0070	1.0000	1.0070	0.0016392	0.0017	489516.58
593	490,310.10	0	490,310.10	113220	1700	530,000	530,000.00	92.13%	4	0.0000	0.0000	0.0000	1.0051	1.0000	1.0051	0.0016578	0.0017	496563.68
594	490,905.03	0	490,905.03	113220	1800	530,000	530,000.00	92.63%	4	0.0000	0.0000	0.0000	1.0046	1.0000	1.0046	0.0016764	0.0017	493149.16
595	495,311.61	0	495,311.61	113220	1900	530,000	530,000.00	92.48%	4	0.0000	0.0000	0.0000	1.0037	1.0000	1.0037	0.0016915	0.0017	497138.29
596	486,785.75	0	486,785.75	113220	2030	530,000	530,000.00	91.84%	4	0.0000	0.0000	0.0000	1.0055	1.0000	1.0055	0.0016623	0.0017	489422.20
597	485,557.96	0	485,557.96	113220	2100	530,000	530,000.00	91.69%	4	0.0000	0.0000	0.0000	1.0055	1.0000	1.0055	0.0016616	0.0017	488255.47
598	479,692.69	0	479,692.69	113220	2200	530,000	530,000.00	90.32%	4	0.0000	0.0000	0.0000	1.0073	1.0000	1.0073	0.0016347	0.0016	482201.88
599	464,541.54	0	464,541.54	113220	2300	530,000	530,000.00	87.65%	4	0.0000	0.0000	0.0000	1.0111	1.0000	1.0111	0.0015864	0.0016	466868.06
600	437,497.30	0	437,497.30	113220	2400	530,000	530,000.00	82.55%	4	0.0000	0.0000	0.0000	1.0199	1.2936	1.0199	0.0014940	0.0015	446198.13
601	454,643.56	0	454,643.56	113220	100	530,000	530,000.00	85.78%	4	0.0000	0.0000	0.0000	1.0134	1.0000	1.0134	0.0015594	0.0016	462781.56
602	351,139.91	0	351,139.91	113220	200	530,000	530,000.00	66.25%	4	0.0000	0.0000	0.0000	1.0327	1.3400	1.0327	0.0012751	0.0013	368962.68
603	354,345.90	0	354,345.90	113220	300	530,000	530,000.00	66.86%	4	0.0000	0.0000	0.0000	1.0311	1.3379	1.0311	0.0012808	0.0013	365622.58
604	369,081.88	0	369,081.88	113220	400	530,000	530,000.00	69.64%	4	0.0000	1.4703	1.0384	1.0912	1.3488	1.0912	0.0013055	0.0014	377358.30
605	287,361.19	0	287,361.19	113220	500	530,000	530,000.00	54.22%	4	0.0000	1.4867	1.0603	1.1081	1.3835	1.1081	0.0009613	0.0011	318416.36
606	294,056.04	0	294,056.04	113220	600	530,000	530,000.00	55.48%	4	0.0000	1.4806	1.0536	1.1027	1.3721	1.1027	0.0010042	0.0011	324351.45
607	298,634.19	0	298,634.19	113220	700	530,000	530,000.00	56.33%	4	0.0000	1.4762	1.0479	1.0984	1.3631	1.0984	0.0010232	0.0011	329107.15
608	303,560.04	0	303,560.04	113220	800	530,000	530,000.00	57.26%	4	0.0000	1.4736	1.0440	1.0954	1.3570	1.0954	0.0010367	0.0011	332505.87
609	352,277.86	0	352,277.86	113220	900	530,000	530,000.00	66.47%	4	0.0000	1.4668	0.0000	1.0618	1.3018	1.0618	0.0012030	0.0013	374038.92
610	358,518.64	0	358,518.64	113220	1000	530,000	530,000.00	67.65%	4	0.0000	1.4664	0.0000	1.0582	1.2833	1.0582	0.0012239	0.0014	379318.94
611	449,301.33	0	449,301.33	113220	1100	530,000	530,000.00	84.77%	4	0.0000	0.0000	0.0000	1.0158	1.3012	1.0158	0.0015344	0.0016	458360.13
612	453,506.05	0	453,506.05	113220	1200	530,000	530,000.00	85.56%	4	0.0000	0.0000	0.0000	1.0114	1.0000	1.0114	0.0015539	0.0016	458779.19
613	437,342.64	0	437,342.64	113220	1230	530,000	530,000.00	82.52%	4	0.0000	0.0000	0.0000	1.0199	1.2934	1.0199	0.0014935	0.0015	446063.25
614	464,541.54	0	464,541.54	113220	1500	530,000	530,000.00	87.65%	4	0.0000	0.0000	0.0000	1.0111	1.0000	1.0111	0.0015864	0.0016	469868.06
615	309,830.03	0	309,830.03	113220	1600	530,000	530,000.00	62.04%	4	0.0000	1.4639	1.0184	1.0771	1.3238	1.0771	0.0011239	0.0012	354169.93
616	297,939.87	0	297,939.87	113220	1600	530,000	530,000.00	56.22%	4	0.0000	1.4775	1.0496	1.0997	1.3657	1.0997	0.0010175	0.0011	327837.66
617	299,341.60	0	299,341.60	113220	1700	530,000	530,000.00	56.48%	4	0.0000	1.4765	1.0482	1.0986	1.3635	1.0986	0.0010222	0.0011	329383.10
618	388,660.96	0	388,660.96	113220	1800	530,000	530,000.00	73.33%	4	0.0000	0.0000	0.0000	1.0413	1.2845	1.0413	0.0013273	0.0014	404699.62
619	415,918.21	0	415,918.21	113220	1900	530,000	530,000.00	78.48%	4	0.0000	0.0000	0.0000	1.0285	1.2849	1.0285	0.0014204	0.0015	427757.61
620	433,471.26	0	433,471.26	113220	2030	530,000	530,000.00	81.80%	4	0.0000	0.0000	0.0000	1.0218	1.2908	1.0218	0.0014769	0.0015	443383.04
621	464,768.34	0	464,768.34	113220	2100	530,000	530,000.00	87.69%	4	0.0000	0.0000	0.0000	1.0110	1.0000	1.0110	0.0015872	0.0016	469887.48
622	466,993.00	0	466,993.00	113220	2200	530,000	530,000.00	88.11%	4	0.0000	0.0000	0.0000	1.0104	0.0000	1.0104	0.0015948	0.0016	471843.68
623	445,541.22	0	445,541.22	113220	2300	530,000	530,000.00	84.07%	4	0.0000	0.0000	0.0000	1.0188	1.2953	1.0188	0.0015344	0.0015	448818.29
624	472,447.04	0	472,447.04	113220	2400	530,000	530,000.00	89.33%	4	0.0000	0.0000	0.0000	1.0087	0.0000	1.0087	0.0016168	0.0016	477542.05
625	414,141.56	0	414,141.56	113220	100	530,000	530,000.00	78.75%	4	0.0000	0.0000	0.0000	1.0256	1.3668	1.0256	0.0014426	0.0015	426166.82
626	396,141.56	0	396,141.56	113220	200	530,000	530,000.00	65.81%	4	0.0000	1.4859	0.0000	1.0656	1.3057	1.0656	0.0011631	0.0013	368262.96
627	396,141.56	0	396,141.56	113220	300	530,000	530,000.00	65.81%	4	0.0000	1.4859	0.0000	1.0656	1.3057	1.0656	0.0011631	0.0013	368262.96
628	287,357.18	0	287,357.18	113220	400	530,000	530,000.00	54.22%	4	0.0000	1.4760	1.0522	1.1001	1.3697	1.1001	0.0010010	0.0011	327131.50
629	281,836.17	0	281,836.17	113220	500	530,000	530,000.00	53.18%	4	0.0000	1.4925	1.0659	1.1126	1.3935	1.1126	0.0009625	0.0011	319566.79
630	301,797.95	0	301,797.95	113220	600	530,000	530,000.00	56.94%	4	0.0000	1.4747	1.0458	1.0967	1.3597	1.0967	0.0010306	0.0011	330972.52
631	317,941.97	0	317,941.97	113220	700	530,000	530,000.00	59.99%	4	0.0000	1.4664	1.0294	1.0847	1.3369	1.0847	0.0010858	0.0012	348874.74
632	321,768.16	0	321,768.16	113220	800	530,000	530,000.00	60.71%	4	0.0000	1.4653	1.0256	1.0820	1.3321	1.0820	0.0010588	0.0012	348147.13
633	368,821.53	0	368,821.53	113220	900	530,000	530,000.00	69.59%	4	0.0000	0.0000	0.0000	1.0520	1.2913	1.0520	0.0012595	0.0013	387986.75
634	392,011.62	0	392,011.62	113220	1000	530,000	530,000.00	74.00%	4	0.0000	0.0000	0.0000	1.0396	1.2839	1.0396	0.0013387	0.0014	407525.26
635	399,356.23	0	399,356.23	113220	1100	530,000	530,000.00	73.46%	4	0.0000	0.0000	0.0000	1.0409	1.2843	1.0409	0.0013296	0.0014	405395.84
636	384,692.25	0	384,692.25	113220	1200	530,000	530,000.00	72.58%	4	0.0000	0.0000	0.0000	1.0433	1.2854	1.0433	0.0013137	0.0014	401365.11
637	402,096.14	0	402,096.14	113220	1230	530,000	530,000.00	75.49%	4	0.0000	0.0000	0.0000	1.0355	1.2833	1.0355	0.0013653	0.0014	414351.13
638	373,820.29	0	373,820.29	113220	1500	530,000	530,000.00	70.53%	4	0.0000	0.0000	0.0000	1.0492	1.2866	1.0492	0.0012766	0.0013	392186.78
639	373,820.29	0	373,820.29	113220	1600	530,000	530,000.00	70.53%	4	0.0000	0.0000	0.0000	1.0492	1.2866	1.0492	0.0012766	0.0013	392186.78
640	452,056.25	0	452,056.25	113220	1600	530,000	530,000.00	85.29%	4	0.0000	0.0000	0.0000	1.0149	0.0000	1.0149	0.0015438	0.0016	458781.63
641	467,748.48	0	467,748.48	113220	1700	530,000	530,000.00	82.03%	4	0.0000	0.0000	0.0000	1.0252	1.3000	1.0252	0.0016658	0.0017	490305.47
642	480,889.78	0	480,889.78	113220	1830	530,000	530,000.00	90.73%	4	0.0000	0.0000	0.0000	1.0098	1.0000	1.0098	0.0016422	0.0017	484160.73
643	490,109.46	0	490,109.46	113220	1900	530,000	530,000.00	92.47%	4	0.0000	0.0000	0.0000	1.0047	1.0000	1.0047	0.0016737	0.0017	492401.98
644	487,239.79	0	487,239.79	113220	2000	530,000	530,000.00	91.93%	4	0.0000	0.0000	0.0000	1.0054	1.0000	1.0054	0.0016639	0.0017	489848.14
645	475,837.37	0	475,837.37	113220	2100	530,000	530,000.00	89.78%	4	0.0000	0.0000	0.0000	1.0080	1.0000	1.0080	0.0016253	0.0016	479751.65
646	476,432.00	0	476,432.00	113220	2200	530,000	530,000.00	90.27%	4	0.0000	0.0000	0.0000	1.0074	1.0000	1.0074	0.0016338	0.0016	481969.76
647	484,604.17	0	484,604.17	113220	2300	530,000	530,000.00	91.43%	4	0.0000	0.0000	0.0000	1.0059	1.0000	1.0059	0.0016549	0.0017	487482.77
648	475,553.62	0	475,553.62	113220	2400	530,000	530,000.00	89.73%	4	0.0000	0.0000	0.0000	1.0081	0.0000	1.0081	0.0016240	0.0016	479410.93
649	339,348.72	0	339,348.72	113220	100	530,000	530,000.00	64.03%	4	0.0000	1.4638	1.0178	1.0760	1.3139	1.0760	0.0011588	0.0012	350103.32
650	339,348.72	0	339,348.72	113220	200	530,000	530,000.00	64.03%	4	0.0000	1.4638	1.0178	1.0760	1.3139	1.0760	0.0011588	0.0012	350103.32
651	323,653.52	0	323,653.52	113220	300	530,000	530,000.00	61.07%	4	0.0000	1.4648	1.0237	1.0807	1.3298	1.0807	0.0011053	0.0012	340757.07
652	346,102.81	0	346,102.81	113220	400	530,000	530,000.00	65.68%	4	0.0000	1.4655	1.0350	1.0944	1.3500	1.0944	0.0011688	0.0013	370512.91
653	325,160.15	0	325,160.15	113220	500	530,000	530,000.00	61.35%	4	0.0000	1.4645	1.0221	1.0796	1.3280	1.0796	0.0011104	0.0012	351042.47
654	327,273.66	0	327,273.66	113220	600	530,000	530,000.00	61.64%	4	0.0000	1.4637	1.0099	1.0714	1.3149	1.0714	0.0011018	0.0012	351343.77
655	336,457.15	0	336,457.15	113220	700	530,000	530,000.00	63.48%	4	0.0000	1.4636	1.0107	1.0719	1.3157	1.0719	0.0011460	0.0012	360651.24
656	331,258.56	0	331,258.56	113220	800	530,000	530,000.00	62.50%	4	0.0000	1.4637	1.0160	1.0754	1.3211	1.0754	0.0011312	0.0012	356235.19
657	380,616.66	0	380,616.66	113220	900	530,000	530,000.00	71.81%	4	0.0000	0.0000	0.0000	1.0455	1.2865	1.0455	0.0012998	0.0014	397920.88
658	402,340.67	0	402,340.67	113220	1000	530,000	530,000.00	75.91%	4	0.0000	0.0000	0.0000	1.0346	1.2833	1.0346	0.0012740	0.0014	416248.71
659	411,211.93	0	411,211.93	113220	1100	530,000	530,000.00	77.59%	4	0.0000	0.0000	0.0000	1.0305	1.2840	1.0305	0.0014043	0.0014	423761.78
660	414,466.31	0	414,466.31	113220	1200	530,000	530,000.00	78.21%	4	0.0000	0.0000	0.0000	1.0346	1.2850	1.0346	0.0014405	0.0015	428773.45
661	416,466.31	0	416,466.31	113220	1230	530,000	530,000.00	78.58%	4	0.0000	0.0000	0.0000	1.0282	1.2851	1.0282	0.0014222	0.0015	428223.68
662	435,702.69	0	435,702.69	113220	1500	530,000	530,000.00	82.21%	4	0.0000	0.0000	0.0000	1.0257	1.3000	1.0257	0.0014577	0.0015	446927.76
663	479,577.05	0	479,577.05	113220	1500	530,000	530,000.00	90.30%	4	0.0000	0.0000	0.0000	1.0074	1.0000	1.0074	0.0016343	0.0016	483288.90
664	487,427.74	0	487,427.74	113220	1600	530,000	530,000.00	91.97%	4	0.0000	0.0000	0.0000	1.0053	1.0000	1.0053	0.0016646	0.0017	490017.08
665	487,441.09	0	487,441.09	113220	1700	530,000	530,000.00	91.97%	4	0.0000	0.0000	0.0000	1.0053	1.0000	1.0053	0.0016646	0.0017	490029.08
666	486,151.75	0	486,151.75	113220	1830	530,000	530,000.00	92.29%	4	0.0000	0.0000	0.0000	1.0049	1.0000	1.0049	0.0016704	0.0017	491568.40
667	489,305.66	0	489,305.66	113220	1900	530,000	530,000.00	92.33%	4	0.0000	0.0000	0.0000	1.0049	1.0000	1.0049	0.0016710	0.0017	491707.06
668	491,187.59	0	491,187.59	113220	2000	530,000	530,000.00	92.68%	4	0.0000	0.0000	0.0000	1.0045	1.0000	1.0045	0.0016774	0.0017	493404.22
669	490,490.36	0	490,490.36	113220	2100	530,000	530,000.00	92.55%	4	0.0000	0.0000	0.0000	1.0047	1.0000	1.0047	0.0016750	0.0017	492775.01
670	489,266.80	0	489,266.80	113220	2200	530,000	530,000.00	92.31%	4	0.0000	0.0000	0.0000	1.0049	1.0000	1.0049	0.0016708	0.0017	491663.02
671	487,005.66	0	487,005.66	113220	2300	530,000	530,000.00	91.89%	4	0.0000	0.0000	0.0000	1.0054	1.0000	1.0054	0.0016631	0.0017	489637.72
672	476,612.04	0	476,612.04	113220	2400	530,000	530,000.00	89.93%	4	0.0000	0.0000	0.0000	1.0084	1.0000	1.0084	0.0016811	0.0016	479526.25
673	418,436.68	0	418,436.68	113220	100	530,000	530,000.00	78.95%	4	0.0000	0.0000	0.0000	1.0274	1.3656	1.0274	0.0014459	0.0015	429926.20
674	418,436.68	0	418,436.68	113220	200	530,000	530,000.00	78.95%	4	0.0000	0.0000	0.0000	1.0274	1.3656	1.0274	0.0014459	0.0015	429926.20
675	399,962.78	0	399,962.78	113220	300	530,000	530,000.00	75.46%	4	0.0000	0.0000	0.0000	1.0357	1.3833	1.0357	0.0013659	0.0014	414238.46
676	487,156.56	0	487,156.56	113220	400	530,000	530,000.00	91.99%	4	0.0000	0.0000	0.0000	1.0053	1.0000	1.0053	0.0016549	0.0017	490114.00
677	487,154.70	0	487,154.70	113220	500	530,000	530,000.00	91.92%	4	0.0000	0.0000	0.0000	1.0054	1.0000	1.0054	0.0016536	0.0017	489771.66
678	484,728.43	0	484,728.43	113220	600	530,000	530,000.00	91.46%	4	0.0000	0.0000	0.0000	1.0059	1.0000	1.0059	0.0016553	0.0017	487584.12
679	485,870.87	0	485,870.87	113220	700	530,000	530,000.00	91.90%	4	0.0000	0.0000	0.0000	1.0107	0.0000	1.0107	0.

Interconnection Point. The corresponding FCCF will be the HR, divided by the Base Load Heat Rate.

Example:

Assume under combined-cycle operation using two (2) combustion turbines the Tested Capacity is 461,000 kW, the Base Load Heat Rate is 7,500 Btu/kWh and that while producing 230,500 kW (55), the Facility's Heat Rate (HR) is 9,060 Btu/kWh. At this condition, the Facility's PDC is 50.0 percent (230,500 kW ÷ 461,000 kW) and the $FCCF_{50\%}$ is 1.21 (i.e. 9,060 Btu/kWh ÷ 7,500 Btu/kWh), based on the preliminary FCCF curve.

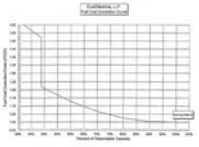

Appendix C - Capacity Payment Calculation

Variable	Value (example)	Name
UNIT	1(MW)	Dependable Plant for UNIT
ASC	530.000	Aversie Seller Capacity Placed into service during CP/MH
CP	4,014,833	Capacity Payment ($)
CPP	22.716667	Capacity Purchase Price ($/MW-month)
PeT	24.4644	Permanent Pharmax Rating (MW/month)
FOMC	15.3500	Fixed O&M Charge
CPD	17.7515	Capacity Payment Discount
DCEF	1.0200	Demand Charge Escalation Factor
FCEF	1.0181	Fixed Cost Escalation Factor

Month	CP ($)	CPP ($/kW-month)	DPC (kW)	DC (kW-month)	CPD ($/kW-month)	DCEF	FOMC	FCEF
Oct-20	4,014,832.58	23.7166667[1]	530,000	22.4644	17.7515	1.0200	15.3500	1.0181[2][3]
Nov-20	12,599,900.31	23.7166667[4]	530,000	22.4644	17.7515	1.0200	15.3500	1.0181[2][3]

Derived in Appendix D	Derived in Appendix D	Derived in Appendix D	Derived in Appendix D	Derived in Appendix D	Derived in Appendix D	Derived in Appendix D			Manual Overrides		
FMAF = (SPH - ETPMAH) / 8760		EGFNH = EFNH x FMAF * AAF*1.0345*	ETPNH = EFNH x ETPMAH	EAF (12-month)	EAF	AAF	EAEL= EAAF if ≥0.71*(1-WAL,1)		EAAF reduction to exact cent	AAF reduction to exact cent	Total Required Reduction
264	0.00	0.00	0.00	95.48%	113.0%	14.0%	113.0%		15.0%	29.0%	14.0%
700	0.00	0.00	0.00	95.48%	113.0%	14.0%	113.0%		15.0%	29.0%	14.0%
					100.0%	75.0%	* Cap only applies in Oct, Nov., and Dec. 2020				
					Capped	Capped					

example, CPI-U

FCEF (CPI-U)	PIE
2018 (reference)	252.1
in effect for 2019 I	1.0000	255.7
in effect for 2020 I	1.0181	
in effect for 2021 I	0.0000	
in effect for 2022 I	0.0000	

PCEF (EIA/Navy fleet)

in effect for 2019 I	1.0000
in effect for 2020 I	1.0000
in effect for 2021 I	1.0404
in effect for 2022 I	1.0673





Appendix D - EAF and AAAF Calculation Examples

Variable	Value (October 2020)	Name
Month	Oct-20	
BPH	244.0	Hours in Billing Period (partial)
PH	244	Period Hours (partial)
EDH	0.00	Equivalent Derated Hours
OH	0.00	Outage Hours
EMAF	1.0000	Force Majeure Adjustment Factor
EGFMH	0	Equivalent Grid Force Majeure Hours
ETFMH	0	Equivalent Total Force Majeure Hours
EAF (12-month)	95.60%	Equivalent Availability Factor
EAAF	115.00%	Equivalent Availability Adjustment Factor
AAAF	14.00%	Additional Availability Adjustment Factor
EAAF+AAAF Cap (115.00%)	115.00%	

Month	EDH	OH	EDH + OH	Hours in Month	GFMH	Carry-Over EFMH	EFMH	Interim EMAF	Capped EMFH	Recalculated EMAF	Excess EFMH	Carry Over EFMH (under	Excess Over 1930	Corrected EFMH	Over 1930 EMAF	Carry Over EFMH	EMAF	Carry Over EFMH	DPC	ASC	EGFMH = GFMH x ((DPC-ASC)/DPC)	ETFMH = EFMH + EGFMH	EAF this Period	12-month EAF	AAAF	EAAF (includes AAAF)	EAAF+AAAF Cap (115.00%)
Jan-19	2.90	0.00	2.90	744.0	0.00	0.00	0.00	1.0000	0.00	1.0000	0.00	0.00	0.00	0.00	0.00	0.00	1.0000	0.00	530,000	530,000	0.0	0.0	99.61%	89.20%	0.00%	96.3%	96.30%
Feb-19	79.30	0.00	79.30	672.0	0.00	0.00	0.00	1.0000	0.00	1.0000	0.00	0.00	0.00	0.00	0.00	0.00	1.0000	0.00	530,000	530,000	0.0	0.0	88.20%	92.00%	0.00%	99.8%	99.80%
Mar-19	144.20	0.00	144.20	744.0	0.00	0.00	0.00	1.0000	0.00	1.0000	0.00	0.00	0.00	0.00	0.00	0.00	1.0000	0.00	530,000	530,000	0.0	0.0	80.62%	90.60%	0.00%	98.0%	98.00%
Apr-19	0.00	0.00	0.00	720.0	0.00	0.00	0.00	1.0000	0.00	1.0000	0.00	0.00	0.00	0.00	0.00	0.00	1.0000	0.00	530,000	530,000	0.0	0.0	100.00%	91.00%	0.00%	98.5%	98.50%
May-19	0.00	0.00	0.00	744.0	0.00	0.00	0.00	1.0000	0.00	1.0000	0.00	0.00	0.00	0.00	0.00	0.00	1.0000	0.00	530,000	530,000	0.0	0.0	100.00%	91.00%	0.00%	98.5%	98.50%
Jun-19	0.00	0.00	0.00	720.0	0.00	0.00	0.00	1.0000	0.00	1.0000	0.00	0.00	0.00	0.00	0.00	0.00	1.0000	0.00	530,000	530,000	0.0	0.0	100.00%	91.00%	0.00%	98.5%	98.50%
Jul-19	20.10	0.00	20.10	744.0	0.00	0.00	0.00	1.0000	0.00	1.0000	0.00	0.00	0.00	0.00	0.00	0.00	1.0000	0.00	530,000	530,000	0.0	0.0	97.30%	90.80%	0.00%	98.3%	98.30%
Aug-19	0.00	0.00	0.00	744.0	0.00	0.00	0.00	1.0000	0.00	1.0000	0.00	0.00	0.00	0.00	0.00	0.00	1.0000	0.00	530,000	530,000	0.0	0.0	100.00%	93.80%	11.60%	112.6%	112.60%
Sep-19	39.20	3.00	42.20	720.0	0.00	0.00	0.00	1.0000	0.00	1.0000	0.00	0.00	0.00	0.00	0.00	0.00	1.0000	0.00	530,000	530,000	0.0	0.0	94.14%	93.30%	4.35%	105.4%	105.40%
Oct-19	0.00	0.00	0.00	744.0	0.00	0.00	0.00	1.0000	0.00	1.0000	0.00	0.00	0.00	0.00	0.00	0.00	1.0000	0.00	530,000	530,000	0.0	0.0	100.00%	93.30%	4.35%	105.4%	105.40%
Nov-19	0.00	0.00	0.00	720.0	0.00	0.00	0.00	1.0000	0.00	1.0000	0.00	0.00	0.00	0.00	0.00	0.00	1.0000	0.00	530,000	530,000	0.0	0.0	100.00%	96.00%	29.00%	130.0%	115.00%
Dec-19	0.00	0.00	0.00	744.0	0.00	0.00	0.00	1.0000	0.00	1.0000	0.00	0.00	0.00	0.00	0.00	0.00	1.0000	0.00	530,000	530,000	0.0	0.0	100.00%	96.70%	29.00%	130.0%	115.00%
Jan-20	142.60	195.00	337.60	744.0	0.00	0.00	205.80	0.7234	0.00	0.7234	0.00	0.00	0.00	0.00	0.00	0.00	0.7234	0.00	530,000	530,000	0.0	205.8	75.51%	95.10%	29.00%	130.0%	115.00%
Feb-20	191.90	9.00	200.90	696.0	0.00	0.00	0.00	1.0000	0.00	1.0000	0.00	0.00	0.00	0.00	0.00	0.00	1.0000	0.00	530,000	530,000	0.0	0.0	71.14%	93.70%	10.15%	111.2%	111.20%
Mar-20	13.60	0.00	13.60	744.0	0.00	0.00	0.00	1.0000	0.00	1.0000	0.00	0.00	0.00	0.00	0.00	0.00	1.0000	0.00	530,000	530,000	0.0	0.0	98.17%	95.20%	29.00%	130.0%	115.00%
Apr-20	0.00	0.00	0.00	720.0	0.00	0.00	0.00	1.0000	0.00	1.0000	0.00	0.00	0.00	0.00	0.00	0.00	1.0000	0.00	530,000	530,000	0.0	0.0	100.00%	95.20%	29.00%	130.0%	115.00%
May-20	4.30	0.00	4.30	744.0	0.00	0.00	0.00	1.0000	0.00	1.0000	0.00	0.00	0.00	0.00	0.00	0.00	1.0000	0.00	530,000	530,000	0.0	0.0	99.42%	95.20%	29.00%	130.0%	115.00%
Jun-20	0.10	0.00	0.10	720.0	0.00	0.00	0.00	1.0000	0.00	1.0000	0.00	0.00	0.00	0.00	0.00	0.00	1.0000	0.00	530,000	530,000	0.0	0.0	99.99%	95.20%	29.00%	130.0%	115.00%
Jul-20	0.00	0.00	0.00	744.0	0.00	0.00	0.00	1.0000	0.00	1.0000	0.00	0.00	0.00	0.00	0.00	0.00	1.0000	0.00	530,000	530,000	0.0	0.0	100.00%	95.40%	29.00%	130.0%	115.00%
Aug-20	26.10	0.00	26.10	744.0	0.00	0.00	0.00	1.0000	0.00	1.0000	0.00	0.00	0.00	0.00	0.00	0.00	1.0000	0.00	530,000	530,000	0.0	0.0	96.49%	95.10%	29.00%	130.0%	115.00%
Sep-20	3.00	0.00	3.00	720.0	0.00	0.00	0.00	1.0000	0.00	1.0000	0.00	0.00	0.00	0.00	0.00	0.00	1.0000	0.00	530,000	530,000	0.0	0.0	99.58%	95.60%	29.00%	130.0%	115.00%
Oct-20	0.00	0.00	0.00	744.0	0.00	0.00	0.00	1.0000	0.00	1.0000	0.00	0.00	0.00	0.00	0.00	0.00	1.0000	0.00	530,000	530,000	0.0	0.0	100.00%	95.60%	14.00%	115.0%	115.00%
Nov-20	20.70	0.00	20.70	720.0	0.00	0.00	0.00	1.0000	0.00	1.0000	0.00	0.00	0.00	0.00	0.00	0.00	1.0000	0.00	530,000	530,000	0.0	0.0	97.13%	95.30%	14.00%	115.0%	115.00%
Dec-20	0.00	0.00	0.00	744.0	0.00	0.00	0.00	1.0000	0.00	1.0000	0.00	0.00	0.00	0.00	0.00	0.00	1.0000	0.00	530,000	530,000	0.0	0.0	100.00%	95.30%	29.00%	130.0%	115.00%
Jan-21	0.00	0.00	0.00	744.0	0.00	0.00	0.00	1.0000	0.00	1.0000	0.00	0.00	0.00	0.00	0.00	0.00	1.0000	0.00	530,000	530,000	0.0	0.0	100.00%	96.90%	29.00%	130.0%	115.00%
Feb-21	0.00	0.00	0.00	672.0	0.00	0.00	0.00	1.0000	0.00	1.0000	0.00	0.00	0.00	0.00	0.00	0.00	1.0000	0.00	530,000	530,000	0.0	0.0	100.00%	99.20%	29.00%	130.0%	115.00%
Mar-21	0.00	0.00	0.00	744.0	0.00	0.00	0.00	1.0000	0.00	1.0000	0.00	0.00	0.00	0.00	0.00	0.00	1.0000	0.00	530,000	530,000	0.0	0.0	100.00%	99.40%	29.00%	130.0%	115.00%
Apr-21	0.00	0.00	0.00	720.0	0.00	0.00	0.00	1.0000	0.00	1.0000	0.00	0.00	0.00	0.00	0.00	0.00	1.0000	0.00	530,000	530,000	0.0	0.0	100.00%	99.40%	29.00%	130.0%	115.00%
May-21	0.00	0.00	0.00	744.0	0.00	0.00	0.00	1.0000	0.00	1.0000	0.00	0.00	0.00	0.00	0.00	0.00	1.0000	0.00	530,000	530,000	0.0	0.0	100.00%	99.40%	29.00%	130.0%	115.00%
Jun-21	0.00	0.00	0.00	720.0	0.00	0.00	0.00	1.0000	0.00	1.0000	0.00	0.00	0.00	0.00	0.00	0.00	1.0000	0.00	530,000	530,000	0.0	0.0	100.00%	99.40%	29.00%	130.0%	115.00%
Jul-21	0.00	0.00	0.00	744.0	0.00	0.00	0.00	1.0000	0.00	1.0000	0.00	0.00	0.00	0.00	0.00	0.00	1.0000	0.00	530,000	530,000	0.0	0.0	100.00%	99.40%	29.00%	130.0%	115.00%
Aug-21	0.00	0.00	0.00	744.0	0.00	0.00	0.00	1.0000	0.00	1.0000	0.00	0.00	0.00	0.00	0.00	0.00	1.0000	0.00	530,000	530,000	0.0	0.0	100.00%	99.70%	29.00%	130.0%	115.00%
Sep-21	0.00	0.00	0.00	720.0	0.00	0.00	0.00	1.0000	0.00	1.0000	0.00	0.00	0.00	0.00	0.00	0.00	1.0000	0.00	530,000	530,000	0.0	0.0	100.00%	99.80%	29.00%	130.0%	115.00%
Oct-21	0.00	0.00	0.00	744.0	0.00	0.00	0.00	1.0000	0.00	1.0000	0.00	0.00	0.00	0.00	0.00	0.00	1.0000	0.00	530,000	530,000	0.0	0.0	100.00%	99.80%	29.00%	130.0%	115.00%
Nov-21	0.00	0.00	0.00	720.0	0.00	0.00	0.00	1.0000	0.00	1.0000	0.00	0.00	0.00	0.00	0.00	0.00	1.0000	0.00	530,000	530,000	0.0	0.0	100.00%	100.00%	29.00%	130.0%	115.00%
Dec-21	0.00	0.00	0.00	744.0	0.00	0.00	0.00	1.0000	0.00	1.0000	0.00	0.00	0.00	0.00	0.00	0.00	1.0000	0.00	530,000	530,000	0.0	0.0	100.00%	100.00%	29.00%	130.0%	115.00%
Jan-22	0.00	0.00	0.00	744.0	0.00	0.00	0.00	1.0000	0.00	1.0000	0.00	0.00	0.00	0.00	0.00	0.00	1.0000	0.00	530,000	530,000	0.0	0.0	100.00%	100.00%	29.00%	130.0%	115.00%
Feb-22	0.00	0.00	0.00	672.0	0.00	0.00	0.00	1.0000	0.00	1.0000	0.00	0.00	0.00	0.00	0.00	0.00	1.0000	0.00	530,000	530,000	0.0	0.0	100.00%	100.00%	29.00%	130.0%	115.00%
Mar-22	0.00	0.00	0.00	744.0	0.00	0.00	0.00	1.0000	0.00	1.0000	0.00	0.00	0.00	0.00	0.00	0.00	1.0000	0.00	530,000	530,000	0.0	0.0	100.00%	100.00%	29.00%	130.0%	115.00%
Apr-22	0.00	0.00	0.00	720.0	0.00	0.00	0.00	1.0000	0.00	1.0000	0.00	0.00	0.00	0.00	0.00	0.00	1.0000	0.00	530,000	530,000	0.0	0.0	100.00%	100.00%	29.00%	130.0%	115.00%
May-22	0.00	0.00	0.00	744.0	0.00	0.00	0.00	1.0000	0.00	1.0000	0.00	0.00	0.00	0.00	0.00	0.00	1.0000	0.00	530,000	530,000	0.0	0.0	100.00%	100.00%	29.00%	130.0%	115.00%
Jun-22	0.00	0.00	0.00	720.0	0.00	0.00	0.00	1.0000	0.00	1.0000	0.00	0.00	0.00	0.00	0.00	0.00	1.0000	0.00	530,000	530,000	0.0	0.0	100.00%	100.00%	29.00%	130.0%	115.00%
Jul-22	0.00	0.00	0.00	744.0	0.00	0.00	0.00	1.0000	0.00	1.0000	0.00	0.00	0.00	0.00	0.00	0.00	1.0000	0.00	530,000	530,000	0.0	0.0	100.00%	100.00%	29.00%	130.0%	115.00%
Aug-22	0.00	0.00	0.00	744.0	0.00	0.00	0.00	1.0000	0.00	1.0000	0.00	0.00	0.00	0.00	0.00	0.00	1.0000	0.00	530,000	530,000	0.0	0.0	100.00%	100.00%	29.00%	130.0%	115.00%
Sep-22	0.00	0.00	0.00	720.0	0.00	0.00	0.00	1.0000	0.00	1.0000	0.00	0.00	0.00	0.00	0.00	0.00	1.0000	0.00	530,000	530,000	0.0	0.0	100.00%	100.00%	29.00%	130.0%	115.00%
Oct-22	0.00	0.00	0.00	744.0	0.00	0.00	0.00	1.0000	0.00	1.0000	0.00	0.00	0.00	0.00	0.00	0.00	1.0000	0.00	530,000	530,000	0.0	0.0	100.00%	100.00%	29.00%	130.0%	115.00%
Nov-22	0.00	0.00	0.00	720.0	0.00	0.00	0.00	1.0000	0.00	1.0000	0.00	0.00	0.00	0.00	0.00	0.00	1.0000	0.00	530,000	530,000	0.0	0.0	100.00%	100.00%	29.00%	130.0%	115.00%
Dec-22	0.00	0.00	0.00	744.0	0.00	0.00	0.00	1.0000	0.00	1.0000	0.00	0.00	0.00	0.00	0.00	0.00	1.0000	0.00	530,000	530,000	0.0	0.0	100.00%	100.00%	29.00%	130.0%	115.00%
Jan-23	0.00	0.00	0.00	744.0	0.00	0.00	0.00	1.0000	0.00	1.0000	0.00	0.00	0.00	0.00	0.00	0.00	1.0000	0.00	530,000	530,000	0.0	0.0	100.00%	100.00%	29.00%	130.0%	115.00%
Feb-23	0.00	0.00	0.00	672.0	0.00	0.00	0.00	1.0000	0.00	1.0000	0.00	0.00	0.00	0.00	0.00	0.00	1.0000	0.00	530,000	530,000	0.0	0.0	100.00%	100.00%	29.00%	130.0%	115.00%
Mar-23	0.00	0.00	0.00	744.0	0.00	0.00	0.00	1.0000	0.00	1.0000	0.00	0.00	0.00	0.00	0.00	0.00	1.0000	0.00	530,000	530,000	0.0	0.0	100.00%	100.00%	29.00%	130.0%	115.00%
Apr-23	0.00	0.00	0.00	720.0	0.00	0.00	0.00	1.0000	0.00	1.0000	0.00	0.00	0.00	0.00	0.00	0.00	1.0000	0.00	530,000	530,000	0.0	0.0	100.00%	100.00%	29.00%	130.0%	115.00%
May-23	0.00	0.00	0.00	744.0	0.00	0.00	0.00	1.0000	0.00	1.0000	0.00	0.00	0.00	0.00	0.00	0.00	1.0000	0.00	530,000	530,000	0.0	0.0	100.00%	100.00%	29.00%	130.0%	115.00%
Jun-23	0.00	0.00	0.00	720.0	0.00	0.00	0.00	1.0000	0.00	1.0000	0.00	0.00	0.00	0.00	0.00	0.00	1.0000	0.00	530,000	530,000	0.0	0.0	100.00%	100.00%	29.00%	130.0%	115.00%
Jul-23	0.00	0.00	0.00	744.0	0.00	0.00	0.00	1.0000	0.00	1.0000	0.00	0.00	0.00	0.00	0.00	0.00	1.0000	0.00	530,000	530,000	0.0	0.0	100.00%	100.00%	29.00%	130.0%	115.00%
Aug-23	0.00	0.00	0.00	744.0	0.00	0.00	0.00	1.0000	0.00	1.0000	0.00	0.00	0.00	0.00	0.00	0.00	1.0000	0.00	530,000	530,000	0.0	0.0	100.00%	100.00%	29.00%	130.0%	115.00%
Sep-23	0.00	0.00	0.00	720.0	0.00	0.00	0.00	1.0000	0.00	1.0000	0.00	0.00	0.00	0.00	0.00	0.00	1.0000	0.00	530,000	530,000	0.0	0.0	100.00%	100.00%	29.00%	130.0%	115.00%
Oct-23	0.00	0.00	0.00	744.0	0.00	0.00	0.00	1.0000	0.00	1.0000	0.00	0.00	0.00	0.00	0.00	0.00	1.0000	0.00	530,000	530,000	0.0	0.0	100.00%	100.00%	29.00%	130.0%	115.00%
Nov-23	0.00	0.00	0.00	720.0	0.00	0.00	0.00	1.0000	0.00	1.0000	0.00	0.00	0.00	0.00	0.00	0.00	1.0000	0.00	530,000	530,000	0.0	0.0	100.00%	100.00%	29.00%	130.0%	115.00%
Dec-23	0.00	0.00	0.00	744.0	0.00	0.00	0.00	1.0000	0.00	1.0000	0.00	0.00	0.00	0.00	0.00	0.00	1.0000	0.00	530,000	530,000	0.0	0.0	100.00%	100.00%	29.00%	130.0%	115.00%

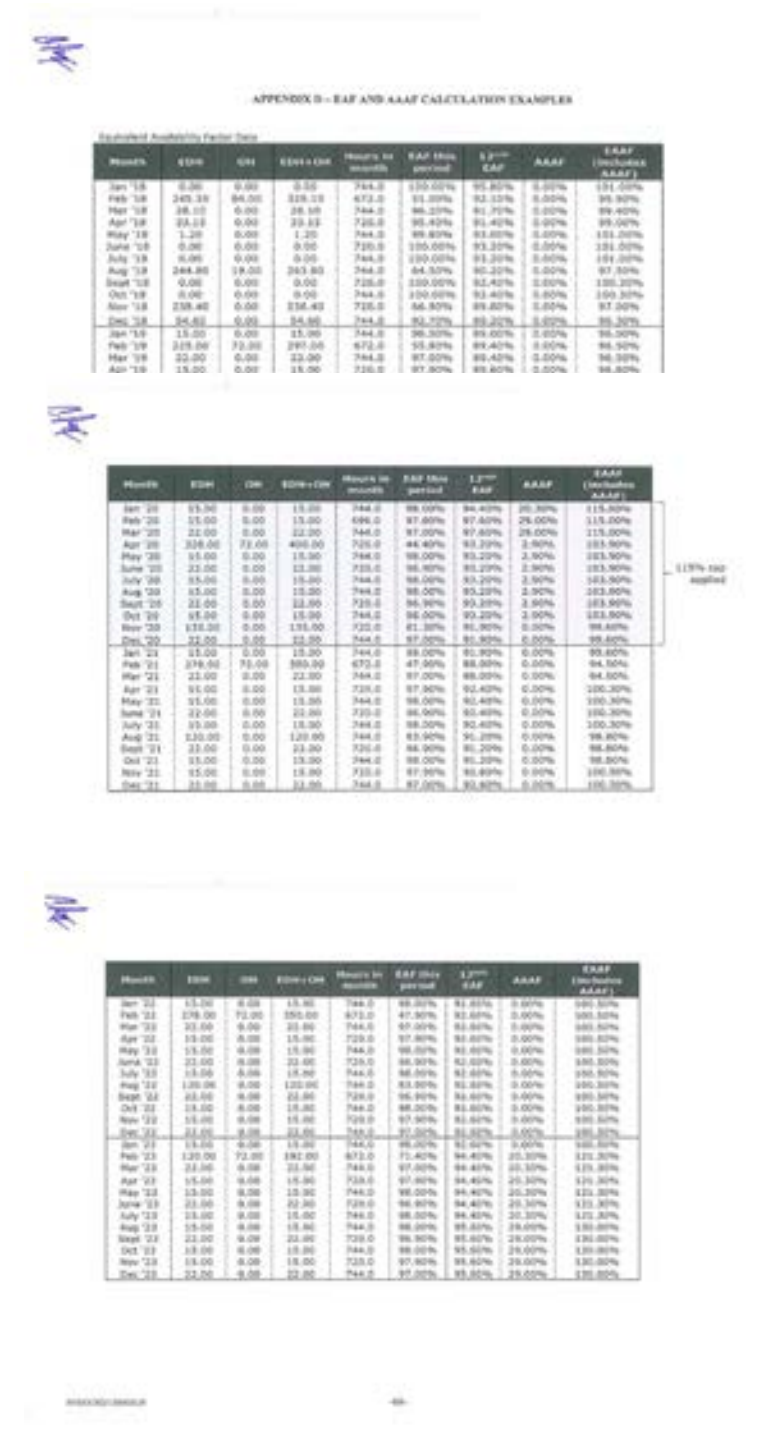

Appendix G - Start-Up Reimbursement

APPENDIX G – START-UP REIMBURSEMENT

Start-up costs shall be allocated between the parties as follows: (a) PREPA shall reimburse Seller for costs incurred by Seller in restarting any Unit of the Facility that was shut down due to PREPA's request (whether or not notice was received by Seller), and (b) Seller shall credit PREPA the cost of fuel required for a gas turbine Unit to achieve synchronization with the Grid System during each start-up. Monthly Start-up Reimbursement ("MSRU") shall be determined during each month in accordance with the following formula:

MSRU = (NCS × $CS) + (NWS × $WS) + (NHS x $HS) + Applicable Demand Charge

where the following terms have the following meanings:

"Applicable Demand Charge"	The difference between the actual Demand Charge billed to Seller by PREPA and the Demand Charge calculated excluding any demand established by Seller in the Billing Period and any prior Billing Period in restarting a Unit as a result of a shutdown of both units at the request of PREPA.
"$CS"	$24,348.68, being the cost per Cold Start of a Unit, which amount shall be adjusted annually and on the first day of each Year during the Term by multiplying such amount times the Fixed Cost Escalation Factor.
"Cold Start"	a restart of a Unit that has been shut down for more than twelve hours.
"Hot Start"	a restart of a Unit that has been shut down for less than one hour.
"$HS"	$ 6,087.17, being the cost per Hot Start of a Unit, which amount shall be adjusted annually and on the first day of each Year during the Term by multiplying such amount times the Fixed Cost Escalation Factor.
"NCS"	the number of Cold Starts of Units during such month that are the first occurring restarts after a shutdown requested by PREPA.
"NHS"	the number of Hot Starts of Units during such month that are the first occurring restarts after a shutdown requested by PREPA
"NWS"	the number of Warm Starts of Units during such month that are the first occurring restarts after a shutdown requested by PREPA
"Unit"	one of the two gas turbines that are part of the Facility.
"$WS"	$ 15,217.93, being the cost per Warm Start of a Unit, which amount shall be adjusted annually and on the first day of each Year during the Term by multiplying such amount times the Fixed Cost Escalation Factor.
"Warm Start"	a restart of a Unit that has been shut down for between one hour and twelve hours.

Appendix N - Degradation Adjustment Factor

APPENDIX N– DEGRADATION ADJUSTMENT FACTOR

$AGBLHR_0 = GBLHR / DAF_1$
$AGBLHR_i = AGBLHR_{i-1} / DAF_i$

Periods:

	2019	2020	2021	2022	2023	2024	2025	2026	2027	2028	2029	2030	2031	2032
$Period_i$ ->	0	1	2	3	4	5	6	7	8	9	10	11	12	13
Duration ->	8k EBH	8k EBH	8k EBH	8k EBH	8k EBH	8k EBH	8k EBH	8k EBH	8k EBH	8k EBH	8k EBH	8k EBH	8k EBH	8k EBH
	Test 1			Test 2						Test 3				

EBH = Average of EcoEléctrica Combustion Turbines equivalent base operating hours.

OEM Degradation Factors

	Pre-Outage Values	
	Power Degradation Factor	Efficiency Degradation Factor
Interval:		
175k	0.98753	0.99550
200k	0.98535	0.99330
225k	0.98073	0.99218
250k	0.98057	0.99143

	Post-Outage Values	
	Power Degradation Factor	Efficiency Degradation Factor
Interval:		
150k	1.00000	1.00000
175k	0.99656	0.99825
200k	0.99254	0.99667
225k	0.99263	0.99726
250k	0.98823	0.99481

Degradation Adjustment Factor

	2019	2020	2021	2022	2023	2024	2025	2026	2027	2028	2029	2030	2031	2032
$Period_i$ ->	0	1	2	3	4	5	6	7	8	9	10	11	12	13
Duration ->	8k EBH	8k EBH	8k EBH	8k EBH	8k EBH	8k EBH	8k EBH	8k EBH	8k EBH	8k EBH	8k EBH	8k EBH	8k EBH	8k EBH
DAF_i ->	1.0000	0.9985	0.9985	1.0012	0.9984	0.9984	1.0018	0.9985	0.9985	1.0034	0.9981	0.9981	1.0017	0.9985
		Test 1			Test 2						Test 3			

Sample Calculations

			Example #1			Example #2			Example #3			Example #4		
Year	Period	DAF	Tested Heat Rate	GBLHR	AGBLHR	Tested Heat Rate	GBLHR	AGBLHR	Tested Heat Rate	GBLHR	AGBLHR	Tested Heat Rate	GBLHR	AGBLHR
2019	0				7671			7671			7671			7671
2020	Test 1		7660	7660		7700	7700		7750	7750		7600	7600	
2020	1	0.99850			7672			7682			7682			7611
2021	2	0.99850			7683			7694			7694			7623
2022	3	1.00118			7674			7685			7685			7614
2023	Test 2		7680			7750			7650			7700		
2023	4	0.99835			7687			7697			7663			7626
2024	5	0.99835			7699			7710			7675			7639
2025	6	1.00180			7686			7696			7662			7625
2026	7	0.99850			7697			7708			7673			7637
2027	8	0.99850			7709			7719			7685			7648
2028	9	1.00336			7683			7694			7659			7623
2029	Test 3		7750			7700			7600			7800		
2029	10	0.99806			7698			7709			7615			7637
2030	11	0.99806			7713			7724			7630			7652
2031	12	1.00166			7700			7711			7617			7640
2032	13	0.99850			7712			7722			7628			7651

Appendix O - Heat Rate Adjustment

APPENDIX O – HEAT RATE ADJUSTMENT

Heat Rate Adjustment (HRA): HRA shall be equal to zero for every hour during a Billing Period where the Facility utilizes Backup Fuel. Where the Facility utilizes NG, HRA shall be computed as follows:

$$HRA\ (\$) = (GFU - AGU) \times GFC$$

Where:

GFU (MMBTU)	=	Guaranteed Fuel Utilization, determined using the formula: $(AGBLHR * ACF) \times \frac{NEO\,(kWh)}{10^6}$
AGBLHR (BTU/kWhr)	=	Adjusted Guaranteed Base Load Heat Rate, determined per Appendix N
ACF	=	Average Correction Factor, determined using the formula: $\sum_{1}^{n}(FCCF_i \times WM\_NEO_i)$
n	=	Total Billing Period Hours
FCCF	=	Fuel Cost Correction Factor
WM_NEO	=	Weighted mean of the Net Electrical Output (NEO), determined using the formula: $WM\_NEO_i = \frac{NEO_i}{\sum_{1}^{n} NEO_i}$
DAF	=	Degradation Adjustment Factor
NEO	=	Net Electrical Output
AGU (MMBTU)	=	Actual Gas Utilization
GFC ($/MMBTU)	=	Gas Fuel Cost

							Derived in Appendix D	Derived in Appendix D	Derived in Appendix D			Derived in Appendix N	Derived in Appendix B	Derived in Appendix B		
										Guaranteed	Actual					
Month	Hours in Month	HRA ($)	12-month EAF	EAAF	AAAF	GFU (MMBtu)	AGU (MMBtu)	GFC ($/MMBtu)	AGBLHR (Btu/kWh)	ACF	NEO (kWh)	Month	Henry Hub Index ($/MMBtu)	Index Multiplier	Adder for 2020	Gas Fuel Cost ($/MMBtu for 2020)
Jan-20	744.0	0	95.10%	101.00%	29.00%	2,314,237	2,314,237	8.282	7,650	1.033080	292,827,921	Jan-20	2.158	1.1500	5.8000	8.2817
Feb-20	672.0	0	93.70%	101.00%	10.15%	2,314,237	2,314,237	7.959	7,650	1.033080	292,827,921	Feb-20	1.877	1.1500	5.8000	7.9586
Mar-20	744.0	0	95.20%	101.00%	29.00%	2,314,237	2,314,237	7.894	7,650	1.033080	292,827,921	Mar-20	1.821	1.1500	5.8000	7.8942
Apr-20	720.0	0	95.20%	101.00%	29.00%	2,314,237	2,314,237	7.679	7,650	1.033080	292,827,921	Apr-20	1.634	1.1500	5.8000	7.6791
May-20	744.0	0	95.20%	101.00%	29.00%	2,314,237	2,314,237	7.863	7,650	1.033080	292,827,921	May-20	1.794	1.1500	5.8000	7.8631
Jun-20	720.0	0	95.20%	101.00%	29.00%	2,314,237	2,314,237	7.780	7,650	1.033080	292,827,921	Jun-20	1.722	1.1500	5.8000	7.7803
Jul-20	744.0	0	95.40%	101.00%	29.00%	2,314,237	2,314,237	7.519	7,650	1.033080	292,827,921	Jul-20	1.495	1.1500	5.8000	7.5193
Aug-20	744.0	0	95.10%	101.00%	29.00%	2,314,237	2,314,237	7.932	7,650	1.033080	292,827,921	Aug-20	1.854	1.1500	5.8000	7.9321
Sep-20	720.0	0	95.60%	101.00%	29.00%	2,314,237	2,314,237	8.766	7,650	1.033080	292,827,921	Sep-20	2.579	1.1500	5.8000	8.7659
Oct-20	744.0	##########	95.60%	101.00%	14.00%	2,320,590	760,967	8.2162	7,671	1.033080	292,827,921	Oct-20	2.101	1.1500	5.8000	8.2162
Nov-20	720.0	652,024	95.30%	101.00%	14.00%	2,320,590	2,250,066	9.2454	7,671	1.033080	292,827,921	Nov-20	2.996	1.1500	5.8000	9.2454
Dec-20	744.0	-21,757,743	95.30%	101.00%	29.00%	0	2,383,000	9.1304	7,671	1.033080	0	Dec-20	2.896	1.1500	5.8000	9.1304



eElectrica L.P.
kR PPOA
ust Rate Adjustment Calculation Example
nts assumed for example calculation:

Dependable Capacity	=	330	MW
Contract Year	=	2022	
FCEF	=	1.061208	
Gas Fuel Cost (GFC)	=	7.0	$/MMBTU
AGBLHR	=	7650	BTU/kWh
ACF	=	1.03	

Note: EAF Rounding to one decimal place applied. All other calculations should be rounded to eight decimal places.

HRA($) = (GFU - AGU) X FC

GFU(MMBTU) = (AGBLHR X ACF) X NEO / 10^6

HRA ($)	12-MO EAF	EAAF	AAAF	GFU (MMBTU)	AGU (MMBTU)	FC ($/MMBTU)	AGBLHR (BTU/kWh)	ACF	NEO (kWh)
(53,491)	95.6%	130.0%	29.0%	2,398,233	2,405,880	7.0	7650	1.02	329,651,520
285,824)	94.6%	115.3%	14.5%	2,578,903	2,611,735	7.0	7650	1.02	356,181,504
178,049	95.6%	101.0%	0.0%	2,543,333	2,518,119	7.0	7650	1.02	322,711,488
(51,896)	92.6%	99.8%	0.0%	2,516,203	2,523,604	7.0	7650	1.02	319,241,472
174,220	91.6%	98.5%	0.0%	2,488,813	2,463,965	7.0	7650	1.02	315,771,456
(30,678)	90.6%	97.3%	0.0%	2,461,202	2,468,742	7.0	7650	1.02	312,301,440
170,391	89.6%	96.0%	0.0%	2,434,115	2,409,812	7.0	7650	1.02	308,831,424
(49,232)	88.6%	94.3%	0.0%	2,406,803	2,413,882	7.0	7650	1.02	305,361,408
166,562	87.6%	93.0%	0.0%	2,379,453	2,355,659	7.0	7650	1.02	301,891,392
(48,426)	86.6%	91.5%	0.0%	2,352,189	2,359,021	7.0	7650	1.02	298,421,376

AES Puerto Rico, L.P.
Hoja de Trabajo para Calcular Factura
Input Page

Meter Reading Data	**September-20**	
Date of Reading	9/30/2020	Data Input
Date of Last Reading	8/31/2020	Data Input
Billing Period	215	Reference
Days in Billing Period	30	Reference
Capacity Factor	80.8%	Reference

Energy Payment

Net Electrical Output (NEO) in kWh	264,351,957.00	Data Input
NEO Flag	OK	Verifica el NEO Input vs NEO calculado en FCDF.
Sum of Available Capacities	266,064,400	From OH&EDH&MOH&FMH
Cost of Fuel ($/MMBtu)	4.3180	Calculated on Cost of Fuel
Fuel Cost Determination Factor (FCDF)	9,805.6	Calculated on FCDF based on hourly data input.
Fuel Related Charge (FRC) in ¢/kWh	4.0975	Calculated on FACT
Variable O&M (VO&M) in ¢/kWh	0.7446	Calculated on FACT
Energy Purchase Price (EPP) in ¢/kWh	4.8421	
Energy Payment (EP) in US$	$12,800,186.11	Calculated on FACT

Capacity Payment

Dependable Capacity (DC)	454,300	kW	
Equivalent Availability (EA)	85.5	Calculated on EA/Se entra en Input	81.34%
Downward Adjustment	6.2500	Calculated on FACT	
Demand Charge (DC) in $/kW-month	22.9300	Calculated on FACT	
Fixed O&M (FO&M) in $/kW-month	6.8237	Calculated on FACT	
Capacity Purchase Price (CPP) in $/kW-month	$29.7537	Calculated on FACT	
CPP ajustado por FMAF	$29.7537	Calculated on FACT	
CPP Ajustado por EAF (Downward Adjustment)	$27.8941		
Capacity Payment (CP) in US$	$12,672,286.79	Calculated on FACT	

Start-up Payment

Number of Cold Starts	0	Data Input
Number of Warm Starts	0	Data Input
Number of Hot Starts	0	Data Input
Applicable Demand Charge	0	Data Input
Start up Payment in US$	$0.00	Calculated on FACT

Miscellaneous Coal Charges	$0.00	Data Input
Total Payment in US$:	$25,472,472.90	Calculated on FACT
Payment Due Date:	16-Nov-2020	

Preparado por y Cotejado:

Roberto Rivera Medina, Ingeniero Gerencial
Departamento Sistemas de Generación

Miguel Irizarry Silvestrini, Superintendente
Generación y Proyectos de Energía Renovable

Aprobado por:

Alfonso Baretty Huertas, Director Interino
Planificación y Protección Ambiental

Modelo Hoja de Trabajo para Calcular Factura (Revisado 3/19/2003)
Datos utilizados son solamente para propositos de ilustración.

AES Puerto Rico Bill		September-20			Definition	
	Date of Reading	9/30/2020				Medición Remota
	Date of Last Reading	8/31/2020				Medición Remota
	Days in Billing Period	30				Medición Remota
	Capacity Factor	80.8%				Basado en Available Capacity
Meter Reading	Net Electrical Output (NEO)	264,351,957.00	KWH			Medición Remota
		102.0000		$4.0944 for 2015		
		106.0000		$4.2550 for 2016-17		
		127.3300		$5.1112		
		104.0600		###############		
		88.8300		$3.5658		
		66.7000		$2.6774		
		66.1599		$2.6557		
		65.5500		$2.6313		
		52.2800		$2.0986		
Energía	Energy Payment	52.0200		$2.0882	=Fuel Related Charge + VO&M Charge	
		51.7600		$2.0777		
A	**Fuel Related Charge**	51.5000		$2.0673		
		36.2500		$1.4551		
	Cost of Fuel ($/MT) - Coal + Freight	$111.5000		$4.4758		
	Cost of Fuel ($/MMBTU)	$4.4758			Depends on Fuel Supply contract	TBA
	FCDC (Fuel Cost Determination Factor)	9,805.5978			Fuel Cost Determination Factor, based on Heat Rate @ Dispatch	
	Heat Rate (HR) @ Base Load	9800			As per PPOA	
	FRC (cents/KWH)	4.0975			= Cost of Fuel x Fuel Cost Determination Factor / 10,000	
		4.3888		$4.3863 if HR= 9800		
B	**Variable Operation & Maintenace Cost**					
	Variable Operation & Maintenance Charge (Jan 1, 19	0.4190			Valor Base para Jan 1, 1995.	
	US-CPI FY 1993	142.5250			US CPI for Fiscal Year ending June 30, 1993	
	US-CPI Prior Year	253.2683			US CPI for Fiscal Year ending June 30, preceding year	
1	Variable Operation & Maintenance Charge (cents/KW	0.7446			=0.00419 * USCPI relevant year/USCPI 1993	
C	Energy Purchase Price ($/kwh)	4.8421		5.1309		
	Energy Charge ($)			**$12,800,186.11**		
Capacidad	Capacity Payment					
	Dependable Capacity (DC)	454,300	KW		A ser determinado durante las pruebas	PPOA
	Demand Charge (DC)	22.9300			De acuerdo con la sección 11.b.(1), según enmendada, calc. En langaf600.xls calculado al treasury rate= 4.888% plus 40 basis points = 5.288%	
	Fixed Operation & Maintenance Charge					
	Fixed Operation & Maintenance Charge (Jan 1, 1994)	3.8400				
	US CPI FY 1993	142.5250			US CPI for Fiscal Year ending June 30, 1993	
	US CPI Year	253.2683			US CPI for Fiscal Year ending June 30, preceding year	
	Fixed Operation & Maintenance Charge ($/KW)	6.8237			=3.84 * USCPI relevant year/USCPI 1993	
	Capacity Purchase Price (CPP)	29.7537		$29.7537 Check		Planif. Generación
	CPP ajustado por FMAF	29.7537				
	Equivalent Availability Factor (EAF)	85.5				
	Downward Adjustment	6.2500				
	CPP Ajustado por EAF (Downward Adjustment)	27.8941				
	Capacity Payment (CP)			**$12,672,286.79**		
11.1.©	**Start Up Payment**					
	Cost per Cold Start ($CS)	$0.00				
	Number of Cold Starts	0				
	Cost per Warm Start ($WS)	$0.00				
	Number of Warm Starts	0				
	Cost per Hot Start ($HS)	$0.00				
	Number of Hot Starts	0				
	Total Payment:			**$25,472,472.90**		

661	466,368.0	12,068	1	12,068	92820	###	454,300.0	2	1.00000000	1	454300.0000
662	468,224.0	13,924	1	13,924	92820	###	454,300.0	2	1.00000000	1	454300.0000
663	468,160.0	13,860	1	13,860	92820	###	454,300.0	2	1.00000000	1	454300.0000
664	464,384.0	10,084	1	10,084	92820	###	454,300.0	2	1.00000000	1	454300.0000
665	464,384.0	10,084	1	10,084	92820	###	454,300.0	2	1.00000000	1	454300.0000
666	466,816.0	12,516	1	12,516	92820	###	454,300.0	2	1.00000000	1	454300.0000
667	466,688.0	12,388	1	12,388	92820	###	454,300.0	2	1.00000000	1	454300.0000
668	467,328.0	13,028	1	13,028	92820	###	454,300.0	2	1.00000000	1	454300.0000
669	467,968.0	13,668	1	13,668	92820	###	454,300.0	2	1.00000000	1	454300.0000
670	467,392.0	13,092	1	13,092	92820	###	454,300.0	2	1.00000000	1	454300.0000
671	467,648.0	13,348	1	13,348	92820	###	454,300.0	2	1.00000000	1	454300.0000
672	468,416.0	14,116	1	14,116	92820	###	454,300.0	2	1.00000000	1	454300.0000
673	468,480.0	14,180	1	14,180	92920	100	454,300.0	2	1.00000000	1	454300.0000
674	465,792.0	11,492	1	11,492	92920	200	454,300.0	2	1.00000000	1	454300.0000
675	417,408.0	0	0	0	92920	300	417,408.0	2	0.91879375	1	417408.0000
676	392,448.0	0	0	0	92920	400	392,448.0	2	0.86385208	1.016	398727.1680
677	393,088.0	0	0	0	92920	500	393,088.0	2	0.86526084	1.016	399377.4080
678	406,016.0	0	0	0	92920	600	406,016.0	2	0.89371781	1.016	412512.2560
679	431,168.0	0	0	0	92920	700	431,168.0	2	0.94908210	1	431168.0000
680	434,304.0	0	0	0	92920	800	434,304.0	2	0.95598503	1	434304.0000
681	457,088.0	2,788	1	2,788	92920	900	454,300.0	2	1.00000000	1	454300.0000
682	462,272.0	7,972	1	7,972	92920	###	454,300.0	2	1.00000000	1	454300.0000

Horas Pre			NEO Kilos	KW Instantaneo Según Medidor UNIT 1	**Available Capacity** Disponible para Unidad 1	KW Promedio Ajustado a 227,150	**Penalidades**	Available Capacity Unit 1 - KW	Derating/Outage Unit 1 - KW	Derated Hours Unit 1	Outage Hours	Unit 1 Stand-Flag	Unit 1 MDH Hours	Unit 1 SMDH Hours	Force Mayeure Flag	Equivalent Force Mayeure Hours		KW Instantaneo Según Medidor UNIT 2	**Available Capacity** Disponible para Unidad 2	KW Promedio Ajustado a 227,150	**Penalidades**	Available Capacity Unit 2 - KW	Derating/Outage Unit 2 - KW	Derated Hours Unit 2	Outage Hours	Unit 2 Stand-Flag	Unit 2 MDH Hours	Unit 2 SMDH Hours	Force Mayeure Flag	Equivalent Force Mayeure Hours	**Facility** Available Capacity KW	**Date**		**Facility** Available Capacity MW (Declared)	**Facility** Available Capacity MW (Declared)	KW Promedio Ajustado a 454,300	**Penalidades**	Available Capacity Facility - KW	Derating/Outage Facility - KW	**Equivalent Derated Hours Facility - %**	**Outage** Cantidad de Fallas por Unidad	**Facility** Equivalent Hours	**Facility** Equivalent Hours
1	90120	100	223,298	223,298.0	223.30	223,298		223,298	3,864.00	1.70%	0	0	0.00	0.00	0	0.00%	90120	100	0.0	0.00	0		0	227,150.00	100.00%	1	0	0.00	1.00	1	0	0.00%	223,298	90120	100	223,300	223,300	223,300		223,300	231,000.00	50.89%	0	0	0
2	90120	200	223,298	223,298.0	223.30	223,298		223,298	3,864.00	1.70%	0	0	0.00	0.00	0	0.00%	90120	200	0.0	0.00	0		0	227,150.00	100.00%	1	0	0.00	1.00	2	0	0.00%	223,298	90120	200	223,300	223,300	223,300		223,300	231,000.00	50.89%	0	0	0
3	90120	300	222,720	222,720.0	222.72	222,720		222,720	4,430.00	1.95%	0	0	0.00	0.00	0	0.00%	90120	300	0.0	0.00	0		0	227,150.00	100.00%	1	0	0.00	1.00	3	0	0.00%	222,720	90120	300	222,700	222,700	222,700		222,700	231,600.00	50.98%	0	0	0

Exhibit A - Enmienda
Overhaul Hours greater than 438 allowed as Major Overhaul Hours

Example 1

Month	# dias	PH	Accum. PH 12 Months	OH	Accum. OH 12 Months	Accum. AH 12 Months	Derated Capacity (MW)	Derated Hours	EDH	Accum. EDH 12 Months	Overhaul Hours	Unit 1 EMOH	Unit 2 EMOH	Accumulative EMOH	EFMH	Accum. EFMH 12 Months
Nov-02	2	48	48	0	0	48	-	-	0.0	0.0	0.0	0.0	0.0	0.0	0	0
Dec-02	31	744	792	0	0	792	-	-	49.8	49.8	0.0	0.0	0.0	0.0	0	0
Jan-03	31	744	1,536	0	0	1,536	-	-	96.5	146.3	0.0	0.0	0.0	0.0	0	0
Feb-03	28	672	2,208	36	36	2,172	-	-	24.4	170.7	0.0	0.0	0.0	0.0	0	0
Mar-03	31	744	2,952	0	36	2,916	-	-	179.1	349.8	0.0	0.0	0.0	0.0	0	0
Apr-03	30	720	3,672	0	36	3,636	-	-	17.1	366.9	0.0	0.0	0.0	0.0	0	0
May-03	31	744	4,416	11	47	4,369	-	-	208.7	575.6	0.0	0.0	0.0	0.0	0	0
Jun-03	30	720	5,136	2	49	5,087	-	-	360.4	936.0	0.0	0.0	0.0	0.0	0	0
Jul-03	31	744	5,880	0	49	5,831	-	-	159.9	1095.9	0.0	0.0	0.0	0.0	0	0
Aug-03	31	744	6,624	2	51	6,573	-	-	64.6	1160.5	0.0	0.0	0.0	0.0	0	0
Sep-03	30	720	7,344	0	51	7,293	-	-	160.9	1321.4	0.0	0.0	0.0	0.0	0	0
Oct-03	31	744	8,088	1	52	8,036	-	-	42.9	1364.3	0.0	0.0	0.0	0.0	0	0
Nov-03	30	501	8,541	0	52	8,489	-	-	66.5	1430.8	550.0	0.0	219.0	219.0	0	0
Dec-03	31	744	8,541	0	52	8,489	-	-	70.6	1451.6	123.0	0.0	0.0	0.0	0	0
Jan-04	31	744	8,541	0	52	8,489	-	-	163.9	1518.9	0.0	0.0	0.0	0.0	0	0
Feb-04	29	696	8,565	0	16	8,549	-	-	13.7	1508.2	0.0	0.0	0.0	0.0	0	0
Mar-04	31	744	8,565	0	16	8,549	-	-	0.0	1329.1	0.0	0.0	0.0	0.0	0	0
Apr-04	30	720	8,565	0	16	8,549	-	-	0.7	1312.7	0.0	0.0	0.0	0.0	0	0
May-04	31	744	8,565	0	5	8,560	-	-	0.0	1104.0	0.0	0.0	0.0	0.0	0	0
Jun-04	30	720	8,565	0	3	8,562	-	-	146.7	890.3	0.0	0.0	0.0	0.0	0	0
Jul-04	31	744	8,565	0	3	8,562	-	-	58.8	789.2	0.0	0.0	0.0	0.0	0	0
Aug-04	31	744	8,565	0	1	8,564	-	-	62.7	787.3	0.0	0.0	0.0	0.0	0	0
Sep-04	30	720	8,565	7	8	8,557	-	-	2.8	629.2	0.0	0.0	0.0	0.0	0	0
Oct-04	31	744	8,565	0	7	8,558	-	-	103.8	690.1	0.0	0.0	0.0	0.0	0	0
Nov-04	30	720	8,784	0	7	8,777	-	-	2.7	626.3	0.0	0.0	0.0	0.0	0	0
Dec-04	31	744	8,784	0	7	8,777	-	-	5.2	560.9	0.0	0.0	0.0	0.0	0	0
Jan-05	31	744	8,784	0	7	8,777	-	-	51.5	448.6	0.0	0.0	0.0	0.0	0	0
Feb-05	28	672	8,760	14	21	8,739	-	-	70.0	504.9	0.0	0.0	0.0	0.0	0	0
Mar-05	31	744	8,760	0	21	8,739	-	-	1.8	506.7	0.0	0.0	0.0	0.0	0	0
Apr-05	30	720	8,760	0	21	8,739	-	-	179.5	685.5	0.0	0.0	0.0	0.0	0	0
May-05	31	744	8,760	13	34	8,726	-	-	239.3	924.8	0.0	0.0	0.0	0.0	0	0
Jun-05	30	720	8,760	0	34	8,726	-	-	55.9	834.0	0.0	0.0	0.0	0.0	0	0
Jul-05	31	744	8,760	0	34	8,726	-	-	24.8	800.0	0.0	0.0	0.0	0.0	0	0
Aug-05	31	744	8,760	0	34	8,726	-	-	65.3	802.6	0.0	0.0	0.0	0.0	0	0
Sep-05	30	720	8,760	3	30	8,730	-	-	54.3	854.1	0.0	0.0	0.0	0.0	0	0
Oct-05	31	541	8,557	0	30	8,527	-	-	15.3	765.6	406.0	203.0	0.0	203.0	0	0
Nov-05	30	704	8,541	0	30	8,511	-	-	26.0	788.9	45.0	16.0	0.0	16.0	0	0
Dec-05	31	744	8,541	0	30	8,511	-	-	32.0	815.7	0.0	0.0	0.0	0.0	0	0
Jan-06	31	744	8,541	0	30	8,511	-	-	0.2	764.4	0.0	0.0	0.0	0.0	0	0
Feb-06	28	672	8,541	0	16	8,525	-	-	0.0	694.4	0.0	0.0	0.0	0.0	0	0
Mar-06	31	744	8,541	0	16	8,525	-	-	36.9	729.5	0.0	0.0	0.0	0.0	0	0
Apr-06	30	720	8,541	11	27	8,514	-	-	246.9	796.9	0.0	0.0	0.0	0.0	0	0
May-06	31	744	8,541	0	14	8,527	-	-	3.6	561.2	0.0	0.0	0.0	0.0	0	0
Jun-06	30	720	8,541	0	14	8,527	-	-	37.5	542.8	0.0	0.0	0.0	0.0	0	0
Jul-06	31	744	8,541	0	14	8,527	-	-	22.0	540.0	0.0	0.0	0.0	0.0	0	0
Aug-06	31	744	8,541	0	14	8,527	-	-	0.0	474.7	0.0	0.0	0.0	0.0	0	0
Sep-06	30	720	8,541	0	11	8,530	-	-	1.1	421.5	0.0	0.0	0.0	0.0	0	0
Oct-06	31	744	8,744	0	11	8,733	-	-	209.0	615.2	0.0	0.0	0.0	0.0	0	0
Nov-06	30	720	8,760	0	11	8,749	-	-	85.2	674.4	0.0	0.0	0.0	0.0	0	0
Dec-06	31	744	8,760	0	11	8,749	-	-	16.3	658.7	0.0	0.0	0.0	0.0	0	0
Jan-07	31	744	8,760	0	11	8,749	-	-	77.7	736.2	0.0	0.0	0.0	0.0	0	0
Feb-07	28	672	8,760	0	11	8,749	-	-	88.5	824.7	0.0	0.0	0.0	0.0	0	0
Mar-07	31	744	8,760	0	11	8,749	-	-	1.0	788.8	0.0	0.0	0.0	0.0	0	0
Apr-07	30	720	8,760	0	0	8,760	-	-	1.2	543.1	0.0	0.0	0.0	0.0	0	0
May-07	31	744	8,760	0	0	8,760	-	-	147.6	687.1	0.0	0.0	0.0	0.0	0	0
Jun-07	30	720	8,760	0	0	8,760	-	-	68.3	717.9	0.0	0.0	0.0	0.0	0	0
Jul-07	31	744	8,760	0	0	8,760	-	-	1.5	697.4	0.0	0.0	0.0	0.0	0	0
Aug-07	31	744	8,760	0	0	8,760	-	-	17.7	715.1	0.0	0.0	0.0	0.0	0	0
Sep-07	30	720	8,760	0	0	8,760	-	-	40.4	754.4	0.0	0.0	0.0	0.0	0	0
Oct-07	31	744	8,760	0	0	8,760	-	-	44.2	589.6	0.0	0.0	0.0	0.0	0	0
Nov-07	30	720	8,760	0	0	8,760	-	-	166.7	671.1	0.0	0.0	0.0	0.0	0	0
Dec-07	31	744	8,760	4	4	8,756	-	-	50.2	705.0	0.0	0.0	0.0	0.0	0	0
Jan-08	31	744	8,760	0	4	8,756	-	-	3.0	630.3	0.0	0.0	0.0	0.0	0	0
Feb-08	29	696	8,784	0	4	8,780	-	-	4.3	546.1	0.0	0.0	0.0	0.0	0	0
Mar-08	31	744	8,784	0	4	8,780	-	-	74.3	619.4	0.0	0.0	0.0	0.0	0	0
Apr-08	30	720	8,784	0	4	8,780	-	-	0.6	618.8	0.0	0.0	0.0	0.0	0	0
May-08	31	744	8,784	0	4	8,780	-	-	61.1	532.3	0.0	0.0	0.0	0.0	0	0
Jun-08	30	523	8,587	0	4	8,583	-	-	11.0	475.0	395.0	0.0	197.5	197.5	0	0
Jul-08	31	723	8,565	0	4	8,561	-	-	142.6	616.1	289.0	0.0	21.5	21.5	0	0
Aug-08	31	744	8,565	0	4	8,561	-	-	15.1	613.5	0.0	0.0	0.0	0.0	0	0
Sep-08	30	720	8,565	0	4	8,561	-	-	28.7	601.8	0.0	0.0	0.0	0.0	0	0
Oct-08	31	744	8,565	0	4	8,561	-	-	10.1	567.7	0.0	0.0	0.0	0.0	0	0
Nov-08	30	720	8,565	95	99	8,466	-	-	178.3	579.3	0.0	0.0	0.0	0.0	0	0
Dec-08	31	744	8,565	0	95	8,470	-	-	5.2	534.3	0.0	0.0	0.0	0.0	0	0
Jan-09	31	744	8,565	0	95	8,470	-	-	1.3	532.6	0.0	0.0	0.0	0.0	0	0
Feb-09	28	672	8,541	0	95	8,446	-	-	108.6	636.9	0.0	0.0	0.0	0.0	0	0
Mar-09	31	744	8,541	0	95	8,446	-	-	112.5	675.1	0.0	0.0	0.0	0.0	0	0
Apr-09	30	720	8,541	3	98	8,443	-	-	146.0	820.5	0.0	0.0	0.0	0.0	0	0

Coal Price

		104.06	
		88.83	
(i)	Cost of Fuel ($/MT) - Coal + Freight	**$127.33**	DEQ
		104.1	
(ii)	Cost of Fuel ($/MMBtu)	**$5.1112**	
	Transition Cost	**$4.1787**	
(iii)	Emergency Purchase Coal Price ($/MT)	**$81.25**	DEQ
		$3.2615	
	Emergency Purchase Coal Price ($/MT)	**$123.98**	DEQ
(iv)		**$4.9767**	
(v)			
(iv)			

	Hora	Fecha
1	100	90120
2	200	90120
3	300	90120
4	400	90120
5	500	90120
6	600	90120
7	700	90120
8	800	90120
9	900	90120
10	1000	90120
11	1100	90120
12	1200	90120
13	1300	90120
14	1400	90120
15	1500	90120
16	1600	90120
17	1700	90120
18	1800	90120
19	1900	90120
20	2000	90120
21	2100	90120
22	2200	90120
23	2300	90120
24	2400	90120
25	100	90220
26	200	90220
27	300	90220
28	400	90220
29	500	90220
30	600	90220
31	700	90220
32	800	90220
33	900	90220
34	1000	90220

Anejo D

Demand Charge as Provided in Article 11.1 (b)(1)
Following Procedure Described on Exhibit J of the
Power Purchase and Operating Agreement
Calculated Using the 10-year Treasury Rate of 4.888%

Year	Demand Charge* ($/KW - Month)
1	18.84
2	19.06
3	19.29
4	19.51
5	19.74
6	19.97
7	20.20
8	20.44
9	20.67
10	20.92
11	21.16
12	21.41
13	21.65
14	21.91
15	22.15
16	22.41
17	22.67
18	22.93
19	17.28
20	17.55
21	13.53
22	13.66
23	13.80
24	13.94
25	14.08

***** The following Demand Charges apply for the remaining of the Term.

Hoja de trabajo para calcular el Factor de Ajuste por Fuerza Mayor (FMAF)
(Datos utilizados sólo si es declarada una Fuerza Mayor.)

CPP =	29.7537	Capacity Purchase Price ($/kW-month)
EFMH =	0	Equivalent Force Majeure Hours
DC =	454,300	Dependable Capacity (kW)
BPH =	720	Billing Period Hours
FMACP=	$13,517,105.91	CPP x (BHP -EFMH) x DC/BHP
FMACP=	**$29.7537**	**per kW**

AES Puerto Rico, L.P.
Additional Energy Sales Agreement Invoice Verification Sheet
Input Page

Meter Reading Data	**September-20**	
Date of Reading	9/30/2020	
Date of Last Reading	8/31/2020	
Billing Period	215	A
Days in Billing Period	30	

Energy Payment

Energy Above Dependable Capacity (kWh)	4,734,836.00	
Cost of Fuel ($/MMBtu)	4.3180	Calculated on Cost of Fuel
Fuel Cost Determination Factor (FCDF)	9,800.0	
Fuel Related Charge (FRC) in ¢/kWh	4.2316	Calculated on FACT
Variable O&M (VO&M) in ¢/kWh	0.7446	Calculated on FACT
Energy Purchase Price (EPP) in ¢/kWh	4.9762	
Energy Payment (EP) in US$	$235,616.80	

Additional Sales Surcharge

Additional Sales Surcharge in $/kW	0.0460
Capacity Payment (CP) in US$	$217,802.46

Total Payment in US$: $453,419.26

Payment Due Date: 16-Nov-2020

Preparado por y Certificado Correcto:

Roberto Rivera Medina, Ingeniero Gerencial
Departamento Sistemas de Generación

Miguel Irizarry Silvestrini, Superintendente
Generación y Proyectos de Energía Renovable

Aprobado:

Alfonso Baretty Huertas, Director Interino
Planificación y Protección Ambiental

		Delivery Number	Customs Bond Renewal	Customs Broker Fees	Bunker Price Adjustment	Total
1		492		$ 550.00	($40,944.63)	($40,394.63)
2		493		$ 550.00	($40,579.48)	($40,029.48)
3		494		$ 550.00	($37,236.44)	($36,686.44)
4		495		$ 550.00	($36,621.48)	($36,071.48)
5		496		$ 550.00	($34,830.84)	($34,280.84)
6		497		$ 550.00	($35,000.59)	($34,450.59)
7		498		$ 550.00	($33,587.78)	($33,037.78)
8		499		$ 550.00	($33,047.50)	($32,497.50)
9		500		$ 550.00	($33,221.32)	($32,671.32)
10		501		$ 550.00	($34,892.96)	($34,342.96)
11		502		$ 550.00	($36,008.02)	($35,458.02)
	11	**Shipments**	$ -	$ 6,050.00	###########	##########

AES Puerto Rico, L.P.
Hoja de Trabajo para Calcular Factura
Input Page

Meter Reading Data	**October-20**	
Date of Reading	10/31/2020	Data Input
Date of Last Reading	9/30/2020	Data Input
Billing Period	216	Reference
Days in Billing Period	31	Reference
Capacity Factor	88.8%	Reference

Energy Payment

Net Electrical Output (NEO) in kWh	300,249,402.00	Data Input
NEO Flag	OK	Verifica el NEO Input vs NEO calculado en FCDF.
Sum of Available Capacities	300,254,100	From OH&EDH&MOH&FMH
Cost of Fuel ($/MMBtu)	4.3183	Calculated on Cost of Fuel
Fuel Cost Determination Factor (FCDF)	9,800.0	Calculated on FCDF based on hourly data input.
Fuel Related Charge (FRC) in ¢/kWh	4.2248	Calculated on FACT
Variable O&M (VO&M) in ¢/kWh	0.7446	Calculated on FACT
Energy Purchase Price (EPP) in ¢/kWh	4.9694	
Energy Payment (EP) in US$	$14,920,593.78	Calculated on FACT

Capacity Payment

Dependable Capacity (DC)	454,300	kW	
Equivalent Availability (EA)	85.3	Calculated on EA/Se entra en Input	88.83%
Downward Adjustment	6.5500	Calculated on FACT	
Demand Charge (DC) in $/kW-month	22.9300	Calculated on FACT	
Fixed O&M (FO&M) in $/kW-month	6.8237	Calculated on FACT	
Capacity Purchase Price (CPP) in $/kW-month	$29.7537	Calculated on FACT	
CPP ajustado por FMAF	$29.7537	Calculated on FACT	
CPP Ajustado por EAF (Downward Adjustment)	$27.8048		
Capacity Payment (CP) in US$	$12,631,735.47	Calculated on FACT	

Start-up Payment

Number of Cold Starts	0	Data Input
Number of Warm Starts	0	Data Input
Number of Hot Starts	0	Data Input
Applicable Demand Charge	0	Data Input
Start up Payment in US$	$0.00	Calculated on FACT

Miscellaneous Coal Charges	$0.00	Data Input
Total Payment in US$:	$27,552,329.25	Calculated on FACT
Payment Due Date:	17-Dec-2020	

Preparado por y Cotejado:

Roberto Rivera Medina, Ingeniero Gerencial
Departamento Sistemas de Generación

Miguel Irizarry Silvestrini, Superintendente
Generación y Proyectos de Energía Renovable

Aprobado por:

Alfonso Baretty Huertas, Director Interino
Planificación y Protección Ambiental

Modelo Hoja de Trabajo para Calcular Factura (Revisado 3/19/2003)
Datos utilizados son solamente para propositos de ilustración.

AES Puerto Rico Bill			October-20			Definition	
	Date of Reading		10/31/2020				Medición Remota
	Date of Last Reading		9/30/2020				Medición Remota
	Days in Billing Period		31				Medición Remota
	Capacity Factor		88.8%				Basado en Available Capacity
Meter Reading	Net Electrical Output (NEO)		300,249,402.00	KWH			Medición Remota
			102.0000		$4.0944 for 2015		
			106.0000		$4.2550 for 2016-17		
			127.3300		$5.1112		
			104.0600		###############		
			88.8300		$3.5658		
			66.7000		$2.6774		
			66.1599		$2.6557		
			65.5500		$2.6313		
			52.2800		$2.0986		
Energía	Energy Payment		52.0200		$2.0882	=Fuel Related Charge + VO&M Charge	
			51.7600		$2.0777		
A	**Fuel Related Charge**		51.5000		$2.0673		
			36.2500		$1.4551		
	Cost of Fuel ($/MT) - Coal + Freight		$111.5000		$4.4758		
	Cost of Fuel ($/MMBTU)		$4.4758			Depends on Fuel Supply contract	TBA
	FCDC (Fuel Cost Determination Factor)		9,800.0000			Fuel Cost Determination Factor, based on Heat Rate @ Dispatch	
	Heat Rate (HR) @ Base Load		9800			As per PPOA	
	FRC (cents/KWH)		4.2248			= Cost of Fuel x Fuel Cost Determination Factor / 10,000	
			4.3863		$4.3863 if HR= 9800		
B	**Variable Operation & Maintenace Cost**						
	Variable Operation & Maintenance Charge (Jan 1, 19		0.4190			Valor Base para Jan 1, 1995.	
	US-CPI FY 1993		142.5250			US CPI for Fiscal Year ending June 30, 1993	
	US-CPI Prior Year		253.2683			US CPI for Fiscal Year ending June 30, preceding year	
1	Variable Operation & Maintenance Charge (cents/KW		0.7446			=0.00419 * USCPI relevant year/USCPI 1993	
C	Energy Purchase Price ($/kwh)		4.9694		5.1309		
	Energy Charge ($)				**$14,920,593.78**		
Capacidad	Capacity Payment						
	Dependable Capacity (DC)		454,300	KW		A ser determinado durante las pruebas	PPOA
	Demand Charge (DC)		22.9300			De acuerdo con la sección 11.b.(1), según enmendada, calc. En langaf600.xls calculado al treasury rate= 4.888% plus 40 basis points = 5.288%	
	Fixed Operation & Maintenance Charge						
	Fixed Operation & Maintenance Charge (Jan 1, 1994)		3.8400				
	US CPI FY 1993		142.5250			US CPI for Fiscal Year ending June 30, 1993	
	US CPI Year		253.2683			US CPI for Fiscal Year ending June 30, preceding year	
	Fixed Operation & Maintenance Charge ($/KW)		6.8237			=3.84 * USCPI relevant year/USCPI 1993	
	Capacity Purchase Price (CPP)		29.7537		$29.7537 Check		Planif. Generación
	CPP ajustado por FMAF		29.7537				
	Equivalent Availability Factor (EAF)		85.3				
	Downward Adjustment		6.5500				
	CPP Ajustado por EAF (Downward Adjustment)		27.8048				
	Capacity Payment (CP)				**$12,631,735.47**		
11.1.©	**Start Up Payment**						
	Cost per Cold Start ($CS)		$0.00				
	Number of Cold Starts		0				
	Cost per Warm Start ($WS)		$0.00				
	Number of Warm Starts		0				
	Cost per Hot Start ($HS)		$0.00				
	Number of Hot Starts		0				
	Total Payment:				**$27,552,329.25**		

661	452,336.0	0	0	0	102820	###	452,336.0	2		1.00007959	1	452336.0000
662	455,592.0	1,292	1	1,292	102820	###	454,300.0	2		1.00000000	1	454300.0000
663	457,128.0	2,828	1	2,828	102820	###	454,300.0	2		1.00000000	1	454300.0000
664	457,992.0	3,692	1	3,692	102820	###	454,300.0	2		1.00000000	1	454300.0000
665	459,168.0	4,868	1	4,868	102820	###	454,300.0	2		1.00000000	1	454300.0000
666	460,664.0	6,364	1	6,364	102820	###	454,300.0	2		1.00000000	1	454300.0000
667	461,032.0	6,732	1	6,732	102820	###	454,300.0	2		1.00000000	1	454300.0000
668	460,824.0	6,524	1	6,524	102820	###	454,300.0	2		1.00000000	1	454300.0000
669	460,656.0	6,356	1	6,356	102820	###	454,300.0	2		1.00000000	1	454300.0000
670	460,776.0	6,476	1	6,476	102820	###	454,300.0	2		1.00000000	1	454300.0000
671	461,400.0	7,100	1	7,100	102820	###	454,300.0	2		1.00000000	1	454300.0000
672	461,056.0	6,756	1	6,756	102820	###	454,300.0	2		1.00000000	1	454300.0000
673	461,176.0	6,876	1	6,876	102920	100	454,300.0	2		1.00000000	1	454300.0000
674	460,552.0	6,252	1	6,252	102920	200	454,300.0	2		1.00000000	1	454300.0000
675	460,528.0	6,228	1	6,228	102920	300	454,300.0	2		1.00000000	1	454300.0000
676	461,648.0	7,348	1	7,348	102920	400	454,300.0	2		1.00000000	1	454300.0000
677	461,880.0	7,580	1	7,580	102920	500	454,300.0	2		1.00000000	1	454300.0000
678	461,864.0	7,564	1	7,564	102920	600	454,300.0	2		1.00000000	1	454300.0000
679	462,016.0	7,716	1	7,716	102920	700	454,300.0	2		1.00000000	1	454300.0000
680	462,072.0	7,772	1	7,772	102920	800	454,300.0	2		1.00000000	1	454300.0000
681	461,544.0	7,244	1	7,244	102920	900	454,300.0	2		1.00000000	1	454300.0000
682	462,040.0	7,740	1	7,740	102920	###	454,300.0	2		1.00000000	1	454300.0000

Horas PH		NEO KWH	kW Instantáneo Según Dashboard NEOSO Unit 1	**Available Capacity** Según Unidad 1 para Unidad 1	KW Promedio Ajustado a 227,330	**Penalidades**	Available Capacity Unit 1 - KW	Derating/Outage Unit 1 - KW	Derated Hours Unit 1	Outage Hours	Unit 1 EMDH Flag	Unit 1 MDH Hours	Unit 1 EMDH Hours	Force Majeure Flag	Equivalent Force Majeure Hours		kW Instantáneo Según Dashboard NEOSO Unit 2	**Available Capacity** Según Unidad 2 para Unidad 2	KW Promedio Ajustado a 227,330	**Penalidades**	Available Capacity Unit 2 - KW	Derating/Outage Unit 2 - KW	Derated Hours Unit 2	Outage Hours	Unit 2 EMDH Flag	Unit 2 MDH Hours	Unit 2 EMDH Hours	Force Majeure Flag	Equivalent Force Majeure Hours	**Facility** Available Capacity KW	**Date**		**Facility** Available Capacity MW (Declared)	**Ajuste** Manual per OCSO	KW Promedio Ajustado a 454,300	**Penalidades**	Available Capacity Facility - KW	Derating/Outage Facility - KW	**Equivalent Derated Hours Facility - h**	**Outage** Equivalent Outage Calculated por suma de las dos mayores	**Facility** EMDH	**Facility** (Equivalent Force Majeure Hours)
1	1001/20	100	454,2566	2229,811.0	218.60	218,000	218,000	0.00	0.00%	0	0	0.00	0.00	0	0.00%	1001/20	103	226,940.0	229.56	226,940	226,940	990.00	0.36%	0	0	0.00	1.00	1	0	0.00%	454,940	1001/20	103	454.300	454,300	454,300	454,300	454,300	0.00	0.00%	0	0	0
2	1001/20	100	454,2156	212,914.0	218.95	218,000	218,000	0.00	0.00%	0	0	0.00	0.00	0	0.00%	1001/20	203	226,940.0	229.56	226,940	226,940	990.00	0.36%	0	0	0.00	1.00	2	0	0.00%	454,940	1001/20	203	454.300	454,300	454,300	454,300	454,300	0.00	0.00%	0	0	0
3	1001/20	100	454,.300	213,079.0	218.99	218,000	218,000	0.00	0.00%	0	0	0.00	0.00	0	0.00%	1001/20	303	227,200.0	227.20	226,000	226,000	0.00	0.00%	0	0	0.00	1.00	3	0	0.00%	454,000	1001/20	303	454.300	454,300	454,300	454,300	454,300	0.00	0.00%	0	0	0

Exhibit A - Enmienda
Overhaul Hours greater than 438 allowed as Major Overhaul Hours

Example 1

Month	# dias	PH	Accum. PH 12 Months	OH	Accum. OH 12 Months	Accum. AH 12 Months	Derated Capacity (MW)	Derated Hours	EDH	Accum. EDH 12 Months	Overhaul Hours	Unit 1 EMOH	Unit 2 EMOH	Accumulative EMOH	EFMH	Accum. EFMH 12 Months
Nov-02	2	48	48	0	0	48	-	-	0.0	0.0	0.0	0.0	0.0	0.0	0	0
Dec-02	31	744	792	0	0	792	-	-	49.8	49.8	0.0	0.0	0.0	0.0	0	0
Jan-03	31	744	1,536	0	0	1,536	-	-	96.5	146.3	0.0	0.0	0.0	0.0	0	0
Feb-03	28	672	2,208	36	36	2,172	-	-	24.4	170.7	0.0	0.0	0.0	0.0	0	0
Mar-03	31	744	2,952	0	36	2,916	-	-	179.1	349.8	0.0	0.0	0.0	0.0	0	0
Apr-03	30	720	3,672	0	36	3,636	-	-	17.1	366.9	0.0	0.0	0.0	0.0	0	0
May-03	31	744	4,416	11	47	4,369	-	-	208.7	575.6	0.0	0.0	0.0	0.0	0	0
Jun-03	30	720	5,136	2	49	5,087	-	-	360.4	936.0	0.0	0.0	0.0	0.0	0	0
Jul-03	31	744	5,880	0	49	5,831	-	-	159.9	1095.9	0.0	0.0	0.0	0.0	0	0
Aug-03	31	744	6,624	2	51	6,573	-	-	64.6	1160.5	0.0	0.0	0.0	0.0	0	0
Sep-03	30	720	7,344	0	51	7,293	-	-	160.9	1321.4	0.0	0.0	0.0	0.0	0	0
Oct-03	31	744	8,088	1	52	8,036	-	-	42.9	1364.3	0.0	0.0	0.0	0.0	0	0
Nov-03	30	501	8,541	0	52	8,489	-	-	66.5	1430.8	550.0	0.0	219.0	219.0	0	0
Dec-03	31	744	8,541	0	52	8,489	-	-	70.6	1451.6	123.0	0.0	0.0	0.0	0	0
Jan-04	31	744	8,541	0	52	8,489	-	-	163.9	1518.9	0.0	0.0	0.0	0.0	0	0
Feb-04	29	696	8,565	0	16	8,549	-	-	13.7	1508.2	0.0	0.0	0.0	0.0	0	0
Mar-04	31	744	8,565	0	16	8,549	-	-	0.0	1329.1	0.0	0.0	0.0	0.0	0	0
Apr-04	30	720	8,565	0	16	8,549	-	-	0.7	1312.7	0.0	0.0	0.0	0.0	0	0
May-04	31	744	8,565	0	5	8,560	-	-	0.0	1104.0	0.0	0.0	0.0	0.0	0	0
Jun-04	30	720	8,565	0	3	8,562	-	-	146.7	890.3	0.0	0.0	0.0	0.0	0	0
Jul-04	31	744	8,565	0	3	8,562	-	-	58.8	789.2	0.0	0.0	0.0	0.0	0	0
Aug-04	31	744	8,565	0	1	8,564	-	-	62.7	787.3	0.0	0.0	0.0	0.0	0	0
Sep-04	30	720	8,565	7	8	8,557	-	-	2.8	629.2	0.0	0.0	0.0	0.0	0	0
Oct-04	31	744	8,565	0	7	8,558	-	-	103.8	690.1	0.0	0.0	0.0	0.0	0	0
Nov-04	30	720	8,784	0	7	8,777	-	-	2.7	626.3	0.0	0.0	0.0	0.0	0	0
Dec-04	31	744	8,784	0	7	8,777	-	-	5.2	560.9	0.0	0.0	0.0	0.0	0	0
Jan-05	31	744	8,784	0	7	8,777	-	-	51.5	448.6	0.0	0.0	0.0	0.0	0	0
Feb-05	28	672	8,760	14	21	8,739	-	-	70.0	504.9	0.0	0.0	0.0	0.0	0	0
Mar-05	31	744	8,760	0	21	8,739	-	-	1.8	506.7	0.0	0.0	0.0	0.0	0	0
Apr-05	30	720	8,760	0	21	8,739	-	-	179.5	685.5	0.0	0.0	0.0	0.0	0	0
May-05	31	744	8,760	13	34	8,726	-	-	239.3	924.8	0.0	0.0	0.0	0.0	0	0
Jun-05	30	720	8,760	0	34	8,726	-	-	55.9	834.0	0.0	0.0	0.0	0.0	0	0
Jul-05	31	744	8,760	0	34	8,726	-	-	24.8	800.0	0.0	0.0	0.0	0.0	0	0
Aug-05	31	744	8,760	0	34	8,726	-	-	65.3	802.6	0.0	0.0	0.0	0.0	0	0
Sep-05	30	720	8,760	3	30	8,730	-	-	54.3	854.1	0.0	0.0	0.0	0.0	0	0
Oct-05	31	541	8,557	0	30	8,527	-	-	15.3	765.6	406.0	203.0	0.0	203.0	0	0
Nov-05	30	704	8,541	0	30	8,511	-	-	26.0	788.9	45.0	16.0	0.0	16.0	0	0
Dec-05	31	744	8,541	0	30	8,511	-	-	32.0	815.7	0.0	0.0	0.0	0.0	0	0
Jan-06	31	744	8,541	0	30	8,511	-	-	0.2	764.4	0.0	0.0	0.0	0.0	0	0
Feb-06	28	672	8,541	0	16	8,525	-	-	0.0	694.4	0.0	0.0	0.0	0.0	0	0
Mar-06	31	744	8,541	0	16	8,525	-	-	36.9	729.5	0.0	0.0	0.0	0.0	0	0
Apr-06	30	720	8,541	11	27	8,514	-	-	246.9	796.9	0.0	0.0	0.0	0.0	0	0
May-06	31	744	8,541	0	14	8,527	-	-	3.6	561.2	0.0	0.0	0.0	0.0	0	0
Jun-06	30	720	8,541	0	14	8,527	-	-	37.5	542.8	0.0	0.0	0.0	0.0	0	0
Jul-06	31	744	8,541	0	14	8,527	-	-	22.0	540.0	0.0	0.0	0.0	0.0	0	0
Aug-06	31	744	8,541	0	14	8,527	-	-	0.0	474.7	0.0	0.0	0.0	0.0	0	0
Sep-06	30	720	8,541	0	11	8,530	-	-	1.1	421.5	0.0	0.0	0.0	0.0	0	0
Oct-06	31	744	8,744	0	11	8,733	-	-	209.0	615.2	0.0	0.0	0.0	0.0	0	0
Nov-06	30	720	8,760	0	11	8,749	-	-	85.2	674.4	0.0	0.0	0.0	0.0	0	0
Dec-06	31	744	8,760	0	11	8,749	-	-	16.3	658.7	0.0	0.0	0.0	0.0	0	0
Jan-07	31	744	8,760	0	11	8,749	-	-	77.7	736.2	0.0	0.0	0.0	0.0	0	0
Feb-07	28	672	8,760	0	11	8,749	-	-	88.5	824.7	0.0	0.0	0.0	0.0	0	0
Mar-07	31	744	8,760	0	11	8,749	-	-	1.0	788.8	0.0	0.0	0.0	0.0	0	0
Apr-07	30	720	8,760	0	0	8,760	-	-	1.2	543.1	0.0	0.0	0.0	0.0	0	0
May-07	31	744	8,760	0	0	8,760	-	-	147.6	687.1	0.0	0.0	0.0	0.0	0	0
Jun-07	30	720	8,760	0	0	8,760	-	-	68.3	717.9	0.0	0.0	0.0	0.0	0	0
Jul-07	31	744	8,760	0	0	8,760	-	-	1.5	697.4	0.0	0.0	0.0	0.0	0	0
Aug-07	31	744	8,760	0	0	8,760	-	-	17.7	715.1	0.0	0.0	0.0	0.0	0	0
Sep-07	30	720	8,760	0	0	8,760	-	-	40.4	754.4	0.0	0.0	0.0	0.0	0	0
Oct-07	31	744	8,760	0	0	8,760	-	-	44.2	589.6	0.0	0.0	0.0	0.0	0	0
Nov-07	30	720	8,760	0	0	8,760	-	-	166.7	671.1	0.0	0.0	0.0	0.0	0	0
Dec-07	31	744	8,760	4	4	8,756	-	-	50.2	705.0	0.0	0.0	0.0	0.0	0	0
Jan-08	31	744	8,760	0	4	8,756	-	-	3.0	630.3	0.0	0.0	0.0	0.0	0	0
Feb-08	29	696	8,784	0	4	8,780	-	-	4.3	546.1	0.0	0.0	0.0	0.0	0	0
Mar-08	31	744	8,784	0	4	8,780	-	-	74.3	619.4	0.0	0.0	0.0	0.0	0	0
Apr-08	30	720	8,784	0	4	8,780	-	-	0.6	618.8	0.0	0.0	0.0	0.0	0	0
May-08	31	744	8,784	0	4	8,780	-	-	61.1	532.3	0.0	0.0	0.0	0.0	0	0
Jun-08	30	523	8,587	0	4	8,583	-	-	11.0	475.0	395.0	0.0	197.5	197.5	0	0
Jul-08	31	723	8,565	0	4	8,561	-	-	142.6	616.1	289.0	0.0	21.5	21.5	0	0
Aug-08	31	744	8,565	0	4	8,561	-	-	15.1	613.5	0.0	0.0	0.0	0.0	0	0
Sep-08	30	720	8,565	0	4	8,561	-	-	28.7	601.8	0.0	0.0	0.0	0.0	0	0
Oct-08	31	744	8,565	0	4	8,561	-	-	10.1	567.7	0.0	0.0	0.0	0.0	0	0
Nov-08	30	720	8,565	95	99	8,466	-	-	178.3	579.3	0.0	0.0	0.0	0.0	0	0
Dec-08	31	744	8,565	0	95	8,470	-	-	5.2	534.3	0.0	0.0	0.0	0.0	0	0
Jan-09	31	744	8,565	0	95	8,470	-	-	1.3	532.6	0.0	0.0	0.0	0.0	0	0
Feb-09	28	672	8,541	0	95	8,446	-	-	108.6	636.9	0.0	0.0	0.0	0.0	0	0
Mar-09	31	744	8,541	0	95	8,446	-	-	112.5	675.1	0.0	0.0	0.0	0.0	0	0
Apr-09	30	720	8,541	3	98	8,443	-	-	146.0	820.5	0.0	0.0	0.0	0.0	0	0

Coal Price

		104.06	
		88.83	
(i)	Cost of Fuel ($/MT) - Coal + Freight	**$127.33**	DEQ
		106.939	
(ii)	Cost of Fuel ($/MMBtu)	**$5.1112**	
	Transition Cost	**$4.2927**	
(iii)	Emergency Purchase Coal Price ($/MT)	**$81.25**	DEQ
		$3.2615	
	Emergency Purchase Coal Price ($/MT)	**$123.98**	DEQ
(iv)		**$4.9767**	
(v)			
(iv)			

	Hora	Fecha
1	100	100120
2	200	100120
3	300	100120
4	400	100120
5	500	100120
6	600	100120
7	700	100120
8	800	100120
9	900	100120
10	1000	100120
11	1100	100120
12	1200	100120
13	1300	100120
14	1400	100120
15	1500	100120
16	1600	100120
17	1700	100120
18	1800	100120
19	1900	100120
20	2000	100120
21	2100	100120
22	2200	100120
23	2300	100120
24	2400	100120
25	100	100220
26	200	100220
27	300	100220
28	400	100220
29	500	100220
30	600	100220
31	700	100220
32	800	100220
33	900	100220
34	1000	100220

Anejo D

Demand Charge as Provided in Article 11.1 (b)(1)
Following Procedure Described on Exhibit J of the
Power Purchase and Operating Agreement
Calculated Using the 10-year Treasury Rate of 4.888%

Year	Demand Charge* ($/KW - Month)
1	18.84
2	19.06
3	19.29
4	19.51
5	19.74
6	19.97
7	20.20
8	20.44
9	20.67
10	20.92
11	21.16
12	21.41
13	21.65
14	21.91
15	22.15
16	22.41
17	22.67
18	22.93
19	17.28
20	17.55
21	13.53
22	13.66
23	13.80
24	13.94
25	14.08

***** The following Demand Charges apply for the remaining of the Term.

Hoja de trabajo para calcular el Factor de Ajuste por Fuerza Mayor (FMAF)
(Datos utilizados sólo si es declarada una Fuerza Mayor.)

CPP =	29.7537	Capacity Purchase Price ($/kW-month)
EFMH =	0	Equivalent Force Majeure Hours
DC =	454,300	Dependable Capacity (kW)
BPH =	744	Billing Period Hours
FMACP=	$13,517,105.91	CPP x (BHP -EFMH) x DC/BHP
FMACP=	**$29.7537**	**per kW**

AES Puerto Rico, L.P.
Additional Energy Sales Agreement Invoice Verification Sheet
Input Page

Meter Reading Data	**October-20**	
Date of Reading	10/31/2020	
Date of Last Reading	9/30/2020	
Billing Period	216	A
Days in Billing Period	31	

Energy Payment

Energy Above Dependable Capacity (kWh)	3,572,692.00	
Cost of Fuel ($/MMBtu)	4.3183	Calculated on Cost of Fuel
Fuel Cost Determination Factor (FCDF)	9,800.0	
Fuel Related Charge (FRC) in ¢/kWh	4.2319	Calculated on FACT
Variable O&M (VO&M) in ¢/kWh	0.7446	Calculated on FACT
Energy Purchase Price (EPP) in ¢/kWh	4.9765	
Energy Payment (EP) in US$	$177,796.23	

Additional Sales Surcharge

Additional Sales Surcharge in $/kW	0.0460
Capacity Payment (CP) in US$	$164,343.83

Total Payment in US$: $342,140.06

Payment Due Date: 17-Dec-2020

Preparado por y Certificado Correcto:

Roberto Rivera Medina, Ingeniero Gerencial
Departamento Sistemas de Generación

Miguel Irizarry Silvestrini, Superintendente
Generación y Proyectos de Energía Renovable

Aprobado:

Alfonso Baretty Huertas, Director Interino
Planificación y Protección Ambiental

		Delivery Number	Customs Bond Renewal	Customs Broker Fees	Bunker Price Adjustment	Total
1		604		$ 600.00	($15,641.63)	($15,041.63)
2		605		$ 600.00	($16,989.34)	($16,389.34)
3		606		$ 600.00	$0.00	$600.00
4		607		$ 600.00	$0.00	$600.00
5		608		$ 600.00	$0.00	$600.00
6		609		$ 600.00	($9,189.12)	($8,589.12)
7		610		$ 600.00	($8,796.05)	($8,196.05)
8		611		$ 600.00	$0.00	$600.00
9		612		$ -	$0.00	$0.00
10		613		$ 600.00	($2,056.12)	($1,456.12)
11		614		$ 600.00	($1,847.56)	($1,247.56)
	11	**Shipments**	$ -	$ 6,000.00	($54,519.82)	**($48,519.82)**

AES Puerto Rico, L.P.
Hoja de Trabajo para Calcular Factura
Input Page

Meter Reading Data	**November-20**		
Date of Reading	11/30/2020	Data Input	
Date of Last Reading	10/31/2020	Data Input	
Billing Period	217	Reference	
Days in Billing Period	30	Reference	
Capacity Factor	92.4%	Reference	
Energy Payment			
Net Electrical Output (NEO) in kWh	302,091,888.00	Data Input	
NEO Flag	OK	Verifica el NEO Input vs NEO calculado en FCDF.	
Sum of Available Capacities	305,106,700	From OH&EDH&MOH&FMH	
Cost of Fuel ($/MMBtu)	4.3887	Calculated on Cost of Fuel	
Fuel Cost Determination Factor (FCDF)	9,809.5	Calculated on FCDF based on hourly data input.	
Fuel Related Charge (FRC) in ¢/kWh	4.3051	Calculated on FACT	
Variable O&M (VO&M) in ¢/kWh	0.7446	Calculated on FACT	
Energy Purchase Price (EPP) in ¢/kWh	5.0497		
Energy Payment (EP) in US$	$15,254,734.07	Calculated on FACT	
Capacity Payment			
Dependable Capacity (DC)	454,300	kW	
Equivalent Availability (EA)	85.5	Calculated on EA/Se entra en Input	93.28%
Downward Adjustment	6.2500	Calculated on FACT	
Demand Charge (DC) in $/kW-month	22.5533	Calculated on FACT	
Fixed O&M (FO&M) in $/kW-month	6.8237	Calculated on FACT	
Capacity Purchase Price (CPP) in $/kW-month	$29.3770	Calculated on FACT	
CPP ajustado por FMAF	$29.3770	Calculated on FACT	
CPP Ajustado por EAF (Downward Adjustment)	$27.5410		
Capacity Payment (CP) in US$	$12,511,862.10	Calculated on FACT	
Start-up Payment			
Number of Cold Starts	0	Data Input	
Number of Warm Starts	0	Data Input	
Number of Hot Starts	0	Data Input	
Applicable Demand Charge	0	Data Input	
Start up Payment in US$	$0.00	Calculated on FACT	
Miscellaneous Coal Charges	$0.00	Data Input	
Total Payment in US$:	$27,766,596.17	Calculated on FACT	
Payment Due Date:	16-Jan-2021		

Preparado por y Cotejado:

Roberto Rivera Medina, Ingeniero Gerencial
Departamento Sistemas de Generación

Miguel Irizarry Silvestrini, Superintendente
Generación y Proyectos de Energía Renovable

Aprobado por:

Alfonso Baretty Huertas, Director Interino
Planificación y Protección Ambiental

Modelo Hoja de Trabajo para Calcular Factura (Revisado 3/19/2003)
Datos utilizados son solamente para propositos de ilustración.

AES Puerto Rico Bill		November-20			Definition	
	Date of Reading	11/30/2020				Medición Remota
	Date of Last Reading	10/31/2020				Medición Remota
	Days in Billing Period	30				Medición Remota
	Capacity Factor	92.4%				Basado en Available Capacity
Meter Reading	Net Electrical Output (NEO)	302,091,888.00	KWH			Medición Remota
		102.0000		$4.0944 for 2015		
		106.0000		$4.2550 for 2016-17		
		127.3300		$5.1112		
		104.0600		###############		
		88.8300		$3.5658		
		66.7000		$2.6774		
		66.1599		$2.6557		
		65.5500		$2.6313		
		52.2800		$2.0986		
Energía	Energy Payment	52.0200		$2.0882	=Fuel Related Charge + VO&M Charge	
		51.7600		$2.0777		
A	**Fuel Related Charge**	51.5000		$2.0673		
		36.2500		$1.4551		
	Cost of Fuel ($/MT) - Coal + Freight	$111.5000		$4.4758		
	Cost of Fuel ($/MMBTU)	$4.4758			Depends on Fuel Supply contract	TBA
	FCDC (Fuel Cost Determination Factor)	9,809.4678			Fuel Cost Determination Factor, based on Heat Rate @ Dispatch	
	Heat Rate (HR) @ Base Load	9800			As per PPOA	
	FRC (cents/KWH)	4.3051			= Cost of Fuel x Fuel Cost Determination Factor / 10,000	
		4.3905		$4.3863 if HR= 9800		
B	**Variable Operation & Maintenace Cost**					
	Variable Operation & Maintenance Charge (Jan 1, 19	0.4190			Valor Base para Jan 1, 1995.	
	US-CPI FY 1993	142.5250			US CPI for Fiscal Year ending June 30, 1993	
	US-CPI Prior Year	253.2683			US CPI for Fiscal Year ending June 30, preceding year	
1	Variable Operation & Maintenance Charge (cents/KW	0.7446			=0.00419 * USCPI relevant year/USCPI 1993	
C	Energy Purchase Price ($/kwh)	5.0497		5.1309		
	Energy Charge ($)			**$15,254,734.07**		
Capacidad	Capacity Payment					
	Dependable Capacity (DC)	454,300	KW		A ser determinado durante las pruebas	PPOA
	Demand Charge (DC)	22.5533			De acuerdo con la sección 11.b.(1), según enmendada, calc. En langaf600.xls calculado al treasury rate= 4.888% plus 40 basis points = 5.288%	
	Fixed Operation & Maintenance Charge					
	Fixed Operation & Maintenance Charge (Jan 1, 1994)	3.8400				
	US CPI FY 1993	142.5250			US CPI for Fiscal Year ending June 30, 1993	
	US CPI Year	253.2683			US CPI for Fiscal Year ending June 30, preceding year	
	Fixed Operation & Maintenance Charge ($/KW)	6.8237			=3.84 * USCPI relevant year/USCPI 1993	
	Capacity Purchase Price (CPP)	29.3770		$29.3770 Check		Planif. Generación
	CPP ajustado por FMAF	29.3770				
	Equivalent Availability Factor (EAF)	85.5				
	Downward Adjustment	6.2500				
	CPP Ajustado por EAF (Downward Adjustment)	27.5410				
	Capacity Payment (CP)			**$12,511,862.10**		
11.1.©	**Start Up Payment**					
	Cost per Cold Start ($CS)	$0.00				
	Number of Cold Starts	0				
	Cost per Warm Start ($WS)	$0.00				
	Number of Warm Starts	0				
	Cost per Hot Start ($HS)	$0.00				
	Number of Hot Starts	0				
	Total Payment:			**$27,766,596.17**		

661	448,928.0	0	0	0	112820	###	448,928.0	2		1.00006237	1	448928.0000
662	446,496.0	0	0	0	112820	###	446,496.0	2		0.99999104	1	446496.0000
663	446,368.0	0	0	0	112820	###	446,368.0	2		0.99992832	1	446368.0000
664	449,024.0	0	0	0	112820	###	449,024.0	2		1.00005345	1	449024.0000
665	450,496.0	0	0	0	112820	###	450,496.0	2		0.99999112	1	450496.0000
666	446,816.0	0	0	0	112820	###	446,816.0	2		1.00003581	1	446816.0000
667	390,592.0	0	0	0	112820	###	390,592.0	2		0.99997952	1	390592.0000
668	296,640.0	0	0	0	112820	###	296,640.0	2		1.00013486	1	296640.0000
669	258,592.0	0	0	0	112820	###	258,592.0	2		0.99996906	1	258592.0000
670	215,936.0	0	0	0	112820	###	215,936.0	2		1.00016674	1	215936.0000
671	205,760.0	0	0	0	112820	###	205,760.0	2		0.99980564	1	205760.0000
672	203,840.0	0	0	0	112820	###	203,840.0	2		1.00019627	1	203840.0000
673	197,376.0	0	0	0	112920	100	197,376.0	2		0.99987842	1	197376.0000
674	199,296.0	0	0	0	112920	200	199,296.0	2		0.99997993	1	199296.0000
675	199,744.0	0	0	0	112920	300	199,744.0	2		1.00022033	1	199744.0000
676	201,024.0	0	0	0	112920	400	201,024.0	2		1.00011940	1	201024.0000
677	200,448.0	0	0	0	112920	500	200,448.0	2		1.00023952	1	200448.0000
678	200,512.0	0	0	0	112920	600	200,512.0	2		1.00005985	1	200512.0000
679	200,128.0	0	0	0	112920	700	200,128.0	2		1.00013993	1	200128.0000
680	206,848.0	0	0	0	112920	800	206,848.0	2		1.00023211	1	206848.0000
681	208,832.0	0	0	0	112920	900	208,832.0	2		1.00015326	1	208832.0000
682	210,432.0	0	0	0	112920	###	210,432.0	2		1.00015209	1	210432.0000

Horas PH		NEO KWH	KW Instantaneo Según Inv. MW/PH Unit 1	Available Capacity Capacidad para Unidad 1	KW Promedio Ajustado a 227,160	Penalidades	Available Capacity Unit 1 - KW	Derating/Outage Unit 1 - KW	Derated Hours Unit 1	Outage Hours	Unit 1 EMDH Flag	Unit 1 MDH Hours	Unit 1 EMDH Hours	Force Majeure Flag	Equivalent Force Majeure Hours		KW Instantaneo Según Inv. dedicado MET/TO Unit 2	Available Capacity Capacidad para Unidad 2	KW Promedio Ajustado a 227,160	Penalidades	Available Capacity Unit 2 - KW	Derating/Outage Unit 2 - KW	Derated Hours Unit 2	Outage Hours	Unit 2 EMDH Flag	Unit 2 MDH Hours	Unit 2 EMDH Hours	Penalties	Force Majeure Flag	Equivalent Force Majeure Hours	Facility Available Capacity KW	Date		Facility Available Capacity MW (Declared)	Ajustes Manuales por ECSO	KW Promedio Ajustado a 454,300	Penalidades	Available Capacity Facility - KW	Derating/Outage Facility - KW	Equivalent Derated Hours Facility - h	Outage Calculado por suma de las dos mayores	Facility EMDH	Facility (Equivalent Force Majeure Hours)
1	1101/20	330	219,329	0.0	0.00	0	0	227,160.00	0.00%	1	0	0.00	0.00	0	0.00%	1101/20	103	219,329.0	219.33	219,329		219,329	7,830.00	3.44%	0	0	0.00	1.00	1	0	0.00%	219,329	1101/20	103	219,330	219,330	219,300		219,330	229,000.00	91.73%	0	0	0
2	1101/20	330	220,672	0.0	0.00	0	0	227,160.00	0.00%	1	0	0.00	0.00	0	0.00%	1101/20	353	220,672.0	220.67	220,672		220,672	6,678.00	2.96%	0	0	0.00	1.00	2	0	0.00%	220,672	1101/20	353	220,700	220,700	220,700		220,700	233,600.00	51.43%	0	0	0
3	1101/20	330	220,480	0.0	0.00	0	0	227,160.00	0.00%	1	0	0.00	0.00	0	0.00%	1101/20	303	220,480.0	220.48	220,480		220,480	6,675.00	2.94%	0	0	0.00	1.00	3	0	0.00%	220,480	1101/20	303	220,500	220,500	220,500		220,500	233,800.00	51.48%	0	0	0

Exhibit A - Enmienda
Overhaul Hours greater than 438 allowed as Major Overhaul Hours

Example 1

Month	# dias	PH	Accum. PH 12 Months	OH	Accum. OH 12 Months	Accum. AH 12 Months	Derated Capacity (MW)	Derated Hours	EDH	Accum. EDH 12 Months	Overhaul Hours	Unit 1 EMOH	Unit 2 EMOH	Accumulative EMOH	EFMH	Accum. EFMH 12 Months
Nov-02	2	48	48	0	0	48	-	-	0.0	0.0	0.0	0.0	0.0	0.0	0	0
Dec-02	31	744	792	0	0	792	-	-	49.8	49.8	0.0	0.0	0.0	0.0	0	0
Jan-03	31	744	1,536	0	0	1,536	-	-	96.5	146.3	0.0	0.0	0.0	0.0	0	0
Feb-03	28	672	2,208	36	36	2,172	-	-	24.4	170.7	0.0	0.0	0.0	0.0	0	0
Mar-03	31	744	2,952	0	36	2,916	-	-	179.1	349.8	0.0	0.0	0.0	0.0	0	0
Apr-03	30	720	3,672	0	36	3,636	-	-	17.1	366.9	0.0	0.0	0.0	0.0	0	0
May-03	31	744	4,416	11	47	4,369	-	-	208.7	575.6	0.0	0.0	0.0	0.0	0	0
Jun-03	30	720	5,136	2	49	5,087	-	-	360.4	936.0	0.0	0.0	0.0	0.0	0	0
Jul-03	31	744	5,880	0	49	5,831	-	-	159.9	1095.9	0.0	0.0	0.0	0.0	0	0
Aug-03	31	744	6,624	2	51	6,573	-	-	64.6	1160.5	0.0	0.0	0.0	0.0	0	0
Sep-03	30	720	7,344	0	51	7,293	-	-	160.9	1321.4	0.0	0.0	0.0	0.0	0	0
Oct-03	31	744	8,088	1	52	8,036	-	-	42.9	1364.3	0.0	0.0	0.0	0.0	0	0
Nov-03	30	501	8,541	0	52	8,489	-	-	66.5	1430.8	550.0	0.0	219.0	219.0	0	0
Dec-03	31	744	8,541	0	52	8,489	-	-	70.6	1451.6	123.0	0.0	0.0	0.0	0	0
Jan-04	31	744	8,541	0	52	8,489	-	-	163.9	1518.9	0.0	0.0	0.0	0.0	0	0
Feb-04	29	696	8,565	0	16	8,549	-	-	13.7	1508.2	0.0	0.0	0.0	0.0	0	0
Mar-04	31	744	8,565	0	16	8,549	-	-	0.0	1329.1	0.0	0.0	0.0	0.0	0	0
Apr-04	30	720	8,565	0	16	8,549	-	-	0.7	1312.7	0.0	0.0	0.0	0.0	0	0
May-04	31	744	8,565	0	5	8,560	-	-	0.0	1104.0	0.0	0.0	0.0	0.0	0	0
Jun-04	30	720	8,565	0	3	8,562	-	-	146.7	890.3	0.0	0.0	0.0	0.0	0	0
Jul-04	31	744	8,565	0	3	8,562	-	-	58.8	789.2	0.0	0.0	0.0	0.0	0	0
Aug-04	31	744	8,565	0	1	8,564	-	-	62.7	787.3	0.0	0.0	0.0	0.0	0	0
Sep-04	30	720	8,565	7	8	8,557	-	-	2.8	629.2	0.0	0.0	0.0	0.0	0	0
Oct-04	31	744	8,565	0	7	8,558	-	-	103.8	690.1	0.0	0.0	0.0	0.0	0	0
Nov-04	30	720	8,784	0	7	8,777	-	-	2.7	626.3	0.0	0.0	0.0	0.0	0	0
Dec-04	31	744	8,784	0	7	8,777	-	-	5.2	560.9	0.0	0.0	0.0	0.0	0	0
Jan-05	31	744	8,784	0	7	8,777	-	-	51.5	448.6	0.0	0.0	0.0	0.0	0	0
Feb-05	28	672	8,760	14	21	8,739	-	-	70.0	504.9	0.0	0.0	0.0	0.0	0	0
Mar-05	31	744	8,760	0	21	8,739	-	-	1.8	506.7	0.0	0.0	0.0	0.0	0	0
Apr-05	30	720	8,760	0	21	8,739	-	-	179.5	685.5	0.0	0.0	0.0	0.0	0	0
May-05	31	744	8,760	13	34	8,726	-	-	239.3	924.8	0.0	0.0	0.0	0.0	0	0
Jun-05	30	720	8,760	0	34	8,726	-	-	55.9	834.0	0.0	0.0	0.0	0.0	0	0
Jul-05	31	744	8,760	0	34	8,726	-	-	24.8	800.0	0.0	0.0	0.0	0.0	0	0
Aug-05	31	744	8,760	0	34	8,726	-	-	65.3	802.6	0.0	0.0	0.0	0.0	0	0
Sep-05	30	720	8,760	3	30	8,730	-	-	54.3	854.1	0.0	0.0	0.0	0.0	0	0
Oct-05	31	541	8,557	0	30	8,527	-	-	15.3	765.6	406.0	203.0	0.0	203.0	0	0
Nov-05	30	704	8,541	0	30	8,511	-	-	26.0	788.9	45.0	16.0	0.0	16.0	0	0
Dec-05	31	744	8,541	0	30	8,511	-	-	32.0	815.7	0.0	0.0	0.0	0.0	0	0
Jan-06	31	744	8,541	0	30	8,511	-	-	0.2	764.4	0.0	0.0	0.0	0.0	0	0
Feb-06	28	672	8,541	0	16	8,525	-	-	0.0	694.4	0.0	0.0	0.0	0.0	0	0
Mar-06	31	744	8,541	0	16	8,525	-	-	36.9	729.5	0.0	0.0	0.0	0.0	0	0
Apr-06	30	720	8,541	11	27	8,514	-	-	246.9	796.9	0.0	0.0	0.0	0.0	0	0
May-06	31	744	8,541	0	14	8,527	-	-	3.6	561.2	0.0	0.0	0.0	0.0	0	0
Jun-06	30	720	8,541	0	14	8,527	-	-	37.5	542.8	0.0	0.0	0.0	0.0	0	0
Jul-06	31	744	8,541	0	14	8,527	-	-	22.0	540.0	0.0	0.0	0.0	0.0	0	0
Aug-06	31	744	8,541	0	14	8,527	-	-	0.0	474.7	0.0	0.0	0.0	0.0	0	0
Sep-06	30	720	8,541	0	11	8,530	-	-	1.1	421.5	0.0	0.0	0.0	0.0	0	0
Oct-06	31	744	8,744	0	11	8,733	-	-	209.0	615.2	0.0	0.0	0.0	0.0	0	0
Nov-06	30	720	8,760	0	11	8,749	-	-	85.2	674.4	0.0	0.0	0.0	0.0	0	0
Dec-06	31	744	8,760	0	11	8,749	-	-	16.3	658.7	0.0	0.0	0.0	0.0	0	0
Jan-07	31	744	8,760	0	11	8,749	-	-	77.7	736.2	0.0	0.0	0.0	0.0	0	0
Feb-07	28	672	8,760	0	11	8,749	-	-	88.5	824.7	0.0	0.0	0.0	0.0	0	0
Mar-07	31	744	8,760	0	11	8,749	-	-	1.0	788.8	0.0	0.0	0.0	0.0	0	0
Apr-07	30	720	8,760	0	0	8,760	-	-	1.2	543.1	0.0	0.0	0.0	0.0	0	0
May-07	31	744	8,760	0	0	8,760	-	-	147.6	687.1	0.0	0.0	0.0	0.0	0	0
Jun-07	30	720	8,760	0	0	8,760	-	-	68.3	717.9	0.0	0.0	0.0	0.0	0	0
Jul-07	31	744	8,760	0	0	8,760	-	-	1.5	697.4	0.0	0.0	0.0	0.0	0	0
Aug-07	31	744	8,760	0	0	8,760	-	-	17.7	715.1	0.0	0.0	0.0	0.0	0	0
Sep-07	30	720	8,760	0	0	8,760	-	-	40.4	754.4	0.0	0.0	0.0	0.0	0	0
Oct-07	31	744	8,760	0	0	8,760	-	-	44.2	589.6	0.0	0.0	0.0	0.0	0	0
Nov-07	30	720	8,760	0	0	8,760	-	-	166.7	671.1	0.0	0.0	0.0	0.0	0	0
Dec-07	31	744	8,760	4	4	8,756	-	-	50.2	705.0	0.0	0.0	0.0	0.0	0	0
Jan-08	31	744	8,760	0	4	8,756	-	-	3.0	630.3	0.0	0.0	0.0	0.0	0	0
Feb-08	29	696	8,784	0	4	8,780	-	-	4.3	546.1	0.0	0.0	0.0	0.0	0	0
Mar-08	31	744	8,784	0	4	8,780	-	-	74.3	619.4	0.0	0.0	0.0	0.0	0	0
Apr-08	30	720	8,784	0	4	8,780	-	-	0.6	618.8	0.0	0.0	0.0	0.0	0	0
May-08	31	744	8,784	0	4	8,780	-	-	61.1	532.3	0.0	0.0	0.0	0.0	0	0
Jun-08	30	523	8,587	0	4	8,583	-	-	11.0	475.0	395.0	0.0	197.5	197.5	0	0
Jul-08	31	723	8,565	0	4	8,561	-	-	142.6	616.1	289.0	0.0	21.5	21.5	0	0
Aug-08	31	744	8,565	0	4	8,561	-	-	15.1	613.5	0.0	0.0	0.0	0.0	0	0
Sep-08	30	720	8,565	0	4	8,561	-	-	28.7	601.8	0.0	0.0	0.0	0.0	0	0
Oct-08	31	744	8,565	0	4	8,561	-	-	10.1	567.7	0.0	0.0	0.0	0.0	0	0
Nov-08	30	720	8,565	95	99	8,466	-	-	178.3	579.3	0.0	0.0	0.0	0.0	0	0
Dec-08	31	744	8,565	0	95	8,470	-	-	5.2	534.3	0.0	0.0	0.0	0.0	0	0
Jan-09	31	744	8,565	0	95	8,470	-	-	1.3	532.6	0.0	0.0	0.0	0.0	0	0
Feb-09	28	672	8,541	0	95	8,446	-	-	108.6	636.9	0.0	0.0	0.0	0.0	0	0
Mar-09	31	744	8,541	0	95	8,446	-	-	112.5	675.1	0.0	0.0	0.0	0.0	0	0
Apr-09	30	720	8,541	3	98	8,443	-	-	146.0	820.5	0.0	0.0	0.0	0.0	0	0

Coal Price

		104.06	
		88.83	
(i)	Cost of Fuel ($/MT) - Coal + Freight	**$127.33**	DEQ
		107.1215	
(ii)	Cost of Fuel ($/MMBtu)	**$5.1112**	
	Transition Cost	**$4.3000**	
(iii)	Emergency Purchase Coal Price ($/MT)	**$81.25**	DEQ
		$3.2615	
	Emergency Purchase Coal Price ($/MT)	**$123.98**	DEQ
(iv)		**$4.9767**	
(v)			
(iv)			

	Hora	Fecha
1	100	110120
2	200	110120
3	300	110120
4	400	110120
5	500	110120
6	600	110120
7	700	110120
8	800	110120
9	900	110120
10	1000	110120
11	1100	110120
12	1200	110120
13	1300	110120
14	1400	110120
15	1500	110120
16	1600	110120
17	1700	110120
18	1800	110120
19	1900	110120
20	2000	110120
21	2100	110120
22	2200	110120
23	2300	110120
24	2400	110120
25	100	110220
26	200	110220
27	300	110220
28	400	110220
29	500	110220
30	600	110220
31	700	110220
32	800	110220
33	900	110220
34	1000	110220

Anejo D

Demand Charge as Provided in Article 11.1 (b)(1)
Following Procedure Described on Exhibit J of the
Power Purchase and Operating Agreement
Calculated Using the 10-year Treasury Rate of 4.888%

Year	Demand Charge* ($/KW - Month)
1	18.84
2	19.06
3	19.29
4	19.51
5	19.74
6	19.97
7	20.20
8	20.44
9	20.67
10	20.92
11	21.16
12	21.41
13	21.65
14	21.91
15	22.15
16	22.41
17	22.67
18	22.93
19	17.28
20	17.55
21	13.53
22	13.66
23	13.80
24	13.94
25	14.08

***** The following Demand Charges apply for the remaining of the Term.

Hoja de trabajo para calcular el Factor de Ajuste por Fuerza Mayor (FMAF)
(Datos utilizados sólo si es declarada una Fuerza Mayor.)

CPP =	29.37703333	Capacity Purchase Price ($/kW-month)
EFMH =	0	Equivalent Force Majeure Hours
DC =	454,300	Dependable Capacity (kW)
BPH =	720	Billing Period Hours
FMACP=	$13,345,986.24	CPP x (BHP -EFMH) x DC/BHP
FMACP=	**$29.3770**	**per kW**

AES Puerto Rico, L.P.
Additional Energy Sales Agreement Invoice Verification Sheet
Input Page

Meter Reading Data	**November-20**	
Date of Reading	11/30/2020	
Date of Last Reading	10/31/2020	
Billing Period	217	A
Days in Billing Period	30	

Energy Payment

Energy Above Dependable Capacity (kWh)	2,255,776.00	
Cost of Fuel ($/MMBtu)	4.3887	Calculated on Cost of Fuel
Fuel Cost Determination Factor (FCDF)	9,800.0	
Fuel Related Charge (FRC) in ¢/kWh	4.3009	Calculated on FACT
Variable O&M (VO&M) in ¢/kWh	0.7446	Calculated on FACT
Energy Purchase Price (EPP) in ¢/kWh	5.0455	
Energy Payment (EP) in US$	$113,815.76	

Additional Sales Surcharge

Additional Sales Surcharge in $/kW	0.0460
Capacity Payment (CP) in US$	$103,765.70

Total Payment in US$: $217,581.46

Payment Due Date: 16-Jan-2021

Preparado por y Certificado Correcto:

Roberto Rivera Medina, Ingeniero Gerencial
Departamento Sistemas de Generación

Miguel Irizarry Silvestrini, Superintendente
Generación y Proyectos de Energía Renovable

Aprobado:

Alfonso Baretty Huertas, Director Interino
Planificación y Protección Ambiental

		Delivery Number	Customs Bond Renewal	Customs Broker Fees	Bunker Price Adjustment	Total
1		604		$ 600.00	($15,641.63)	($15,041.63)
2		605		$ 600.00	($16,989.34)	($16,389.34)
3		606		$ 600.00	$0.00	$600.00
4		607		$ 600.00	$0.00	$600.00
5		608		$ 600.00	$0.00	$600.00
6		609		$ 600.00	($9,189.12)	($8,589.12)
7		610		$ 600.00	($8,796.05)	($8,196.05)
8		611		$ 600.00	$0.00	$600.00
9		612		$ -	$0.00	$0.00
10		613		$ 600.00	($2,056.12)	($1,456.12)
11		614		$ 600.00	($1,847.56)	($1,247.56)
	11	**Shipments**	$ -	$ 6,000.00	($54,519.82)	**($48,519.82)**

Mes	Energy (kWh)	Billing Perio	$/kWh	$ Total	CERs	Fracciones Mes	Fracc. Acum. Mes	Total Frac	Fracciones prox mes	$/CER	(GCP) in $	Fee per REC	Transfer cost	$ Total CER	Capacity Factor
Oct-19	3,303,505.500	85	$0.168924	$558,041.36	3303	0.5055	0.420262	0.925762	0.925762	$35	$115,605	$0.01	$33.03	$115,571.97	22%
Nov-19	3,015,403.774	86	Ver abajo	$ 510,288.92	3016	0.403774	0.925762	1.329536	0.329536	$35	$105,560	$0.01	$30.16	$105,529.84	21%
Dec-19	2,802,063.250	87	$0.172303	$482,803.90	2802	0.06325	0.329536	0.392786	0.392786	$35	$98,070	$0.01	$28.02	$98,041.98	19%
Jan-20	2,702,016.500	88	$0.172303	$465,565.55	2702	0.0165	0.392786	0.409286	0.409286	$35	$94,570	$0.01	$27.02	$94,542.98	18%
Feb-20	3,143,426.430	89	$0.172303	$541,621.80	3143	0.42643	0.409286	0.835716	0.835716	$35	$110,005	$0.01	$31.43	$109,973.57	23%
Mar-20	3,358,521.336	90	$0.172303	$578,683.30	3359	0.521336	0.835716	1.357052	0.357052	$35	$117,565	$0.01	$33.59	$117,531.41	23%
Apr-20	3,675,770.750	91	$0.172303	$633,346.33	3676	0.77075	0.357052	1.127802	0.127802	$35	$128,660	$0.01	$36.76	$128,623.24	26%
May-20	3,501,837.000	92	$0.172303	$603,377.02	3501	0.837	0.127802	0.964802	0.964802	$35	$122,535	$0.01	$35.01	$122,499.99	24%
Jun-20	3,318,209.000	93	$0.172303	$571,737.37	3319	0.209	0.964802	1.173802	0.173802	$35	$116,165	$0.01	$33.19	$116,131.81	23%
Jul-20	3,303,684.000	94	$0.172303	$569,234.66	3303	0.684	0.173802	0.857802	0.857802	$35	$115,605	$0.01	$33.03	$115,571.97	22%
Aug-20	3,456,818.000	95	$0.172303	$595,620.11	3457	0.818	0.857802	1.675802	0.675802	$35	$120,995	$0.01	$34.57	$120,960.43	23%
Sep-20	3,159,934.000	96	$0.172303	$544,466.11	3160	0.934	0.675802	1.609802	0.609802	$35	$110,600	$0.01	$31.60	$110,568.40	22%
Oct-20	2,913,227.000	97	$0.172303	$501,957.75	2913	0.227	0.609802	0.836802	0.836802	$35	$101,955	$0.01	$29.13	$101,925.87	20%
Nov-20	2,505,486.000	98	Ver abajo	$ 432,800.73	2506	0.486	0.836802	1.322802	0.322802	$35	$87,710	$0.01	$25.06	$87,684.94	17%

Escalacion 28 de Noviembre 2019	
Energía 1 al 27 de novie	2744656.27
Precio energ	########
Costo	$463,638.32
Energia 28 al 30 noviem	270747.5
Precio energ	########
Costo	$ 46,650.61
Energia total mes	3015403.77
Costo total mes	$510,288.92

Escalacion 28 de Noviembre 2020	
Energía 1 al 27 de novie	2186863
Precio energ	########
Costo	$376,803.06
Energia 28 al 30 noviem	318623
Precio energ	########
Costo	$ 55,997.67
Energia total mes	2505486
Costo total mes	$432,800.73

Notas:

COD: ***28 de noviembre***

Purchased Power (NEO) Invoice Verification
AES Ilumina, Inc.
3/24/2021

Meter Reading Period	September-20
Billing Period	96
Days in Billing Period	30

Energy Payment

Net Electrical Output (NEO) in kWh	3,159,934.000
Energy Purchase Price (EPP) in $/kWh	$0.1723
Energy Payment (EP) in US$	$544,466.11

Total Payment in US$: **$544,466.11**

Payment Due Date: 16-Nov-2020

Preparado por y Certificado Correcto:

Miguel F. Irizarry Silvestrini
Superintendente Interino
División de Planificación y Estudios

Aprobado:

Alfonso Baretty Huertas
Director Interino
Planificación y Protección Ambiental

Purchased Power (CERs) Invoice Verification
AES Ilumina, Inc.
3/24/2021

Meter Reading Period Start Date	September-20
Billing Period	96
Days in Billing Period	30

Green Credits Payment

Renewable Energy Certificates	3,160
ɛen Credit Purchase Price (GCPP) in $/MWh	35
Green Credits Payment (GCP) in $	$110,600.00
Fee per REC transferred	$0.01
Transfer cost	$31.60
Total Payment in US$:	**$110,568.40**
Payment Due Date:	16-Nov-2020

Preparado por y Certificado Correcto:

Miguel F. Irizarry Silvestrini
Superintendente Interino
División de Planificación y Estudios

Aprobado:

Alfonso Baretty Huertas
Director Interino
Planificación y Protección Ambiental

Purchased Power (NEO) Invoice Verification
AES Ilumina, Inc.
3/24/2021

Meter Reading Period	October-20
Billing Period	97
Days in Billing Period	31

Energy Payment

Net Electrical Output (NEO) in kWh	2,913,227.000
Energy Purchase Price (EPP) in $/kWh	$0.1723
Energy Payment (EP) in US$	$501,957.75

Total Payment in US$: **$501,957.75**

Payment Due Date: 17-Dec-2020

Preparado por y Certificado Correcto:

Miguel F. Irizarry Silvestrini
Superintendente Interino
División de Planificación y Estudios

Aprobado:

Alfonso Baretty Huertas
Director Interino
Planificación y Protección Ambiental

Purchased Power (CERs) Invoice Verification
AES Ilumina, Inc.
3/24/2021

Meter Reading Period Start Date	October-20
Billing Period	97
Days in Billing Period	31

Green Credits Payment

Renewable Energy Certificates	2,913
ɛen Credit Purchase Price (GCPP) in $/MWh	35
Green Credits Payment (GCP) in $	$101,955.00
Fee per REC transferred	$0.01
Transfer cost	$29.13
Total Payment in US$:	**$101,925.87**
Payment Due Date:	17-Dec-2020

Preparado por y Certificado Correcto:

Miguel F. Irizarry Silvestrini
Superintendente Interino
División de Planificación y Estudios

Aprobado:

Alfonso Baretty Huertas
Director Interino
Planificación y Protección Ambiental

Purchased Power (NEO) Invoice Verification
AES ILUMINA, INC.

3/24/2021

Meter Reading Period	November-20
Billing Period	98
Days in Billing Period	30

Energy Payment

Net Electrical Output (NEO) in kWh	2,186,863.000
Energy Purchase Price (EPP) in $/kWh	$0.1723030
Energy Payment (EP) in US$	$376,803.06
Net Electrical Output (NEO) in kWh	318,623.000
Energy Purchase Price (EPP) in $/kWh	$0.1757490
Energy Payment (EP) in US$	$55,997.67
Total Payment in US$:	**$432,800.73**
Payment Due Date:	16-Jan-2021

Preparado por y Certificado Correcto:

Miguel F. Irizarry Silvestrini
Superintendente Interino
División de Planificación y Estudios

Aprobado:

Alfonso Baretty Huertas
Director Interino
Planificación y Protección Ambiental

Purchased Power (CERs) Invoice Verification
AES Ilumina, Inc.
3/24/2021

Meter Reading Period Start Date	November-20
Billing Period	98
Days in Billing Period	30

Green Credits Payment

Renewable Energy Certificates	2,506
ɛen Credit Purchase Price (GCPP) in $/MWh	35
Green Credits Payment (GCP) in $	$87,710.00
Fee per REC transferred	$0.01
Transfer cost	$25.06
Total Payment in US$:	**$87,684.94**
Payment Due Date:	16-Jan-2021

Preparado por y Certificado Correcto:

Miguel F. Irizarry Silvestrini
Superintendente Interino
División de Planificación y Estudios

Aprobado:

Alfonso Baretty Huertas
Director Interino
Planificación y Protección Ambiental

Coto Laurel Solar Farm - Datos Facturación 2020

Mes	Energy (kWh	Billing Period	$/kWh	$ Total	CERs	Fracciones Mes	Fracc. Acum. Mes	Total Frac	Fracciones prox mes	$/CER	(GCP) in	Fee per REC	Transfer cos	$ GCP Total C	Capacity
Jan-20	1,131,577.000	1 OPERATION*	$0.150	$169,736.55	1132	0.577	0.559559	1.136559	0.136559	$35	$39,620	$0.01	$11.32	$39,608.68	15%
Feb-20	1,266,103.000	2 OPERATION	$0.150	$189,915.45	1266	0.103	0.136559	0.239559	0.239559	$35	$44,310	$0.01	$12.66	$44,297.34	18%
Mar-20	1,399,871.000	3 OPERATION	$0.150	$209,980.65	1400	0.871000	0.239559	1.110559	0.110559	$35	$49,000	$0.01	$14.00	$48,986.00	19%
Apr-20	1,409,336.500	4 OPERATION	$0.150	$211,400.48	1409	0.336500	0.110559	0.447059	0.447059	$35	$49,315	$0.01	$14.09	$49,300.91	20%
May-20	1,361,288.000	5 OPERATION	$0.150	$204,193.20	1361	0.288000	0.447059	0.735059	0.735059	$35	$47,635	$0.01	$13.61	$47,621.39	18%
Jun-20	1,260,249.000	6 OPERATION	$0.150	$189,037.35	1260	0.249000	0.735059	0.984059	0.984059	$35	$44,100	$0.01	$12.60	$44,087.40	18%
Jul-20	1,229,305.000	7 OPERATION	$0.150	$184,395.75	1230	0.305000	0.984059	1.289059	0.289059	$35	$43,050	$0.01	$12.30	$43,037.70	17%
Aug-20	1,356,349.000	8 OPERATION	$0.150	$203,452.35	1356	0.349000	0.289059	0.638059	0.638059	$35	$47,460	$0.01	$13.56	$47,446.44	18%
Sep-20	1,222,885.000	9 OPERATION	$0.150	$183,432.75	1223	0.885000	0.638059	1.523059	0.523059	$35	$42,805	$0.01	$12.23	$42,792.77	17%
Oct-20	1,119,951.000	10 OPERATION	$0.150	$167,992.65	1120	0.951000	0.523059	1.474059	0.474059	$35	$39,200	$0.01	$11.20	$39,188.80	15%
Nov-20	1,012,903.000	11 OPERATION	$0.150	$151,935.45	1013	0.903000	0.474059	1.377059	0.377059	$35	$35,455	$0.01	$10.13	$35,444.87	14%
Dec-20		12 OPERATION	$0.150	$0.00	0	0.000000	0.377059	0.377059	0.377059	$35	$0	$0.01	$0.00	$0.00	0%
Jan-21		13 OPERATION	$0.150	$0.00	0	0.000000	0.377059	0.377059	0.377059	$35	$0	$0.01	$0.00	$0.00	0%
2/29/2021		14 OPERATION	$0.150	$0.00	0	0.000000	0.377059	0.377059	0.377059	$35	$0	$0.01	$0.00	$0.00	#######

* La AEE retiene el costo de las transferencias (Transfer cost) del pago de los CERs

*** COD 20/enero/2020**

Escalacion x de x			
Energía 1 al x-1			0
Precio energia	0.15		
Costo		$	-
Energia x al 3x			0
Precio energia	0.153		
Costo		$	-
Energia total mes			0
Costo total mes		$	-

Fecha COD: 20 enero 2020

Purchased Power (NEO) Invoice Verification
Coto Laurel Solar Farm, Inc.

24-Mar-21

Meter Reading Period	September-20
Billing Period	9 OPERATION
Days in Billing Period	30

Energy Payment

Net Electrical Output (NEO) in kWh	1,222,885.000
Energy Purchase Price (EPP) in $/kWh	$0.150
Energy Payment (EP) in US$	$183,432.75

Total Payment in US$:	**$183,432.75**
Payment Due Date:	16-Nov-2020

Preparado por y Certificado Correcto:

Miguel F. Irizarry Silvestrini
Superintendente Interino
División de Planificación y Estudios

Aprobado:

Alfonso Baretty Huertas
Director Interino
Planificación y Protección Ambiental

Purchased Power (CERs) Invoice Verification
Coto Laurel Solar Farm, Inc.

24-Mar-21

Meter Reading Period Start Date	September-20
Billing Period	9 OPERATION
Days in Billing Period	30

Green Credits Payment

Renewable Energy Certificates	1,223
en Credit Purchase Price (GCPP) in $/MWh	35
Green Credits Payment (GCP) in $	$42,805.00
Fee per REC transferred	$0.01
Transfer cost	$12.23
Total Payment in US$:	**$42,792.77**
Payment Due Date:	16-Nov-2020

Preparado por y Certificado Correcto:

Miguel F. Irizarry Silvestrini
Superintendente Interino
División de Planificación y Estudios

Aprobado:

Alfonso Baretty Huertas
Director Interino

Planificación y Protección Ambiental

Purchased Power (NEO) Invoice Verification
Coto Laurel Solar Farm, Inc.

24-Mar-21

Meter Reading Period	October-20
Billing Period	10 OPERATION
Days in Billing Period	31

Energy Payment

Net Electrical Output (NEO) in kWh	1,119,951.000
Energy Purchase Price (EPP) in $/kWh	$0.150
Energy Payment (EP) in US$	$167,992.65

Total Payment in US$:	**$167,992.65**
Payment Due Date:	17-Dec-2020

Preparado por y Certificado Correcto:

Miguel F. Irizarry Silvestrini
Superintendente Interino
División de Planificación y Estudios

Aprobado:

Alfonso Baretty Huertas
Director Interino
Planificación y Protección Ambiental

Purchased Power (CERs) Invoice Verification
Coto Laurel Solar Farm, Inc.

24-Mar-21

Meter Reading Period Start Date	October-20
Billing Period	10 OPERATION
Days in Billing Period	31

Green Credits Payment

Renewable Energy Certificates	1,120
en Credit Purchase Price (GCPP) in $/MWh	35
Green Credits Payment (GCP) in $	$39,200.00
Fee per REC transferred	$0.01
Transfer cost	$11.20

Total Payment in US$:	**$39,188.80**
Payment Due Date:	17-Dec-2020

Preparado por y Certificado Correcto:

Miguel F. Irizarry Silvestrini
Superintendente Interino
División de Planificación y Estudios

Aprobado:

Alfonso Baretty Huertas
Director Interino

Planificación y Protección Ambiental

Purchased Power (NEO) Invoice Verification
Coto Laurel Solar Farm, Inc.

24-Mar-21

Meter Reading Period	November-20
Billing Period	11 OPERATION
Days in Billing Period	30

Energy Payment

Net Electrical Output (NEO) in kWh	1,012,903.000
Energy Purchase Price (EPP) in $/kWh	$0.150
Energy Payment (EP) in US$	$151,935.45

Total Payment in US$:	**$151,935.45**
Payment Due Date:	16-Jan-2021

Preparado por y Certificado Correcto:

Miguel F. Irizarry Silvestrini
Superintendente Interino
División de Planificación y Estudios

Aprobado:

Alfonso Baretty Huertas
Director Interino
Planificación y Protección Ambiental

Purchased Power (CERs) Invoice Verification
Coto Laurel Solar Farm, Inc.

24-Mar-21

Meter Reading Period Start Date	November-20
Billing Period	11 OPERATION
Days in Billing Period	30

Green Credits Payment

Renewable Energy Certificates	1,013
en Credit Purchase Price (GCPP) in $/MWh	35
Green Credits Payment (GCP) in $	$35,455.00
Fee per REC transferred	$0.01
Transfer cost	$10.13

Total Payment in US$:	**$35,444.87**
Payment Due Date:	16-Jan-2021

Preparado por y Certificado Correcto:

Miguel F. Irizarry Silvestrini
Superintendente Interino
División de Planificación y Estudios

Aprobado:

Alfonso Baretty Huertas
Director Interino

Planificación y Protección Ambiental

Mes	Energy (kWh)	Billing Period	64	$ Total	CERs	Fraccione s Mes	Fracc. Acum. Mes	Total Fracc	Fracciones prox mes	$/CER	(GCP) in $	Fee per REC transferred	Transfer cost	$ GCP Total CER	Capacity Factor
Aug-20	1,984,649.000	61	Ver Abajo	$310,022.47	1984	0.649000	0.276844	0.925844	0.925844	$35	$69,440	$0.01	$19.84	$69,420.16	27%
Sep-20	1,961,119.000	62	$0.1579	$309,660.69	1962	0.119000	0.925844	1.044844	0.044844	$35	$68,670	$0.01	$19.62	$68,650.38	27%
Oct-20	1,845,076.000	63	$0.1579	$291,337.50	1845	0.076000	0.044844	0.120844	0.120844	$35	$64,575	$0.01	$18.45	$64,556.55	25%
Nov-20	1,657,230.000	64	$0.1579	$261,676.62	1657	0.230000	0.120844	0.350844	0.350844	$35	$57,995	$0.01	$16.57	$57,978.43	23%
Dec-20		65	$0.1579	$0.00	0	0.000000	0.350844	0.350844	0.350844	$35	$0	$0.01	$0.00	$0.00	0%
Jan-21		66	$0.1579	$0.00	0	0.000000	0.350844	0.350844	0.350844	$35	$0	$0.01	$0.00	$0.00	0%
Feb-21		67	$0.1579	$0.00	0	0.000000	0.350844	0.350844	0.350844	$35	$0	$0.01	$0.00	$0.00	0%
Mar-21		68	$0.1579	$0.00	0	0.000000	0.350844	0.350844	0.350844	$35	$0	$0.01	$0.00	$0.00	0%
Apr-21		69	$0.1579	$0.00	0	0.000000	0.350844	0.350844	0.350844	$35	$0	$0.01	$0.00	$0.00	0%
May-21		70	$0.1579	$0.00	0	0.000000	0.350844	0.350844	0.350844	$35	$0	$0.01	$0.00	$0.00	0%
Jun-21		71	$0.1579	$0.00	0	0.000000	0.350844	0.350844	0.350844	$35	$0	$0.01	$0.00	$0.00	0%
Jul-21		72	$0.1579	$0.00	0	0.000000	0.350844	0.350844	0.350844	$35	$0	$0.01	$0.00	$0.00	0%
Aug-21		73	Ver Abajo	$ -	0	0.000000	0.350844	0.350844	0.350844	$35	$0	$0.01	$0.00	$0.00	0%

* La AEE retiene el costo de las transferencias (Transfer cost) del pago de los CERs

Aug-20	
KWH 1 al 17 Ago	1081808
Costo kWh	$0.1548
Total $	$167,463.88
KWh 18 al 31 Ag	902841
Costo kWh	0.1579
Total $	$142,558.59
Total Mes$	$310,022.47

Aug-21		
KWH 1 al 17 Ago		
Costo kWh		$0.1579
Total $	$	-
KWh 18 al 31 Ago		
Costo kWh		
Total $	$	-
Total Mes$	$	-

Notas:

COD: 18 de agosto de 2015

Initial Interconnection Date: March 4, 2015

Initial Synchronization Date: March 5, 2015

Purchased Power (NEO) Invoice Verification
Horizon Energy, LLC

24-Mar-21

Meter Reading Period	September-20
Billing Period	62
Days in Billing Period	30

Energy Payment

Net Electrical Output (NEO) in kWh	1,961,119.000
Energy Purchase Price (EPP) in $/kWh	$0.1579
Energy Payment (EP) in US$	$309,660.69

Total Payment in US$:	**$309,660.69**
Payment Due Date:	16-Nov-2020

Preparado por y Certificado Correcto:

Miguel F. Irizarry Silvestrini
Superintendente Interino
Departamento Proyectos de Energía Renovable

Aprobado:

Alfonso Baretty Huertas
Director Interino
Planificación y Protección Ambiental

Purchased Power (CERs) Invoice Verification
Horizon Energy, LLC

24-Mar-21

Meter Reading Period Start Date	September-20
Billing Period	62
Days in Billing Period	30

Green Credits Payment

Renewable Energy Certificates	1,962
Green Credit Purchase Price (GCPP) in $/MWh	35
Green Credits Payment (GCP) in $	$68,670.00
Fee per REC transferred	$0.01
Transfer cost	$19.62

Total Payment in US$:	**$68,650.38**
Payment Due Date:	16-Nov-2020

Preparado por y Certificado Correcto:

Miguel F. Irizarry Silvestrini
Superintendente Interino
Departamento Proyectos de Energía Renov

Aprobado:

Alfonso Baretty Huertas
Director Interino
Planificación y Protección Ambiental

Purchased Power (NEO) Invoice Verification
Horizon Energy, LLC

24-Mar-21

Meter Reading Period	October-20
Billing Period	63
Days in Billing Period	31

Energy Payment

Net Electrical Output (NEO) in kWh	1,845,076.000
Energy Purchase Price (EPP) in $/kWh	$0.1579
Energy Payment (EP) in US$	$291,337.50

Total Payment in US$:	**$291,337.50**
Payment Due Date:	17-Dec-2020

Preparado por y Certificado Correcto:

Miguel F. Irizarry Silvestrini
Superintendente Interino
División de Planificación y Estudios

Aprobado:

Alfonso Baretty Huertas
Director Interino
Planificación y Protección Ambiental

Purchased Power (CERs) Invoice Verification
Horizon Energy, LLC

24-Mar-21

Meter Reading Period Start Date	October-20
Billing Period	63
Days in Billing Period	31

Green Credits Payment

Renewable Energy Certificates	1,845
Green Credit Purchase Price (GCPP) in $/MWh	35
Green Credits Payment (GCP) in $	$64,575.00
Fee per REC transferred	$0.01
Transfer cost	$18.45
Total Payment in US$:	**$64,556.55**
Payment Due Date:	17-Dec-2020

Preparado por y Certificado Correcto:

Miguel F. Irizarry Silvestrini
Superintendente Interino
División de Planificación y Estudios

Aprobado:

Alfonso Baretty Huertas
Director Interino
Planificación y Protección Ambiental

Purchased Power (NEO) Invoice Verification
Horizon Energy, LLC

24-Mar-21

Meter Reading Period	November-20
Billing Period	64
Days in Billing Period	30

Energy Payment

Net Electrical Output (NEO) in kWh	1,657,230.000
Energy Purchase Price (EPP) in $/kWh	$0.1579
Energy Payment (EP) in US$	$261,676.62

Total Payment in US$: **$261,676.62**

Payment Due Date: 16-Jan-2021

Preparado por y Certificado Correcto:

Miguel F. Irizarry Silvestrini
Superintendente Interino
División de Planificación y Estudios

Aprobado:

Alfonso Baretty Huertas
Director Interino
Planificación y Protección Ambiental

Purchased Power (CERs) Invoice Verification
Horizon Energy, LLC

24-Mar-21

Meter Reading Period Start Date	November-20
Billing Period	64
Days in Billing Period	30

Green Credits Payment

Renewable Energy Certificates	1,657
Green Credit Purchase Price (GCPP) in $/MWh	35
Green Credits Payment (GCP) in $	$57,995.00
Fee per REC transferred	$0.01
Transfer cost	$16.57
Total Payment in US$:	**$57,978.43**
Payment Due Date:	16-Jan-2021

Preparado por y Certificado Correcto:

Miguel F. Irizarry Silvestrini
Superintendente Interino
División de Planificación y Estudios

Aprobado:

Alfonso Baretty Huertas
Director Interino

Planificación y Protección Ambiental

Mes	Energy (kWh)	Billing Period	$/kWh	$ Total	CERs	Fracciones Mes	Fracc. Acum. Mes	Total Fracc	Fracciones prox mes	$/CER	(GCP) in $	Fee per REC	Transfer cost	$ GPC Total Cl	Capacity Factor
Dec-19	4,119,192.443	37 PRE-OPERAT	$0.150000	$617,878.87	4119	0.192443	0.738584	0.931027	0.931027	$25	$102,975	$0.01	$41.19	$102,933.81	18%
Jan-20	3,400,554.500	38 PRE-OPERAT	$0.150000	$510,083.18	3401	0.5545	0.931027	1.485527	0.485527	$25	$85,025	$0.01	$34.01	$84,990.99	23%
Feb-20	4,768,776.26	39 PRE-OPERAT	$0.150000	$715,316.44	4769	0.77626	0.485527	1.261787	0.261787	$25	$119,225	$0.01	$47.69	$119,177.31	34%
Mar-20	5,059,195.25	40 PRE-OPERAT	$0.150000	$758,879.29	5059	0.19525	0.261787	0.457037	0.457037	$25	$126,475	$0.01	$50.59	$126,424.41	34%
Apr-20	5,339,141.51	41 PRE-OPERAT	$0.150000	$800,871.23	5339	0.141513	0.457037	0.59855	0.59855	$25	$133,475	$0.01	$53.39	$133,421.61	37%
May-20	5,184,254.000	42 PRE-OPERAT	$0.150000	$777,638.10	5184	0.254	0.59855	0.85255	0.85255	$25	$129,600	$0.01	$51.84	$129,548.16	35%
Jun-20	4,992,137.000	43 PRE-OPERAT	$0.150000	$748,820.55	4992	0.137	0.85255	0.98955	0.98955	$25	$124,800	$0.01	$49.92	$124,750.08	23%
Jul-20	4,667,426.000	44 PRE-OPERAT	$0.150000	$700,113.90	4668	0.426	0.98955	1.415550	0.41555	$25	$116,700	$0.01	$46.68	$116,653.32	21%
Aug-20	4,825,233.000	45 PRE-OPERAT	$0.150000	$723,784.95	4825	0.233	0.41555	0.64855	0.64855	$25	$120,625	$0.01	$48.25	$120,576.75	22%
Sep-20	4,775,533.000	46 PRE-OPERAT	$0.150000	$716,329.95	4776	0.533	0.64855	1.18155	0.18155	$25	$119,400	$0.01	$47.76	$119,352.24	22%
Oct-20	4,259,102.000	47 PRE-OPERAT	$0.150000	$638,865.30	4259	0.102	0.18155	0.283550	0.28355	$25	$106,475	$0.01	$42.59	$106,432.41	19%
Nov-20	3,956,995.750	48 PRE-OPERAT	$0.150000	$593,549.36	3957	0.99575	0.28355	1.279300	0.2793	$25	$98,925	$0.01	$39.57	$98,885.43	18%
Dec-20		49 PRE-OPERAT	$0.150000	$0.00	0	0	0.2793	0.279300	0.2793	$25	$0	$0.01	$0.00	$0.00	0%

Nota Capacity Factor: Todavía no opera a capacidad de 40 MW; actualmente a 30 MW

* La AEE retiene el costo de las transferencias (Transfer cost) del pago de los CERs

Escalacion		
Energia al de		
Precio energ	$0.15000	
Costo	$	-
Energia al		
Precio energia		
Costo	$	-
Energia total mes		0
Costo total mes	$	-

Nota: Todavía no está en operación comercial; escalación precio es a partir del aniversario de la fecha de operación

Purchased Power (NEO) Invoice Verification
Humacao Solar Project, LLC

24-Mar-2021

Meter Reading Period	September-20
Billing Period	46 PRE-OPERATION
Days in Billing Period	30

Energy Payment

Net Electrical Output (NEO) in kWh	4,775,533.000
Energy Purchase Price (EPP) in $/kWh	$0.150
Energy Payment (EP) in US$	$716,329.95

Total Payment in US$: $716,329.95

Payment Due Date: 16-Nov-2020

Preparado por y Certificado Correcto:

Miguel F. Irizarry Silvestrini
Superintendente Interino
División de Planificación y Estudios

Aprobado:

Alfonso Baretty Huertas

Purchased Power (CERs) Invoice Verification
Humacao Solar Project, LLC

24-Mar-2021

Meter Reading Period Start Date	September-20
Billing Period	46 PRE-OPERATION
Days in Billing Period	30

Green Credits Payment

Renewable Energy Certificates	4,776
ɛen Credit Purchase Price (GCPP) in $/MWh	25
Green Credits Payment (GCP) in $	$119,400.00
Fee per REC transferred	$0.01
Transfer cost	$47.76
Total Payment in US$:	**$119,352.24**
Payment Due Date:	16-Nov-2020

Preparado por y Certificado Correcto:

Miguel F. Irizarry Silvestrini
Superintendente Interino
División de Planificación y Estudios

Aprobado:

Alfonso Baretty Huertas
Director Interino
Planificación y Protección Ambiental

Purchased Power (NEO) Invoice Verification
Humacao Solar Project, LLC

24-Mar-2021

Meter Reading Period	October-20
Billing Period	47 PRE-OPERATION
Days in Billing Period	31

Energy Payment

Net Electrical Output (NEO) in kWh	4,259,102.000
Energy Purchase Price (EPP) in $/kWh	$0.150
Energy Payment (EP) in US$	$638,865.30

Total Payment in US$: $638,865.30

Payment Due Date: 17-Dec-2020

Preparado por y Certificado Correcto:

Miguel F. Irizarry Silvestrini
Superintendente Interino
División de Planificación y Estudios

Aprobado:

Alfonso Baretty Huertas
Director Interino
Planificación y Protección Ambiental

Purchased Power (CERs) Invoice Verification
Humacao Solar Project, LLC

24-Mar-2021

Meter Reading Period Start Date	October-20
Billing Period	47 PRE-OPERATION
Days in Billing Period	31

Green Credits Payment

Renewable Energy Certificates	4,259
ɛen Credit Purchase Price (GCPP) in $/MWh	25
Green Credits Payment (GCP) in $	$106,475.00
Fee per REC transferred	$0.01
Transfer cost	$42.59
Total Payment in US$:	**$106,432.41**
Payment Due Date:	17-Dec-2020

Preparado por y Certificado Correcto:

Miguel F. Irizarry Silvestrini
Superintendente Interino
División de Planificación y Estudios

Aprobado:

Alfonso Baretty Huertas
Director Interino
Planificación y Protección Ambiental

Purchased Power (NEO) Invoice Verification
Humacao Solar Project, LLC

24-Mar-2021

Meter Reading Period	November-20
Billing Period	48 PRE-OPERATION
Days in Billing Period	30

Energy Payment

Net Electrical Output (NEO) in kWh	3,956,995.750
Energy Purchase Price (EPP) in $/kWh	$0.150
Energy Payment (EP) in US$	$593,549.36

Total Payment in US$: **$593,549.36**

Payment Due Date: 16-Jan-2021

Preparado por y Certificado Correcto:

Miguel F. Irizarry Silvestrini
Superintendente Interino
División de Planificación y Estudios

Aprobado:

Alfonso Baretty Huertas
Director Interino
Planificación y Protección Ambiental

Purchased Power (CERs) Invoice Verification
Humacao Solar Project, LLC

24-Mar-2021

Meter Reading Period Start Date	November-20
Billing Period	48 PRE-OPERATION
Days in Billing Period	30

Green Credits Payment

Renewable Energy Certificates	3,957
ɛen Credit Purchase Price (GCPP) in $/MWh	25
Green Credits Payment (GCP) in $	$98,925.00
Fee per REC transferred	$0.01
Transfer cost	$39.57
Total Payment in US$:	**$98,885.43**
Payment Due Date:	16-Jan-2021

Preparado por y Certificado Correcto:

Miguel F. Irizarry Silvestrini
Superintendente Interino
División de Planificación y Estudios

Aprobado:

Alfonso Baretty Huertas
Director Interino
Planificación y Protección Ambiental

Mes	Energy (kWh	Billing Period	$/kWh	$ Total	CERs	Fracciones Mes	Fracc. Acum. Mes	Total Frac	Fracciones prox mes	$/CER	(GCP) in	Fee per REC	Transfer cost	$ Total CE	Capacity Factor
Sep-20	274,468.00	48 OPERATION	$0.10	$27,446.80	275	0.468	0.842918	1.310918	0.310918	$0	$0	$0.01	$2.75	($2.75)	16%
Oct-20	378,834.000	49 OPERATION	$0.10	$37,883.40	379	0.834000	0.310918	1.144918	0.144918	$0	$0	$0.01	$3.79	($3.79)	21%
Nov-20	402,354.50	50 OPERATION	$0.10	$40,235.45	402	0.354500	0.144918	0.499418	0.499418	$0	$0	$0.01	$4.02	($4.02)	23%
Dec-20		51 OPERATION	$0.10	$0.00	0	0.000000	0.499418	0.499418	0.499418	$0	$0	$0.01	$0.00	$0.00	0%
Jan-21		52 OPERATION	$0.10	$0.00	0	0.000000	0.499418	0.499418	0.499418	$0	$0	$0.01	$0.00	$0.00	0%
Feb-21		53 OPERATION	$0.10	$0.00	0	0.000000	0.499418	0.499418	0.499418	$0	$0	$0.01	$0.00	$0.00	0%
Mar-21		54 OPERATION	$0.10	$0.00	0	0.000000	0.499418	0.499418	0.499418	$0	$0	$0.01	$0.00	$0.00	0%
Apr-21		55 OPERATION	$0.10	$0.00	0	0.000000	0.499418	0.499418	0.499418	$0	$0	$0.01	$0.00	$0.00	0%
May-21		56 OPERATION	$0.10	$0.00	0	0.000000	0.499418	0.499418	0.499418	$0	$0	$0.01	$0.00	$0.00	0%
Jun-21		57 OPERATION	$0.10	$0.00	0	0.000000	0.499418	0.499418	0.499418	$0	$0	$0.01	$0.00	$0.00	0%
Jul-21		58 OPERATION	$0.10	$0.00	0	0.000000	0.499418	0.499418	0.499418	$0	$0	$0.01	$0.00	$0.00	0%
Aug-21		59 OPERATION	$0.10	$0.00	0	0.000000	0.499418	0.499418	0.499418	$0	$0	$0.01	$0.00	$0.00	0%
Sep-21		60 OPERATION	$0.10	$0.00	0	0.000000	0.499418	0.499418	0.499418	$0	$0	$0.01	$0.00	$0.00	0%

44104	274468	48 OPERATION	0.1	27446.8	275	0.468	0.842918	1.310918	0.310918	0	0	0.01	2.75	-2.75	16%

Purchased Power (NEO) Invoice Verification
Landfill Gas Technologies of Fajardo, LLC (Fajardo)
24-Mar-2021

Meter Reading Period	September-20
Billing Period	48 OPERATION
Days in Billing Period	30

Energy Payment

Net Electrical Output (NEO) in kWh	274,468.000
Energy Purchase Price (EPP) in $/kWh	$0.10
Energy Energy Payment (EP) in US$	$27,446.80

Payment Due Date: 16-Nov-2020

Preparado por y Certificado Correcto:

Miguel F. Irizarry Silvestrini
Superintendente Interino
División de Planificación y Estudios

Aprobado:

Alfonso Baretty Huertas
Director Interino
Planificación y Protección Ambiental

Renewable Energy Certificates (RECs or Green Credits) Invoice Verification
Landfill Gas Technologies of Fajardo, LLC (Fajardo)

24-Mar-2021

Meter Reading Period		September-20
Billing Period		48 OPERATION
Days in Billing Period		30

Green Credits Payment

Renewable Energy Certificates		275
Green Credit Purchase Price (GCPP) in $/MWh	*	
**Fee per REC transferred		$0.01
Transfer cost		$2.75
Total Payment in US$*:		**$2.75**

*Payment of Transfer Fees to the North American Renewables Registry

Preparado por y Certificado Correcto:

Miguel F. Irizarry Silvestrini
Superintendente Interino
División de Planificación y Estudios

Aprobado:

Alfonso Baretty Huertas
Director Interino
Planificación y Protección Ambiental

* LFGT shall convey to PREPA the Green Credits generated by the Facility at no additional cost to PREPA.

** The transfer of the Green Credits is at the expense of PREPA.

Purchased Power (NEO) Invoice Verification
Landfill Gas Technologies of Fajardo, LLC (Fajardo)
24-Mar-2021

Meter Reading Period	October-20
Billing Period	49 OPERATION
Days in Billing Period	31

Energy Payment

Net Electrical Output (NEO) in kWh	378,834.000
Energy Purchase Price (EPP) in $/kWh	$0.10
Energy Energy Payment (EP) in US$	$37,883.40

Payment Due Date: 17-Dec-2020

Preparado por y Certificado Correcto:

Miguel F. Irizarry Silvestrini
Superintendente Interino
División de Planificación y Estudios

Aprobado:

Alfonso Baretty Huertas
Director Interino
Planificación y Protección Ambiental

Renewable Energy Certificates (RECs or Green Credits) Invoice Verification
Landfill Gas Technologies of Fajardo, LLC (Fajardo)

24-Mar-2021

Meter Reading Period	October-20
Billing Period	49 OPERATION
Days in Billing Period	31

Green Credits Payment

Renewable Energy Certificates		379
Green Credit Purchase Price (GCPP) in $/MWh	*	
**Fee per REC transferred		$0.01
Transfer cost		$3.79
Total Payment in US$*:		**$3.79**

*Payment of Transfer Fees to the North American Renewables Registry

Preparado por y Certificado Correcto:

Miguel F. Irizarry Silvestrini
Superintendente Interino
División de Planificación y Estudios

Aprobado:

Alfonso Baretty Huertas
Director Interino
Planificación y Protección Ambiental

* LFGT shall convey to PREPA the Green Credits generated by the Facility at no additional cost to PREPA.

** The transfer of the Green Credits is at the expense of PREPA.

Purchased Power (NEO) Invoice Verification
Landfill Gas Technologies of Fajardo, LLC (Fajardo)
24-Mar-2021

Meter Reading Period	November-20
Billing Period	50 OPERATION
Days in Billing Period	30

Energy Payment

Net Electrical Output (NEO) in kWh	402,354.500
Energy Purchase Price (EPP) in $/kWh	$0.10
Energy Energy Payment (EP) in US$	$40,235.45

Payment Due Date: 16-Jan-2021

Preparado por y Certificado Correcto:

Miguel F. Irizarry Silvestrini
Superintendente Interino
División de Planificación y Estudios

Aprobado:

Alfonso Baretty Huertas
Director Interino
Planificación y Protección Ambiental

Renewable Energy Certificates (RECs or Green Credits) Invoice Verification
Landfill Gas Technologies of Fajardo, LLC (Fajardo)

24-Mar-2021

Meter Reading Period	November-20
Billing Period	50 OPERATION
Days in Billing Period	30

Green Credits Payment

Renewable Energy Certificates		402
Green Credit Purchase Price (GCPP) in $/MWh	*	
**Fee per REC transferred		$0.01
Transfer cost		$4.02
Total Payment in US$*:		**$4.02**

*Payment of Transfer Fees to the North American Renewables Registry

Preparado por y Certificado Correcto:

Miguel F. Irizarry Silvestrini
Superintendente Interino
División de Planificación y Estudios

Aprobado:

Alfonso Baretty Huertas
Director Interino
Planificación y Protección Ambiental

* LFGT shall convey to PREPA the Green Credits generated by the Facility at no additional cost to PREPA.

** The transfer of the Green Credits is at the expense of PREPA.

Mes	Energy (kWh	Billing Period	$/kWh	$ Total	CERs	Fracciones Mes	Fracc. Acum. Mes	Total Frac	Fracciones prox mes	$/CER	(GCP) in	Fee per REC	Transfer cos	$ Total CE	Capacity Factor
Feb-20	410,680.500	37 PRE-OPERATI	$0.10	$41,068.05	410	0.6805	0.287202	0.967702	0.967702	$0	$0	$0.01	$4.10	($4.10)	25%
Mar-20	578,067.500	38 PRE-OPERATI	$0.10	$57,806.75	579	0.067500	0.967702	1.035202	0.035202	$0	$0	$0.01	$5.79	($5.79)	32%
Apr-20	736,222.75	39 PRE-OPERATI	$0.10	$73,622.28	736	0.222750	0.035202	0.257952	0.257952	$0	$0	$0.01	$7.36	($7.36)	43%
May-20	675,284.00	40 PRE-OPERATI	$0.10	$67,528.40	675	0.284000	0.257952	0.541952	0.541952	$0	$0	$0.01	$6.75	($6.75)	38%
Jun-20	297,894.00	41 PRE-OPERATI	$0.10	$29,789.40	298	0.894000	0.541952	1.435952	0.435952	$0	$0	$0.01	$2.98	($2.98)	17%
Jul-20	371,690.00	42 PRE-OPERATI	$0.10	$37,169.00	372	0.690000	0.435952	1.125952	0.125952	$0	$0	$0.01	$3.72	($3.72)	21%
Aug-20	313,002.00	43 PRE-OPERATI	$0.10	$31,300.20	313	0.002000	0.125952	0.127952	0.127952	$0	$0	$0.01	$3.13	($3.13)	18%
Sep-20	465,916.00	44 PRE-OPERATI	$0.10	$46,591.60	466	0.916000	0.127952	1.043952	0.043952	$0	$0	$0.01	$4.66	($4.66)	27%
Oct-20	257,281.00	45 PRE-OPERATI	$0.10	$25,728.10	257	0.281000	0.043952	0.324952	0.324952	$0	$0	$0.01	$2.57	($2.57)	14%
Nov-20	320,398.50	46 PRE-OPERATI	$0.10	$32,039.85	320	0.398500	0.324952	0.723452	0.723452	$0	$0	$0.01	$3.20	($3.20)	19%
Dec-20		47 PRE-OPERATI	$0.10	$0.00	0	0.000000	0.723452	0.723452	0.723452	$0	$0	$0.01	$0.00	$0.00	0%
Jan-21		48 PRE-OPERATI	$0.10	$0.00	0	0.000000	0.723452	0.723452	0.723452	$0	$0	$0.01	$0.00	$0.00	0%
2/29/2021		49 PRE-OPERATI	$0.10	$0.00	0	0.000000	0.723452	0.723452	0.723452	$0	$0	$0.01	$0.00	$0.00	#VALUE!

*Landfill Gas Technologies transfiere los CERs libre de costo a la AEE.

4,426,436.25

Purchased Power (NEO) Invoice Verification
Landfill Gas Technologies of Fajardo, LLC (Toa Baja)
24-Mar-2021

Meter Reading Period	September-20
Billing Period	44 PRE-OPERATION
Days in Billing Period	30

Energy Payment

Net Electrical Output (NEO) in kWh	465,916.00
Energy Purchase Price (EPP) in $/kWh	$0.10
Energy Energy Payment (EP) in US$	$46,591.60

Payment Due Date: 16-Nov-2020

Preparado por y Certificado Correcto:

Miguel F. Irizarry Silvestrini
Superintendente Interino
División de Planificación y Estudios

Aprobado:

Alfonso Baretty Huertas
Director Interino
Planificación y Protección Ambiental

Renewable Energy Certificates (RECs or Green Credits) Invoice Verification
Landfill Gas Technologies of Fajardo, LLC (Toa Baja)
24-Mar-2021

Meter Reading Period	September-20
Billing Period	44 PRE-OPERATION
Days in Billing Period	30

Green Credits Payment

Renewable Energy Certificates		466
een Credit Purchase Price (GCPP) in $/MWh	*	
**Fee per REC transferred		$0.01
Transfer cost		$4.66

Total Payment in US$: **$4.66**

Payment Due Date: 16-Nov-2020

Preparado por y Certificado Correcto:

Miguel F. Irizarry Silvestrini
Superintendente Interino
División de Planificación y Estudios

Aprobado:

Alfonso Baretty Huertas
Director Interino
Planificación y Protección Ambiental

* LFGT shall convey to PREPA the Green Credits generated by the Facility at no additional cost to PREPA.

** The transfer of the Green Credits is at the expense of PREPA.

Purchased Power (NEO) Invoice Verification
Landfill Gas Technologies of Fajardo, LLC (Toa Baja)
24-Mar-2021

Meter Reading Period	October-20
Billing Period	45 PRE-OPERATION
Days in Billing Period	31

Energy Payment

Net Electrical Output (NEO) in kWh	257,281.00
Energy Purchase Price (EPP) in $/kWh	$0.10
Energy Energy Payment (EP) in US$	$25,728.10

Payment Due Date: 17-Dec-2020

Preparado por y Certificado Correcto:

Miguel F. Irizarry Silvestrini
Superintendente Interino
División de Planificación y Estudios

Aprobado:

Alfonso Baretty Huertas
Director Interino
Planificación y Protección Ambiental

Renewable Energy Certificates (RECs or Green Credits) Invoice Verification
Landfill Gas Technologies of Fajardo, LLC (Toa Baja)
24-Mar-2021

Meter Reading Period	October-20
Billing Period	45 PRE-OPERATION
Days in Billing Period	31

Green Credits Payment

Renewable Energy Certificates		257
een Credit Purchase Price (GCPP) in $/MWh	*	
**Fee per REC transferred		$0.01
Transfer cost		$2.57
Total Payment in US$*:		**$2.57**

***Payment of Transfer Fees to the North American Renewables Registry**

Preparado por y Certificado Correcto:

Miguel F. Irizarry Silvestrini
Superintendente Interino
División de Planificación y Estudios

Aprobado:

Alfonso Baretty Huertas
Director Interino
Planificación y Protección Ambiental

Purchased Power (NEO) Invoice Verification
Landfill Gas Technologies of Fajardo, LLC (Toa Baja)
24-Mar-2021

Meter Reading Period	November-20
Billing Period	46 PRE-OPERATION
Days in Billing Period	30

Energy Payment

Net Electrical Output (NEO) in kWh	320,398.50
Energy Purchase Price (EPP) in $/kWh	$0.10
Energy Energy Payment (EP) in US$	$32,039.85

Payment Due Date: 16-Jan-2021

Preparado por y Certificado Correcto:

Miguel F. Irizarry Silvestrini
Superintendente Interino
División de Planificación y Estudios

Aprobado:

Alfonso Baretty Huertas
Director Interino
Planificación y Protección Ambiental

Renewable Energy Certificates (RECs or Green Credits) Invoice Verification
Landfill Gas Technologies of Fajardo, LLC (Toa Baja)
24-Mar-2021

Meter Reading Period		November-20
Billing Period		46 PRE-OPERATION
Days in Billing Period		30

Green Credits Payment

Renewable Energy Certificates		320
een Credit Purchase Price (GCPP) in $/MWh	*	
**Fee per REC transferred		$0.01
Transfer cost		$3.20

Total Payment in US$*: $3.20

***Payment of Transfer Fees to the North American Renewables Registry**

Preparado por y Certificado Correcto:

Miguel F. Irizarry Silvestrini
Superintendente Interino
División de Planificación y Estudios

Aprobado:

Alfonso Baretty Huertas
Director Interino
Planificación y Protección Ambiental

* LFGT shall convey to PREPA the Green Credits generated by the Facility at no additional cost to PREPA.

** The transfer of the Green Credits is at the expense of PREPA.

Mes	Energy (kWh)	Billing Period	$/kWh	$ Total	CERs	Fracciones Mes	Fracc. Acum. Mes	Total Fracc	Fracciones prox mes	$/CER	$ Total CERs	Capacity
Dec-19	10,193,641.511	86	Ver abajo	$ 1,413,331.99	10194	0.641511	0.777533	1.419044	0.419044	Ver abajo	$ 282,717.04	18%
Jan-20	5,148,737.250	87	$0.13873	$714,284.32	5149	0.737250	0.419044	1.156294	0.156294	$27.75	$142,884.75	9%
Feb-20	13,656,138.013	88	$0.13873	$1,894,516.03	13656	0.138013	0.156294	0.294307	0.294307	$27.75	$378,954.00	26%
Mar-20	11,210,737.008	89	$0.13873	$1,555,265.55	11211	0.737008	0.294307	1.031315	0.031315	$27.75	$311,105.25	20%
Apr-20	12,928,347.004	90	$0.13873	$1,793,549.58	12928	0.347004	0.031315	0.378319	0.52795	$27.75	$358,752.00	24%
May-20	15,986,079.000	91	$0.13873	$2,217,748.74	15986	0.079000	0.527950	0.606950	0.60695	$27.75	$443,611.50	29%
Jun-20	17,668,297.000	92	$0.13873	$2,451,122.84	17668	0.297000	0.60695	0.903950	0.90395	$27.75	$490,287.00	33%
Jul-20	19,455,003.000	93	$0.13873	$2,698,992.57	19455	0.003000	0.903950	0.906950	0.90695	$27.75	$539,876.25	35%
Aug-20	14,886,690.000	94	$0.13873	$2,065,230.50	14887	0.690000	0.90695	1.596950	0.59695	$27.75	$413,114.25	27%
Sep-20	7,652,427.000	95	$0.13873	$1,061,621.20	7653	0.427000	0.59695	1.023950	0.02395	$27.75	$212,370.75	14%
Oct-20	9,328,109.000	96	$0.13873	$1,294,088.56	9328	0.109000	0.02395	0.132950	0.13295	$27.75	$258,852.00	17%
Nov-20	7,753,220.285	97	$0.13873	$1,075,604.25	7753	0.220285	0.13295	0.353235	0.353235	$27.75	$215,145.75	14%
Dec-20	0.000	98	Ver abajo	$ -	0	0.000000	0.353235	0.353235	0.353235	Ver abajo	$ -	0%

*Según contrato, la AEE es responsable del costo de las transferencias de los CERs, por lo que no se retiene dicho costo a Pattern.

Escalacion 5 de diciembre 2019
Energía 1 al 4 de diciembre 405805.75
Precio energia $0.136680
Costo $ 55,465.53
Energia 5 al 31 diciembre 9787835.761
Precio energia $0.138730
Costo $1,357,866.46
Energia total mes 10193641.51
Costo total mes $1,413,331.99

Notas:
COD 5 de diciembre

		Fracciones	Mes anterior	Total
CERs 1 al 4 de diciembre 20	406.000000	0.80575	0.777533	1.58328
Precio energia #########				
Costo	$ 11,100.04		Sobrantes del 1 al 4	Total
CERs 5 al 31diciembre	9788.000000	0.835761	0.583283	1.41904
Precio energia #########				
Costo	$ 271,617.00			
CERs totales*	10194	1.641511		
Costo total mes	$ 282,717.04			

* Verificar que las fracciones y CERs totales sean iguales en la tabla

Escalacion 5 de diciembre 2020
Energía 1 al 4 de diciembre
Precio energia $0.138730
Costo $ -
Energia 5 al 31 diciembre
Precio energia
Costo $ -
Energia total mes 0
Costo total mes $ -

		Fracciones	Mes anterior	Total
CERs 1 al 4 de diciembre 20	0.000000	0	0.353235	0.35324
Precio energia #########				
Costo	$ -		Sobrantes del 1 al 4	Total
CERs 5 al 31diciembre	0.000000	0	0.353235	0.35324
Precio energia				
Costo	$ -			
CERs totales*	0	0		
Costo total mes	$ -			

* Verificar que las fracciones y CERs totales sean iguales en la tabla

Purchased Power (NEO) Invoice Verification
Pattern Santa Isabel, LLC.

24-Mar-21

Meter Reading Period	September-20
Billing Period	95
Days in Billing Period	30

Energy Payment

Net Electrical Output (NEO) in kWh	7,652,427.000
Energy Purchase Price (EPP) in $/kWh	$0.13873
Energy Payment (EP) in US$	$1,061,621.20

Total Payment in US$: $1,061,621.20

Payment Due Date: 16-Nov-2020

Preparado por y Certificado Correcto:

Miguel F. Irizarry Silvestrini
Superintendente Interino
División de Planificación y Estudios

Aprobado:

Alfonso Baretty Huertas
Director Interino
Planificación y Protección Ambiental

Purchased Power (CERs) Invoice Verification
Pattern Santa Isabel, LLC.

24-Mar-21

Meter Reading Period Start Date	September-20
Billing Period	95
Days in Billing Period	30

Green Credits Payment

Renewable Energy Certificates	7,653
en Credit Purchase Price (GCPP) in $/MWh	27.75
Green Credits Payment (GCP) in $	$212,370.75

Total Payment in US$:	**$212,370.75**
Payment Due Date:	16-Nov-2020

Preparado por y Certificado Correcto:

Miguel F. Irizarry Silvestrini
Superintendente Interino
División de Planificación y Estudios

Aprobado:

Alfonso Baretty Huertas
Director Interino
Planificación y Protección Ambiental

Purchased Power (NEO) Invoice Verification
Pattern Santa Isabel, LLC.

24-Mar-21

Meter Reading Period	October-20
Billing Period	96
Days in Billing Period	31

Energy Payment

Net Electrical Output (NEO) in kWh	9,328,109.000
Energy Purchase Price (EPP) in $/kWh	$0.13873
Energy Payment (EP) in US$	$1,294,088.56

Total Payment in US$: $1,294,088.56

Payment Due Date: 17-Dec-2020

Preparado por y Certificado Correcto:

Miguel F. Irizarry Silvestrini
Superintendente Interino
División de Planificación y Estudios

Aprobado:

Alfonso Baretty Huertas
Director Interino
Planificación y Protección Ambiental

Purchased Power (CERs) Invoice Verification
Pattern Santa Isabel, LLC.

24-Mar-21

Meter Reading Period Start Date	October-20
Billing Period	96
Days in Billing Period	31

Green Credits Payment

Renewable Energy Certificates	9,328
en Credit Purchase Price (GCPP) in $/MWh	27.75
Green Credits Payment (GCP) in $	$258,852.00

Total Payment in US$:	**$258,852.00**
Payment Due Date:	17-Dec-2020

Preparado por y Certificado Correcto:

Miguel F. Irizarry Silvestrini
Superintendente Interino
División de Planificación y Estudios

Aprobado:

Alfonso Baretty Huertas
Director Interino
Planificación y Protección Ambiental

Purchased Power (NEO) Invoice Verification
Pattern Santa Isabel, LLC.

24-Mar-21

Meter Reading Period	November-20
Billing Period	97
Days in Billing Period	30

Energy Payment

Net Electrical Output (NEO) in kWh	7,753,220.285
Energy Purchase Price (EPP) in $/kWh	$0.13873
Energy Payment (EP) in US$	$1,075,604.25

Total Payment in US$: $1,075,604.25

Payment Due Date: 16-Jan-2021

Preparado por y Certificado Correcto:

Miguel F. Irizarry Silvestrini
Superintendente Interino
División de Planificación y Estudios

Aprobado:

Alfonso Baretty Huertas
Director Interino
Planificación y Protección Ambiental

Purchased Power (CERs) Invoice Verification
Pattern Santa Isabel, LLC.

24-Mar-21

Meter Reading Period Start Date	November-20
Billing Period	97
Days in Billing Period	30

Green Credits Payment

Renewable Energy Certificates	7,753
en Credit Purchase Price (GCPP) in $/MWh	27.75
Green Credits Payment (GCP) in $	$215,145.75

Total Payment in US$:	**$215,145.75**
Payment Due Date:	16-Jan-2021

Preparado por y Certificado Correcto:

Miguel F. Irizarry Silvestrini
Superintendente Interino
División de Planificación y Estudios

Aprobado:

Alfonso Baretty Huertas
Director Interino
Planificación y Protección Ambiental

#REF!

Mes	Energy (kWh	Billing Perio	$/kWh	$ Total	CERs	Fracciones Mes	Fracc. Acum. Mes	Total Fracc	Fracciones prox mes	$/CER	(GCP) in	Fee per REC	Transfer cost	$ Total CE	Capacity Factor
Sep-20	351,803.000	110	Ver Abajo	$ 62,806.39	352	0.803	0.874170	1.67717	0.67717	$36	$12,672	$1.01	$355.52	$12,316.48	23%
Oct-20	390,854.000	111	$0.179	$69,962.87	391	0.854	0.67717	1.53117	0.53117	$35	$13,685	$0.01	$3.91	$13,681.09	25%
Nov-20	340,857.135	112	$0.179	$61,013.43	341	0.857135	0.53117	1.388305	0.388305	$35	$11,935	$0.01	$3.41	$11,931.59	23%
Dec-20		113	$0.179	$0.00	0	0	0.388305	0.388305	0.388305	$35	$0	$0.01	$0.00	$0.00	0%
Jan-21		114	$0.179	$0.00	0	0	0.388305	0.388305	0.388305	$35	$0	$0.01	$0.00	$0.00	0%
Feb-21		115	$0.179	$0.00	0	0	0.388305	0.388305	0.388305	$35	$0	$0.01	$0.00	$0.00	0%
Mar-21		116	$0.179	$0.00	0	0	0.388305	0.388305	0.388305	$35	$0	$0.01	$0.00	$0.00	0%
Apr-21		117	$0.179	$0.00	0	0	0.388305	0.388305	0.388305	$35	$0	$0.01	$0.00	$0.00	0%
May-21		118	$0.179	$0.00	0	0	0.388305	0.388305	0.388305	$35	$0	$0.01	$0.00	$0.00	0%
Jun-21		119	$0.179	$0.00	0	0	0.388305	0.388305	0.388305	$35	$0	$0.01	$0.00	$0.00	0%
Jul-21		120	$0.179	$0.00	0	0	0.388305	0.388305	0.388305	$35	$0	$0.01	$0.00	$0.00	0%
Aug-21		121	$0.179	$0.00	0	0	0.388305	0.388305	0.388305	$35	$0	$0.01	$0.00	$0.00	0%
Sep-21		122	Ver Abajo	$ -	0	0	0.388305	0.388305	0.388305	$36	$0	$1.01	$0.00	$0.00	0%
				$ -	$ -	$ -	$ -	$ -	$ -	$ -	$ -	$ -	$ -	$ -	$ -
44104	351,803.000	110	Ver Abajo	62806.387	352	0.803	0.87417	1.67717	0.67717	36	12672	1.01	355.52	12316.48	23.3%

Escalacion 7 de Septiembre 2020			
Energía 1 al 6 Septiembre	55,450.000		
Precio energia	0.176		
Costo	$ 9,759.20		
Energia 7 al 30 Septiembre	296,353.000		
Precio energia	0.179		
Costo	$ 53,047.19	CERs:	
Energia total mes	351,803.000		352
Costo total mes	$ 62,806.39		

Notas:

COD: ***7 de septiembre***

Escalacion 7 de Septiembre 2021			
Energía 1 al 6 Septiembre			
Precio energia	0.179		
Costo	$ -		
Energia 7 al 30 Septiembre			
Precio energia	0.179		
Costo	$ -	CERs:	
Energia total mes	0.000		0
Costo total mes	$ -		

Purchased Power (NEO) Invoice Verification
Windmar Renewable Energy, Inc. - Cantera Martinó

24-Mar-21

Meter Reading Period	September-20
Billing Period	110
Days in Billing Period	30

Energy Payment

Net Electrical Output (NEO) in kWh	55,450.000
Energy Purchase Price (EPP) in $/kWh	$0.176
Energy Payment (EP) in US$	$9,759.20
Net Electrical Output (NEO) in kWh	296,353.000
Energy Purchase Price (EPP) in $/kWh	$0.179
Energy Payment (EP) in US$	$53,047.19

Total Payment in US$: $62,806.39

Payment Due Date: 16-Nov-2020

Preparado por y Certificado Correcto:

Miguel F. Irizarry Silvestrini, Superintendente I
División de Planificación y Estudios

Aprobado:

Efran Paredes Maisonet, Director
Planificación y Protección Ambiental

Purchased Power (CERs) Invoice Verification
Windmar Renewable Energy, Inc. - Cantera Martinó

24-Mar-21

Meter Reading Period Start Date	September-20
Billing Period	110
Days in Billing Period	30

Green Credits Payment

Renewable Energy Certificates	352
Green Credit Purchase Price (GCPP) in $/MWh	35
Green Credits Payment (GCP) in $	$12,320.00
Fee per REC transferred	$0.01
Transfer cost	$3.52
Total Payment in US$:	**$12,316.48**

Payment Due Date: 16-Nov-2020

Preparado por y Certificado Correcto:

Miguel F. Irizarry Silvestrini, Superintendente Interi
División de Planificación y Estudios

Aprobado:

Efran Paredes Maisonet, Director
Planificación y Protección Ambiental

Purchased Power (NEO) Invoice Verification
Windmar Renewable Energy, Inc. - Cantera Martinó

24-Mar-21

Meter Reading Period	October-20
Billing Period	111
Days in Billing Period	31

Energy Payment

Net Electrical Output (NEO) in kWh	390,854.000
Energy Purchase Price (EPP) in $/kWh	$0.179
Energy Payment (EP) in US$	$69,962.87

Total Payment in US$: $69,962.87

Payment Due Date: 17-Dec-2020

Preparado por y Certificado Correcto:

Miguel F. Irizarry Silvestrini
Superintendente Interino
División de Planificación y Estudios

Aprobado:

Alfonso Baretty Huertas
Director Interino
Planificación y Protección Ambiental

Purchased Power (CERs) Invoice Verification
Windmar Renewable Energy, Inc. - Cantera Martinó

24-Mar-21

Meter Reading Period Start Date	October-20
Billing Period	111
Days in Billing Period	31

Green Credits Payment

Renewable Energy Certificates	391
Green Credit Purchase Price (GCPP) in $/MWh	35
Green Credits Payment (GCP) in $	$13,685.00
Fee per REC transferred	$0.01
Transfer cost	$3.91
Total Payment in US$:	**$13,681.09**

Payment Due Date: 17-Dec-2020

Preparado por y Certificado Correcto:

Miguel F. Irizarry Silvestrini
Superintendente Interino
División de Planificación y Estudios

Aprobado:

Alfonso Baretty Huertas
Director Interino
Planificación y Protección Ambiental

Purchased Power (NEO) Invoice Verification
Windmar Renewable Energy, Inc. - Cantera Martinó

24-Mar-21

Meter Reading Period	November-20
Billing Period	112
Days in Billing Period	30

Energy Payment

Net Electrical Output (NEO) in kWh	340,857.135
Energy Purchase Price (EPP) in $/kWh	$0.1790
Energy Payment (EP) in US$	$61,013.43

Total Payment in US$: **$61,013.43**

Payment Due Date: 16-Jan-2021

Preparado por y Certificado Correcto:

Miguel F. Irizarry Silvestrini
Superintendente Interino
División de Planificación y Estudios

Aprobado:

Alfonso Baretty Huertas
Director Interino
Planificación y Protección Ambiental

Purchased Power (CERs) Invoice Verification
Windmar Renewable Energy, Inc. - Cantera Martinó

24-Mar-21

Meter Reading Period Start Date	November-20
Billing Period	112
Days in Billing Period	30

Green Credits Payment

Renewable Energy Certificates	341
Green Credit Purchase Price (GCPP) in $/MWh	35
Green Credits Payment (GCP) in $	$11,935.00
Fee per REC transferred	$0.01
Transfer cost	$3.41
Total Payment in US$:	**$11,931.59**

Payment Due Date: 16-Jan-2021

Preparado por y Certificado Correcto:

Miguel F. Irizarry Silvestrini
Superintendente Interino
División de Planificación y Estudios

Aprobado:

Alfonso Baretty Huertas
Director Interino
Planificación y Protección Ambiental

Datos Oriana 2020

Mes	Energy (kWh	Billing Period	$/kWh	$ Total	CERs	Fracciones Mes	Fracc. Acum. Mes	Total Fracc	Fracciones prox mes	$/CER	(GCP) in	Fee per REC	Transfer cos	$GCP Total Cl	Capacity Factor
Dec-19	6,358,655.385	37 OPERATION	Ver abajo	$989,377.37	6296	0.300263	0.18084	0.4811	0.4811	$30	$188,880	$0.01	$62.96	$188,817.04	19%
Jan-20	5,119,313.250	38 OPERATION	$0.159	$813,970.81	5119	0.31325	0.4811	0.79435	0.79435	$30	$153,570	$0.01	$51.19	$153,518.81	15%
Feb-20	6,104,734.511	39 OPERATION	$0.159	$970,652.79	6105	0.734511	0.79435	1.52886	0.52886	$30	$183,150	$0.01	$61.05	$183,088.95	19%
Mar-20	6,912,375.000	40 OPERATION	$0.159	##########	6912	0.375	0.52886	0.90386	0.90386	$30	$207,360	$0.01	$69.12	$207,290.88	21%
Apr-20	7,923,212.012	41 OPERATION	$0.159	##########	7924	0.212012	0.90386	1.11587	0.11587	$30	$237,720	$0.01	$79.24	$237,640.76	24%
May-20	8,657,686.000	42 OPERATION	$0.159	##########	8657	0.686	0.11587	0.80187	0.80187	$30	$259,710	$0.01	$86.57	$259,623.43	26%
Jun-20	8,717,574.000	43 OPERATION	$0.159	##########	8718	0.574	0.80187	1.37587	0.37587	$30	$261,540	$0.01	$87.18	$261,452.82	27%
Jul-20	8,031,801.000	44 OPERATION	$0.159	##########	8032	0.801	0.37587	1.17687	0.17687	$30	$240,960	$0.01	$80.32	$240,879.68	24%
Aug-20	8,738,742.000	45 OPERATION	$0.159	##########	8738	0.742	0.17687	0.91887	0.91887	$30	$262,140	$0.01	$87.38	$262,052.62	26%
Sep-20	7,590,075.000	46 OPERATION	$0.159	##########	7590	0.075	0.91887	0.99387	0.99387	$30	$227,700	$0.01	$75.90	$227,624.10	23%
Oct-20	7,668,422.000	47 OPERATION	$0.159	##########	7669	0.422	0.99387	1.41587	0.41587	$30	$230,070	$0.01	$76.69	$229,993.31	23%
Nov-20	6,366,661.259	48 OPERATION	$0.159	##########	6367	0.661259	0.41587	1.07713	0.07713	$30	$191,010	$0.01	$63.67	$190,946.33	20%
Dec-20		49 OPERATION	Ver abajo	$ -	0	0	0.07713	0.07713	0.07713	$30	$0	$0.01	$0.00	$0.00	0%
Jan-21		50 OPERATION	$0.162	$0.00	0	0	0.07713	0.07713	0.07713	$30	$0	$0.01	$0.00	$0.00	0%
Feb-21		51 OPERATION	$0.162	$0.00	0	0	0.07713	0.07713	0.07713	$30	$0	$0.01	$0.00	$0.00	0%

* La AEE retiene el costo de las transferencias (Transfer cost) del pago de los CERs

Dec-19	
KWH 1 al 15	3911457
Costo kWh	$0.156
Total $	$610.187.29
KWh 20 al 3	2384843.263
Costo kWh	$0.159
Total $	$379,190.08
Total Mes$	$989,377.37

Dec-20		
KWH 1 al 19 Dic		
Costo kWh		0.159
Total $	$	-
KWh 20 al 31 Dic		
Costo kWh		0.162
Total $	$	-
Total Mes$	$	-

Notas:

PRE-OP: **9 de septiembre de 2016**

COD: ***20 Dic 2016***

Purchased Power (NEO) Invoice Verification
Oriana Energy, LLC

March 24, 2021

Meter Reading Period	September-20
Billing Period	46 OPERATION
Days in Billing Period	30

Energy Payment

Net Electrical Output (NEO) in kWh	7,590,075.000
Energy Purchase Price (EPP) in $/kWh	$0.159
Energy Payment (EP) in US$	$1,206,821.93

Total Payment in US$: **$1,206,821.93**

Payment Due Date: 16-Nov-2020

Preparado por y Certificado Correc

Miguel Irizarry Silvestrini
Superintendente Interino
División de Planificación y Estudios

Aprobado:

Alfonso Baretty Huertas
Director Interino
Planificación y Protección Ambient

Purchased Power (CERs) Invoice Verification
Oriana Energy, LLC

March 24, 2021

Meter Reading Period Start Date	September-20
Billing Period	46 OPERATION
Days in Billing Period	30

Green Credits Payment

Renewable Energy Certificates	7,590
een Credit Purchase Price (GCPP) in $/MWh	30
Green Credits Payment (GCP) in $	$227,700.00
Fee per REC transferred	$0.010
Transfer cost	$75.90

Total Payment in US$: **$227,624.10**

Payment Due Date: 16-Nov-2020

Preparado por y Certificado Correcto:

Miguel Irizarry Silvestrini
Superintendente Interino
División de Planificación y Estudios

Aprobado:

Alfonso Baretty Huertas
Director Interino
Planificación y Protección Ambiental

Purchased Power (NEO) Invoice Verification
Oriana Energy, LLC

March 24, 2021

Meter Reading Period	October-20
Billing Period	47 OPERATION
Days in Billing Period	31

Energy Payment

Net Electrical Output (NEO) in kWh	7,668,422.000
Energy Purchase Price (EPP) in $/kWh	$0.159
Energy Payment (EP) in US$	$1,219,279.10

Total Payment in US$: $1,219,279.10

Payment Due Date: 17-Dec-2020

Preparado por y Certificado Correc

Miguel Irizarry Silvestrini
Superintendente Interino
División de Planificación y Estudios

Aprobado:

Alfonso Baretty Huertas
Director Interino
Planificación y Protección Ambient

Purchased Power (CERs) Invoice Verification
Oriana Energy, LLC

March 24, 2021

Meter Reading Period Start Date	October-20
Billing Period	47 OPERATION
Days in Billing Period	31

Green Credits Payment

Renewable Energy Certificates	7,669
een Credit Purchase Price (GCPP) in $/MWh	30
Green Credits Payment (GCP) in $	$230,070.00
Fee per REC transferred	$0.010
Transfer cost	$76.69

Total Payment in US$:	**$229,993.31**

Payment Due Date: 17-Dec-2020

Preparado por y Certificado Correcto:

Miguel Irizarry Silvestrini
Superintendente Interino
División de Planificación y Estudios

Aprobado:

Alfonso Baretty Huertas
Director Interino
Planificación y Protección Ambiental

Purchased Power (NEO) Invoice Verification
Oriana Energy, LLC

March 24, 2021

Meter Reading Period	November-20
Billing Period	48 OPERATION
Days in Billing Period	30

Energy Payment

Net Electrical Output (NEO) in kWh	6,366,661.259
Energy Purchase Price (EPP) in $/kWh	$0.159
Energy Payment (EP) in US$	$1,012,299.14

Total Payment in US$: $1,012,299.14

Payment Due Date: 16-Jan-2021

Preparado por y Certificado Correc

Miguel Irizarry Silvestrini
Superintendente Interino
División de Planificación y Estudios

Aprobado:

Alfonso Baretty Huertas
Director Interino
Planificación y Protección Ambient

Purchased Power (CERs) Invoice Verification
Oriana Energy, LLC

March 24, 2021

Meter Reading Period Start Date	November-20
Billing Period	48 OPERATION
Days in Billing Period	30

Green Credits Payment

Renewable Energy Certificates	6,367
een Credit Purchase Price (GCPP) in $/MWh	30
Green Credits Payment (GCP) in $	$191,010.00
Fee per REC transferred	$0.010
Transfer cost	$63.67

Total Payment in US$: **$190,946.33**

Payment Due Date: 16-Jan-2021

Preparado por y Certificado Correcto:

Miguel Irizarry Silvestrini
Superintendente Interino
División de Planificación y Estudios

Aprobado:

Alfonso Baretty Huertas
Director Interino
Planificación y Protección Ambiental

Mes	Energy (kWh	Diesels (kWh	Billing Perio	$/kWh	$ Total	CERs	Fracciones Mes	Fracc. Acum. Mes	Total Fracc	Fracciones prox mes	$/CER	(GCP) in	Fee per REC	Transfer cost	$GCP Total CE	Capacity Factor
Dec-19	2,770,540.000	13,438.110	49 OPERATIC	0.159/0.162	$ 444,694.72	2757	0.10189	0.02262	0.12451	0.12451	$35	$96,495	$0.01	$27.57	$96,467.43	19%
Jan-20	2,157,621.000	11,349.416	50 OPERATIC	$0.162	$349,534.60	2146	0.271584	0.12451	0.39609	0.39609	$35	$75,110	$0.01	$21.46	$75,088.54	15%
Feb-20	2,845,221.022	15,381.112	51 OPERATIC	$0.162	$460,925.81	2830	0.83991	0.39609	1.236	0.236	$35	$99,050	$0.01	$28.30	$99,021.70	20%
Mar-20	3,189,645.500	38,147.911	52 OPERATIC	$0.162	$516,722.57	3151	0.497589	0.236	0.73359	0.73359	$35	$110,285	$0.01	$31.51	$110,253.49	21%
Apr-20	3,360,486.500	6,306.972	53 OPERATIC	$0.162	$544,398.81	3354	0.179528	0.73359	0.91312	0.91312	$35	$117,390	$0.01	$33.54	$117,356.46	23%
May-20	3,220,970.000	11,216.000	54 OPERATIC	$0.162	$521,797.14	3210	0.754	0.91312	1.66712	0.66712	$35	$112,350	$0.01	$32.10	$112,317.90	22%
Jun-20	3,154,936.000	7,754.000	55 OPERATIC	$0.162	$511,099.63	3147	0.182	0.66712	0.84912	0.84912	$35	$110,145	$0.01	$31.47	$110,113.53	22%
Jul-20	3,078,184.000	5,239.000	56 OPERATIC	$0.162	$498,665.81	3073	0.945	0.84912	1.79412	0.79412	$35	$107,555	$0.01	$30.73	$107,524.27	21%
Aug-20	2,888,942.000	4,378.000	57 OPERATIC	$0.162	$468,008.60	2885	0.564	0.79412	1.35812	0.35812	$35	$100,975	$0.01	$28.85	$100,946.15	19%
Sep-20	2,690,763.000	4,083.000	58 OPERATIC	$0.162	$435,903.61	2687	0.68	0.35812	1.03812	0.03812	$35	$94,045	$0.01	$26.87	$94,018.13	19%
Oct-20	2,621,539.000	5,655.000	59 OPERATIC	$0.162	$424,689.32	2615	0.884	0.03812	0.92212	0.92212	$35	$91,525	$0.01	$26.15	$91,498.85	18%
Nov-20	2,227,996.00	6,271.412	60 OPERATIC	$0.162	$360,935.35	2222	0.724588	0.92212	1.64671	0.64671	$35	$77,770	$0.01	$22.22	$77,747.78	15%
Dec-20			61 OPERATIC	Ver Abajo	$ -	0	0	0.64671	0.64671	0.64671	$35	$0	$0.01	$0.00	$0.00	0%

* La AEE retiene el costo de las transferencias (Transfer cost) del pago de los CERs

Escalacion 16 de Diciembre de 2020		
Energía 1 al 15 diciembre		
Precio energia	0.162	
Costo		$ -
Energia 16 al 31 diciembre		
Precio energia		
Costo		$ -
Energia total mes		0
Costo total mes		$ -

Notas:

PRE-OP: **4 de noviembre de 2014**

COD: ***16 de diciembre de 2015***

Purchased Power (NEO) Invoice Verification
San Fermín Solar Farm, LLC

March 24, 2021

Meter Reading Period	September-20
Billing Period	58 OPERATION
Days in Billing Period	30

Energy Payment

Net Electrical Output (NEO) in kWh	2,690,763.000
Energy Purchase Price (EPP) in $/kWh	$0.162
Energy Payment (EP) in US$	$435,903.61

Total Payment in US$: **$435,903.61**

Payment Due Date: 16-Nov-2020

Preparado por y Certificado Correc

Miguel Irizarry Silvestrini
Superintendente Interino
División de Planificación y Estudios

Aprobado:

Alfosno Baretty Huertas
Director Interino
Planificación y Protección Ambient

Purchased Power (CERs) Invoice Verification
San Fermín Solar Farm, LLC

March 24, 2021

Meter Reading Period Start Date	September-20
Billing Period	58 OPERATION
Days in Billing Period	30

Green Credits Payment

Renewable Energy Certificates	2,687
een Credit Purchase Price (GCPP) in $/MWh	35
Green Credits Payment (GCP) in $	$94,045.00
Fee per REC transferred	$0.010
Transfer cost	$26.87

Total Payment in US$: **$94,018.13**

Payment Due Date: 16-Nov-2020

Preparado por y Certificado Correcto:

Miguel Irizarry Silvestrini
Superintendente Interino
División de Planificación y Estudios

Aprobado:

Alfosno Baretty Huertas
Director Interino

Purchased Power (NEO) Invoice Verification
San Fermín Solar Farm, LLC

March 24, 2021

Meter Reading Period	October-20
Billing Period	59 OPERATION
Days in Billing Period	31

Energy Payment

Net Electrical Output (NEO) in kWh	2,621,539.000
Energy Purchase Price (EPP) in $/kWh	$0.162
Energy Payment (EP) in US$	$424,689.32

Total Payment in US$: $424,689.32

Payment Due Date: 17-Dec-2020

Preparado por y Certificado Correc

Miguel Irizarry Silvestrini
Superintendente Interino
División de Planificación y Estudios

Aprobado:

Alfosno Baretty Huertas
Director Interino
Planificación y Protección Ambient

Purchased Power (CERs) Invoice Verification
San Fermín Solar Farm, LLC

March 24, 2021

Meter Reading Period Start Date	October-20
Billing Period	59 OPERATION
Days in Billing Period	31

Green Credits Payment

Renewable Energy Certificates	2,615
een Credit Purchase Price (GCPP) in $/MWh	35
Green Credits Payment (GCP) in $	$91,525.00
Fee per REC transferred	$0.010
Transfer cost	$26.15

Total Payment in US$: **$91,498.85**

Payment Due Date: 17-Dec-2020

Preparado por y Certificado Correcto:

Miguel Irizarry Silvestrini
Superintendente Interino
División de Planificación y Estudios

Aprobado:

Alfosno Baretty Huertas
Director Interino
Planificación y Protección Ambiental

Purchased Power (NEO) Invoice Verification
San Fermín Solar Farm, LLC

March 24, 2021

Meter Reading Period	November-20
Billing Period	60 OPERATION
Days in Billing Period	30

Energy Payment

Net Electrical Output (NEO) in kWh	2,227,996.000
Energy Purchase Price (EPP) in $/kWh	$0.162
Energy Payment (EP) in US$	$360,935.35

Total Payment in US$: $360,935.35

Payment Due Date: 16-Jan-2021

Preparado por y Certificado Correc

Miguel Irizarry Silvestrini
Superintendente Interino
División de Planificación y Estudios

Aprobado:

Alfosno Baretty Huertas
Director Interino
Planificación y Protección Ambient

Purchased Power (CERs) Invoice Verification
San Fermín Solar Farm, LLC

March 24, 2021

Meter Reading Period Start Date	November-20
Billing Period	60 OPERATION
Days in Billing Period	30

Green Credits Payment

Renewable Energy Certificates	2,222
een Credit Purchase Price (GCPP) in $/MWh	35
Green Credits Payment (GCP) in $	$77,770.00
Fee per REC transferred	$0.010
Transfer cost	$22.22
Total Payment in US$:	**$77,747.78**
Payment Due Date:	16-Jan-2021

Preparado por y Certificado Correcto:

Miguel Irizarry Silvestrini
Superintendente Interino
División de Planificación y Estudios

Aprobado:

Alfosno Baretty Huertas
Director Interino
Planificación y Protección Ambiental

PUERTO RICO ELECTRIC POWER AUTHORITY
ECONOMIC AND FINANCIAL ANALYSIS DEPARTMENT

GRAND SUMMARY (RECONCILIATIONS OF COST VS. REVENUES)

December 2020 to February 2021

Fuel Adjustment Clause

	Dec-20	Jan-21	Feb-21	QUARTER GRAND TOTAL
BARRELS USED	1,494,717.07	1,413,919.34	1,287,087.66	4,195,724.07
NATURAL GAS BARRELS	568,619.53	719,385.17	636,402.52	1,924,407.22
COST OF BARRELS	$ 92,147,125.26	$ 88,685,856.91	$ 82,554,471.55	$ 263,387,453.72
PRICE PER BARREL BEFORE AUTHORITY USE	$ 61.65	$ 62.72	$ 64.14	$ 62.78
AUTHORITY USE COST	$ (133,013.29)	$ (215,344.73)	$ (192,059.14)	$ (540,417.16)
SHIPPING COST (40 cents per barrel - not including natural gas)	$ 370,439.02	$ 277,813.67	$ 260,274.06	$ 908,526.74
BARRELS USED FOR MONTH	1,494,717.07	1,413,919.34	1,287,087.66	4,195,724.07
COST PER BARREL	$ 61.81	$ 62.77	$ 64.19	$ 62.86
FUEL COST FOR MONTH	$ 92,384,550.99	$ 88,748,325.85	$ 82,622,686.47	$ 263,755,563.30
FUEL TRANSFERRED TO ECOELÉCTRICA LLC, PER REVISED CONTRACT	$ 20,922,028.42	$ 18,159,342.99	$ 17,332,661.31	$ 56,414,032.72
PRIOR PERIOD ADJUSTMENTS *PER PREB ORDER--->*	$0.00	$ 6,264,420.65	$ 5,952,673.03	$12,217,093.68
FUEL COST TO BE RECOVERED	$ 113,306,579.41	$ 113,172,089.49	$ 105,908,020.81	$ 332,386,689.70
BILLED SALES FOR FUEL ADJUSTMENT CLAUSE; PER SALES REPORTS	$ 71,039,024.77	$ 104,698,789.48	$ 104,940,715.65	$ 280,678,529.89
OTHER ADJUSTMENTS (explain)	$ -	$ -	$ -	$ -
AMOUNT TO BE RECOVERED OR (RETURNED); FUEL ADJUSTMENT CLAUSE	**$ 42,267,554.63**	**$ 8,473,300.01**	**$ 967,305.16**	**$ 51,708,159.81**

Allocation of Prior Period Adjustments Using Forecast Sales - October to December 2020

	July	August	September	Totals
Estimated Retail Sales (kWh)	1,416,797,715	1,311,582,413	1,272,498,741	4,000,878,869
FAC Adjustments & Allocation	*$0.00*			
Prior Period Adjustments for March/April	$ -	$ -	$ -	$ -
	-	-	-	$ -
Net FAC Prior Period Adjustments	**$0.00**	**$0.00**	**$0.00**	**$0.00**
PPAC Adjustments & Allocation	*($6,651,786.95)*			
Prior Period Adjustments for March/April	$ (2,355,541.58)	$ (2,180,612.58)	$ (2,115,632.79)	$ (6,651,786.95)
	-	-	-	$ -
Net PPAC Prior Period Adjustments	**($2,355,541.58)**	**($2,180,612.58)**	**($2,115,632.79)**	**($6,651,786.95)**

Allocation of Prior Period Adjustments Using Forecast Sales - January to March 2021

	January	Febraury	March	Totals
Estimated Retail Sales (kWh)	1,199,190,425	1,139,512,957	1,283,159,959	3,621,863,341
FAC Adjustments & Allocation	*$18,920,160.67*			
Prior Period Adjustments for March/April	$ 6,264,420.65	$ 5,952,673.03	$ 6,703,066.99	$ 18,920,160.67
	-	-	-	$ -
Net FAC Prior Period Adjustments	**$6,264,420.65**	**$5,952,673.03**	**$6,703,066.99**	**$18,920,160.67**
PPAC Adjustments & Allocation	*($40,025,928.03)*			
Prior Period Adjustments for March/April	$ (13,252,490.53)	$ (12,592,983.03)	$ (14,180,454.46)	$ (40,025,928.03)
	-	-	-	$ -
Net PPAC Prior Period Adjustments	**($13,252,490.53)**	**($12,592,983.03)**	**($14,180,454.46)**	**($40,025,928.03)**

Purchased Power Clause - DECEMBER 2020

	KWH	$	C.E.R'S AND APX	INVOICE ADJUSTMENTS	LESS: AUTHORITY USE	COST FOR MONTH
ECOELÉCTRICA	300,117,298	$ 13,211,898.53	$ -	$ -	$ (53,843.36)	$ 13,158,055.17
AES	291,991,335	24,845,251.70	-	-	(52,385.50)	24,792,866.20
WINDMAR (CANTERA MARTINÓ)	419,810	75,145.96	14,700.00	-	(75.32)	89,770.65
AES-ILUMINA	2,888,930	507,726.61	101,115.00	-	(518.30)	608,323.31
PATTERN	6,886,654	968,172.71	193,606.77	-	(1,235.52)	1,160,543.96
PUNTA LIMA	-	-	-	-	-	-
SAN FERMÍN	2,470,018	405,310.66	86,135.00	-	(443.14)	491,002.52
HORIZON ENERGY	1,874,731	296,020.02	65,625.00	-	(336.34)	361,308.68
LANDFILL GAS TECH FAJARDO	462,240	46,223.95	4.62	-	(82.93)	46,145.64
ORIANA ENERGY	7,304,173	1,169,938.19	219,120.00	-	(1,310.43)	1,387,747.77
COTO LAUREL SOLAR FARM	1,242,466	186,369.83	43,470.00	-	(222.91)	229,616.92
HUMACAO SOLAR PROJECT	4,420,009	663,001.35	110,500.00	-	(792.98)	772,708.37
LANDFILL GAS TOA BAJA	481,648	48,164.75	4.81	-	(86.41)	48,083.15
APX	-	-	-	-	-	-
	620,559,310	**$ 42,423,224.26**	**$ 834,281.20**	**-**	**$ (111,333.14)**	**$ 43,146,172.32**
PURCHASED POWER COST FOR MONTH					$ 43,146,172.32	
PRIOR PERIOD ADJUSTMENTS					($2,115,632.79)	
PURCHASED POWER COST TO BE RECOVERED					$ 41,030,539.53	
BILLED SALES FOR FUEL ADJUSTMENT CLAUSE					59,462,339.89	
OTHER ADJUSTMENTS (explain)					$ -	
AMOUNT TO BE RECOVERED OR (RETURNED); PURCHASED POWER CLAUSE					**$(18,431,800.36)**	

Purchased Power Clause - JANUARY 2021

	KWH	$	C.E.R'S AND APX	INVOICE ADJUSTMENTS	LESS: AUTHORITY USE	COST FOR MONTH
ECOELÉCTRICA	261,555,058	$ 14,952,100.34	$ -	$ -	$ (30,536.64)	$ 14,921,563.70
AES	311,086,912	26,009,256.45	-	-	(36,319.50)	25,972,936.95
WINDMAR (CANTERA MARTINÓ)	385,995	69,093.11	13,510.00	-	(45.07)	82,558.04
AES-ILUMINA	3,050,238	535,926.82	106,750.00	-	(356.12)	$642,320.70
PATTERN	10,125,983	1,425,839.67	285,120.00	-	(1,182.21)	1,709,777.45
PUNTA LIMA	-	-	-	-	-	-
SAN FERMÍN	2,651,221	436,418.65	92,645.00	-	(309.53)	528,754.12
HORIZON ENERGY	1,931,371	304,963.48	67,585.00	-	(225.49)	372,322.99
LANDFILL GAS TECH FAJARDO	521,215	52,121.50	5.21	-	(60.85)	52,065.86
ORIANA ENERGY	7,358,428	1,192,065.34	220,740.00	-	(859.10)	1,411,946.24
COTO LAUREL SOLAR FARM	1,064,148	160,826.24	37,240.00	-	(124.24)	197,942.00
HUMACAO SOLAR PROJECT	4,736,290	718,469.61	108,331.65	-	(552.96)	826,248.29
LANDFILL GAS TOA BAJA	303,412	30,341.20	3.04	-	(35.42)	30,308.82
APX	-	-	-	-	-	-
	604,770,271	**$ 45,887,422.38**	**$ 931,929.90**	**$ -**	**$ (70,607.13)**	**$ 46,748,745.15**
PURCHASED POWER COST FOR MONTH					$ 46,748,745.15	
PRIOR PERIOD ADJUSTMENTS					($13,252,490.53)	
PURCHASED POWER COST TO BE RECOVERED					$ 33,496,254.62	
BILLED SALES FOR FUEL ADJUSTMENT CLAUSE					33,739,976.42	
OTHER ADJUSTMENTS (explain)					$ -	
AMOUNT TO BE RECOVERED OR (RETURNED); PURCHASED POWER CLAUSE					**$ (243,721.81)**	

Purchased Power Clause - FEBRUARY 2021

	KWH	$	C.E.R'S AND APX	INVOICE ADJUSTMENTS	LESS: AUTHORITY USE	COST FOR MONTH
ECOELÉCTRICA	255,534,162	$ 15,062,966.57	$ -	$ -	$ (27,509.57)	$ 15,035,457.00
AES	289,670,000	25,063,403.35	-	-	(31,184.47)	25,032,218.88
WINDMAR (CANTERA MARTINÓ)	360,900	64,601.02	12,635.00	-	(38.85)	77,197.16
AES-ILUMINA	2,963,902	468,681.74	93,366.00	-	(319.08)	561,728.66
PATTERN	17,185,986	2,419,958.69	483,957.76	-	(1,850.16)	2,902,066.29
PUNTA LIMA	-	-	-	-	-	-
SAN FERMÍN	2,577,298	384,532.79	79,732.00	-	(277.46)	463,987.33
HORIZON ENERGY	1,805,835	256,627.23	56,889.00	-	(194.41)	313,321.83
LANDFILL GAS TECH FAJARDO	367,379	36,737.85	3.68	-	(39.55)	36,701.98
ORIANA ENERGY	7,735,345	1,253,125.81	232,080.00	-	(832.75)	1,484,373.06
COTO LAUREL SOLAR FARM	1,137,254	173,999.82	39,830.00	-	(122.43)	213,707.38
HUMACAO SOLAR PROJECT	4,902,365	833,353.01	-	-	(527.76)	832,825.25
LANDFILL GAS TOA BAJA	703,909	70,390.85	7.04	-	(75.78)	70,322.11
APX	-	-	-	-	-	-
	584,944,331	**$ 46,088,378.73**	**$ 998,500.48**	**$ -**	**$ (62,972.27)**	**$ 47,023,906.94**
PURCHASED POWER COST FOR MONTH					$ 47,023,906.94	
PRIOR PERIOD ADJUSTMENTS					($12,592,983.03)	
PURCHASED POWER COST TO BE RECOVERED					$ 34,430,923.91	
BILLED SALES FOR FUEL ADJUSTMENT CLAUSE					34,175,342.59	
OTHER ADJUSTMENTS (explain)					$ -	
AMOUNT TO BE RECOVERED OR (RETURNED); PURCHASED POWER CLAUSE					**$ 255,581.32**	

Purchased Power Clause - QUARTER GRAND TOTAL

	KWH	$	C.E.R'S AND APX	INVOICE ADJUSTMENTS	LESS: AUTHORITY USE	COST FOR QUARTER
ECOELÉCTRICA	817,206,518	$ 43,226,965.44	$ -	$ -	$ (111,889.57)	$ 43,115,075.87
AES	892,748,247	75,917,911.50	-	-	(119,889.47)	75,798,022.02
WINDMAR (CANTERA MARTINÓ)	1,166,704	208,840.08	40,845.00	-	(159.23)	249,525.85
AES-ILUMINA	8,903,070	1,512,335.17	301,231.00	-	(1,193.49)	1,812,372.67
PATTERN	34,198,623	4,813,971.06	962,684.53	-	(4,267.89)	5,772,387.70
PUNTA LIMA	-	-	-	-	-	-
SAN FERMÍN	7,698,537	1,226,262.10	258,512.00	-	(1,030.13)	1,483,743.97
HORIZON ENERGY	5,611,937	857,610.74	190,099.00	-	(756.24)	1,046,953.50
LANDFILL GAS TECH FAJARDO	1,350,833	135,083.30	13.51	-	(183.33)	134,913.48
ORIANA ENERGY	22,397,945	3,615,129.34	671,940.00	-	(3,002.27)	4,284,067.06
COTO LAUREL SOLAR FARM	3,443,867	521,195.88	120,540.00	-	(469.58)	641,266.30
HUMACAO SOLAR PROJECT	14,058,664	2,214,823.97	218,831.65	-	(1,873.71)	2,431,781.91
LANDFILL GAS TOA BAJA	1,488,968	148,896.80	14.89	-	(197.61)	148,714.08
APX	-	-	-	-	-	-
	1,810,273,912	**$ 134,399,025.37**	**$ 2,764,711.58**	**$ -**	**$ (244,912.54)**	**##############**
PURCHASED POWER COST FOR QUARTER					$136,918,824.41	
TOTAL PRIOR PERIOD ADJUSTMENTS					($27,961,106.36)	
PURCHASED POWER COST TO BE RECOVERED					$108,957,718.05	
BILLED SALES FOR FUEL ADJUSTMENT CLAUSE					$127,377,658.90	
OTHER ADJUSTMENTS (explain)					$ -	
AMOUNT TO BE RECOVERED OR (RETURNED); PURCHASED POWER CLAUSE - QUARTER					**$(18,419,940.84)**	

PUERTO RICO ELECTRIC POWER AUTHORITY
ECONOMIC AND FINANCIAL ANALYSIS DEPARTMENT

RECONCILIATIONS OF COST VS. REVENUES

Dec-20

Fuel Adjustment Clause

BARRELS USED	1,494,717.07
NATURAL GAS BARRELS	568,619.53
COST OF BARRELS	$ 92,147,125.26
PRICE PER BARREL BEFORE AUTHORITY USE	$ 61.65
AUTHORITY USE COST	$ (133,013.29)
SHIPPING COST (40 cents per barrel - not including natural gas)	$ 370,439.02
BARRELS USED FOR MONTH	1,494,717.07
COST PER BARREL	$ 61.81
FUEL COST FOR MONTH	$ 92,384,550.99
FUEL TRANSFERRED TO ECOELÉCTRICA LLC, PER REVISED CONTRACT	20,922,028.42
PRIOR PERIOD ADJUSTMENTS	$0.00
FUEL COST TO BE RECOVERED	$ 113,306,579.41
BILLED SALES FOR FUEL ADJUSTMENT CLAUSE; PER SALES REPORTS	$ 71,039,024.77
OTHER ADJUSTMENTS (explain)	$ -
AMOUNT TO BE RECOVERED OR (RETURNED); FUEL ADJUSTMENT CLAUSE	**$ 42,267,554.63**

Purchased Power Clause

	KWH	$	C.E.R'S AND APX	INVOICE ADJUSTMENTS	LESS: AUTHORITY USE	COST FOR MONTH
ECOELÉCTRICA	300,117,298	$ 13,211,898.53	$ -	$ -	$ (53,843.36)	$ 13,158,055.17
AES	291,991,335	24,845,251.70	-	-	(52,385.50)	24,792,866.20
WINDMAR (CANTERA MARTINÓ)	419,810	$75,145.96	$14,700.00	-	(75.32)	89,770.65
AES-ILUMINA	2,888,930	507,726.61	101,115.00	-	(518.30)	608,323.31
PATTERN	6,886,654	968,172.71	193,606.77	-	(1,235.52)	1,160,543.96
PUNTA LIMA	-	-	-	-	-	-
SAN FERMÍN	2,470,018	405,310.66	86,135.00	-	(443.14)	491,002.52
HORIZON ENERGY	1,874,731	296,020.02	65,625.00	-	(336.34)	361,308.68
LANDFILL GAS TECH FAJARDO	462,240	46,223.95	4.62	-	(82.93)	46,145.64
ORIANA ENERGY	7,304,173	1,169,938.19	219,120.00	-	(1,310.43)	1,387,747.77
COTO LAUREL SOLAR FARM	1,242,466	186,369.83	43,470.00	-	(222.91)	229,616.92
HUMACAO SOLAR PROJECT	4,420,009	663,001.35	110,500.00	-	(792.98)	772,708.37
LANDFILL GAS TOA BAJA	481,648	48,164.75	4.81	-	(86.41)	48,083.15
APX	-	-	-	-	-	-
	620,559,310	**$ 42,423,224.26**	**$ 834,281.20**	**-**	**$ (111,333.14)**	**$ 43,146,172.32**

PURCHASED POWER COST FOR MONTH	$ 43,146,172.32
PRIOR PERIOD ADJUSTMENTS	($2,115,632.79)
PURCHASED POWER COST TO BE RECOVERED	$ 41,030,539.53
BILLED SALES FOR FUEL ADJUSTMENT CLAUSE	59,462,339.89
OTHER ADJUSTMENTS (explain)	$ -
AMOUNT TO BE RECOVERED OR (RETURNED); PURCHASED POWER CLAUSE	**$ (18,431,800.36)**

Allocation of Prior Period Adjustments Using Forecast Sales

Prior period adjustment amounts and projected sales volumes as provided by PREPA to PREB.
Prior period adjustment amounts were confirmed and so ordered by the PREB.

	October	November	December	Totals
Estimated Retail Sales (kWh)	1,416,797,715	1,311,582,413	1,272,498,741	4,000,878,869
FAC Adjustments & Allocation	*$0.00*			
Prior Period Adjustments for March/April	$ -	$ -	$ -	$ -
Post Hurricanes Adjustment	-	-	-	$ -
Net FAC Prior Period Adjustmer	**$0.00**	**$0.00**	**$0.00**	**$0.00**
PPAC Adjustments & Allocation	*($6,651,786.95)*			
Prior Period Adjustments for March/April	$ (2,355,541.58)	$ (2,180,612.58)	$ (2,115,632.79)	$ (6,651,786.95)
Post Hurricanes Adjustment	-	-	-	$ -
Net PPAC Prior Period Adjustm	**($2,355,541.58)**	**($2,180,612.58)**	**($2,115,632.79)**	**($6,651,786.95)**

PUERTO RICO ELECTRIC POWER AUTHORITY
ECONOMIC AND FINANCIAL ANALYSIS DEPARTMENT

RECONCILIATIONS OF COST VS. REVENUES

Jan-21

Fuel Adjustment Clause

BARRELS USED	1,413,919.34
NATURAL GAS BARRELS	719,385.17
COST OF BARRELS	$ 88,685,856.91
PRICE PER BARREL BEFORE AUTHORITY USE	$ 62.72
AUTHORITY USE COST	$ (215,344.73)
SHIPPING COST (40 cents per barrel - not including natural gas)	$ 277,813.67
BARRELS USED FOR MONTH	1,413,919.34
COST PER BARREL	$ 62.77
FUEL COST FOR MONTH	$ 88,748,325.85
FUEL TRANSFERRED TO ECOELÉCTRICA LLC, PER REVISED CONTRACT	18,159,342.99
PRIOR PERIOD ADJUSTMENTS	$6,264,420.65
FUEL COST TO BE RECOVERED	$ 113,172,089.49
BILLED SALES FOR FUEL ADJUSTMENT CLAUSE; PER SALES REPORTS	$ 104,698,789.48
OTHER ADJUSTMENTS (explain)	$ -
AMOUNT TO BE RECOVERED OR (RETURNED); FUEL ADJUSTMENT CLAUSE	**$ 8,473,300.01**

Purchased Power Clause

	KWH	$	C.E.R'S AND APX	INVOICE ADJUSTMENTS	LESS: AUTHORITY USE	COST FOR MONTH
ECOELÉCTRICA	261,555,058	$ 14,952,100.34	$ -	$ -	$ (30,536.64)	$ 14,921,563.70
AES	311,086,912	26,009,256.45	-	-	(36,319.50)	25,972,936.95
WINDMAR (CANTERA MARTINÓ)	385,995	$69,093.11	$13,510.00	-	(45.07)	82,558.04
AES-ILUMINA	3,050,238	535,926.82	106,750.00	-	(356.12)	642,320.70
PATTERN	10,125,983	1,425,839.67	285,120.00	-	(1,182.21)	1,709,777.45
PUNTA LIMA	-	-	-	-	-	-
SAN FERMÍN	2,651,221	436,418.65	92,645.00	-	(309.53)	528,754.12
HORIZON ENERGY	1,931,371	304,963.48	67,585.00	-	(225.49)	372,322.99
LANDFILL GAS TECH FAJARDO	521,215	52,121.50	5.21	-	(60.85)	52,065.86
ORIANA ENERGY	7,358,428	1,192,065.34	220,740.00	-	(859.10)	1,411,946.24
COTO LAUREL SOLAR FARM	1,064,148	160,826.24	37,240.00	-	(124.24)	197,942.00
HUMACAO SOLAR PROJECT	4,736,290	718,469.61	108,331.65	-	(552.96)	826,248.29
LANDFILL GAS TOA BAJA	303,412	30,341.20	3.04	-	(35.42)	30,308.82
APX	-	-	-	-	-	-
	604,770,271	**$ 45,887,422.38**	**$ 931,929.90**	**-**	**$ (70,607.13)**	**$ 46,748,745.15**

PURCHASED POWER COST FOR MONTH	$ 46,748,745.15
PRIOR PERIOD ADJUSTMENTS	($13,252,490.53)
PURCHASED POWER COST TO BE RECOVERED	$ 33,496,254.62
BILLED SALES FOR FUEL ADJUSTMENT CLAUSE	33,739,976.42
OTHER ADJUSTMENTS (explain)	$ -
AMOUNT TO BE RECOVERED OR (RETURNED); PURCHASED POWER CLAUSE	**$ (243,721.81)**

Allocation of Prior Period Adjustments Using Forecast Sales

Prior period adjustment amounts and projected sales volumes as provided by PREPA to PREB.
Prior period adjustment amounts were confirmed and so ordered by the PREB.

	January	February	March	Totals
Estimated Retail Sales (kWh)	1,199,190,425	1,139,512,957	1,283,159,959	3,621,863,341
FAC Adjustments & Allocation	***$18,920,160.67***			
Prior Period Adjustments for March/April	$ 6,264,420.65	$ 5,952,673.03	$ 6,703,066.99	$ 18,920,160.67
Post Hurricanes Adjustment	-	-	-	$ -
Net FAC Prior Period Adjustmer	**$6,264,420.65**	**$5,952,673.03**	**$6,703,066.99**	**$18,920,160.67**
PPAC Adjustments & Allocation	***($40,025,928.03)***			
Prior Period Adjustments for March/April	$(13,252,490.53)	$ (12,592,983.03)	$ (14,180,454.46)	$ (40,025,928.03)
Post Hurricanes Adjustment	-	-	-	$ -
Net PPAC Prior Period Adjustm	**############**	**############**	**($14,180,454.46)**	**($40,025,928.03)**

PUERTO RICO ELECTRIC POWER AUTHORITY
ECONOMIC AND FINANCIAL ANALYSIS DEPARTMENT

RECONCILIATIONS OF COST VS. REVENUES

Feb-21

Fuel Adjustment Clause

BARRELS USED	1,287,087.66
NATURAL GAS BARRELS	636,402.52
COST OF BARRELS	$ 82,554,471.55
PRICE PER BARREL BEFORE AUTHORITY USE	$ 64.14
AUTHORITY USE COST	$ (192,059.14)
SHIPPING COST (40 cents per barrel - not including natural gas)	$ 260,274.06
BARRELS USED FOR MONTH	1,287,087.66
COST PER BARREL	$ 64.19
FUEL COST FOR MONTH	$ 82,622,686.47
FUEL TRANSFERRED TO ECOELÉCTRICA LLC, PER REVISED CONTRACT	17,332,661.31
PRIOR PERIOD ADJUSTMENTS	$5,952,673.03
FUEL COST TO BE RECOVERED	$ 105,908,020.81
BILLED SALES FOR FUEL ADJUSTMENT CLAUSE; PER SALES REPORTS	$ 104,940,715.65
OTHER ADJUSTMENTS (explain)	$ -
AMOUNT TO BE RECOVERED OR (RETURNED); FUEL ADJUSTMENT CLAUSE	**$ 967,305.16**

Purchased Power Clause

	KWH	$	C.E.R'S AND APX	INVOICE ADJUSTMENTS	LESS: AUTHORITY USE	COST FOR MONTH
ECOELÉCTRICA	255,534,162	$ 15,062,966.57	$ -	$ -	$ (27,509.57)	$ 15,035,457.00
AES	289,670,000	25,063,403.35	-	-	(31,184.47)	25,032,218.88
WINDMAR (CANTERA MARTINÓ)	360,900	$64,601.02	$12,635.00	-	(38.85)	77,197.16
AES-ILUMINA	2,963,902	468,681.74	93,366.00	-	(319.08)	561,728.66
PATTERN	17,185,986	2,419,958.69	483,957.76	-	(1,850.16)	2,902,066.29
PUNTA LIMA	-	-	-	-	-	-
SAN FERMÍN	2,577,298	384,532.79	79,732.00	-	(277.46)	463,987.33
HORIZON ENERGY	1,805,835	256,627.23	56,889.00	-	(194.41)	313,321.83
LANDFILL GAS TECH FAJARDO	367,379	36,737.85	3.68	-	(39.55)	36,701.98
ORIANA ENERGY	7,735,345	1,253,125.81	232,080.00	-	(832.75)	1,484,373.06
COTO LAUREL SOLAR FARM	1,137,254	173,999.82	39,830.00	-	(122.43)	213,707.38
HUMACAO SOLAR PROJECT	4,902,365	833,353.01	-	-	(527.76)	832,825.25
LANDFILL GAS TOA BAJA	703,909	70,390.85	7.04	-	(75.78)	70,322.11
APX	-	-	-	-	-	-
	584,944,331	**$ 46,088,378.73**	**$ 998,500.48**	**-**	**$ (62,972.27)**	**$ 47,023,906.94**

PURCHASED POWER COST FOR MONTH	$ 47,023,906.94
PRIOR PERIOD ADJUSTMENTS	($12,592,983.03)
PURCHASED POWER COST TO BE RECOVERED	$ 34,430,923.91
BILLED SALES FOR FUEL ADJUSTMENT CLAUSE	34,175,342.59
OTHER ADJUSTMENTS (explain)	$ -
AMOUNT TO BE RECOVERED OR (RETURNED); PURCHASED POWER CLAUSE	**$ 255,581.32**

Allocation of Prior Period Adjustments Using Forecast Sales

Prior period adjustment amounts and projected sales volumes as provided by PREPA to PREB.
Prior period adjustment amounts were confirmed and so ordered by the PREB.

	January	February	March	Totals
Estimated Retail Sales (kWh)	1,199,190,425	1,139,512,957	1,283,159,959	3,621,863,341
FAC Adjustments & Allocation	***$18,920,160.67***			
Prior Period Adjustments for March/April	$ 6,264,420.65	$ 5,952,673.03	$ 6,703,066.99	$ 18,920,160.67
Post Hurricanes Adjustment	-	-	-	$ -
Net FAC Prior Period Adjustmer	**$6,264,420.65**	**$5,952,673.03**	**$6,703,066.99**	**$18,920,160.67**
PPAC Adjustments & Allocation	***($40,025,928.03)***			
Prior Period Adjustments for March/April	$(13,252,490.53)	$ (12,592,983.03)	$ (14,180,454.46)	$ (40,025,928.03)
Post Hurricanes Adjustment	-	-	-	$ -
Net PPAC Prior Period Adjustm	**############**	**############**	**($14,180,454.46)**	**($40,025,928.03)**

PUERTO RICO ELECTRIC POWER AUTHORITY
ECONOMIC AND FINANCIAL ANALYSIS DEPARTMENT

SUMMARY OF DATA FOR COMPUTATION OF SALES AND ADJUSTMENTS

DATA ENTRY *(enter on yellow cells only)*	**Amount**	**Source of Information and other instructions**
MONTH	**Dec-20**	
THERMAL GENERATION	884,166,000	Per Generation Reports
HYDROELECTRIC GENERATION	3,588,000	
PURCHASED POWER GENERATION	620,559,310	AES, Ecoeléctrica and renewables outputs
AUTHORITY USE - FUEL	$ 133,013.29	From Sales per Rate Report (prepared by Planning)
AUTHORITY USE - PURCHASED POWER	$ 111,333.14	
TOTAL FUEL CONSUMPTION (in barrels)	1,494,717.07	
NATURAL GAS BARRELS	568,619.53	Per Fuel Report - prepared by Budgeting Department
FUEL CONSUMPTION (in dollars)	$ 92,147,125.26	
TRANSFERS TO ECOELÉCTRICA	$ 21,117,546.94	
ECOELÉCTRICA TERMINAL CREDIT	$ (195,518.52)	
TOTAL FUEL EXPENSE	$ 113,069,153.68	
ECOELÉCTRICA OUTPUT (in kWh-thousands)	300,117,298	Draft Invoice from Ecoeléctrica - Provided by Generation Department
ECOELÉCTRICA COST (in dollars)	$ 13,211,898.53	
AES OUTPUT (in kWh-thousands)	291,991,335	Draft Invoice from AES - Provided by Planning Department
AES COST (in dollars)	$ 24,845,251.70	
RENEWABLES OUTPUT (in kWh-thousands)	28,450,677	Draft Invoices from renewable companies - as provided by Planning Department
RENEWABLES COST	$ 5,200,355.23	

GROSS REVENUES BY SERVICE CLASS AND TYPE (PRIOR TO RECONCILIATION ADJUSTMENTS)

	SERVICE CHARGE	FUEL	PURCHASED POWER	CILT	SUBSIDIES HTH	SUBSIDIES NHTH	PROVISIONAL RATE	TRUE UP	TOTAL	%
RESIDENTIAL	$ 35,085,521.30	$ 30,089,295.87	$ 25,176,109.37	$ 2,231,745.45	$ 4,897,882.42	$ 737,579.83	$ (10,639.96)	$ (7,533.11)	$ 98,199,961.17	40.65%
COMMERCIAL	43,483,828.17	30,449,358.62	25,497,423.18	2,250,473.61	4,949,725.72	749,399.12	(10,035.76)	17,003.50	107,387,176.16	44.45%
INDUSTRIAL	8,815,840.26	8,894,589.63	7,444,735.22	657,983.91	1,445,048.21	218,105.53	-	51.03	27,476,353.79	11.37%
PUBLIC LIGHTNING	4,823,499.47	1,338,332.88	1,121,170.03	99,032.21	217,586.46	32,866.01	(68.65)	225.15	7,632,643.56	3.16%
OTHER PUBLIC AUTHORITIES	143,422.60	156,981.87	131,395.02	11,613.37	25,504.59	3,849.38	-	-	472,766.83	0.20%
AGRICULTURE	172,782.41	110,465.90	91,507.07	8,117.76	17,756.22	2,657.22	73.92	(164.93)	403,195.57	0.17%
TOTAL	**$ 92,524,894.21**	**$ 71,039,024.77**	**$ 59,462,339.89**	**$ 5,258,966.31**	**$ 11,553,503.62**	**$ 1,744,457.09**	**$ (20,670.45)**	**$ 9,581.64**	###############	

Instructions:
(1) Fill yellow cells only.
(2) Worksheet provides a summary of all values used in the computation of the reconciliation clauses.
(3) Ecoeléctrica and AES cost and power production (cells c21 to C24), are inputed directly from the draft invoices submitted by the Generation Department.

PUERTO RICO ELECTRIC POWER AUTHORITY
ECONOMIC AND FINANCIAL ANALYSIS DEPARTMENT

SUMMARY OF DATA FOR COMPUTATION OF SALES AND ADJUSTMENTS

DATA ENTRY *(enter on yellow cells only)*	**Amount**	**Source of Information and other instructions**
MONTH	**Jan-21**	
THERMAL GENERATION	831,091,000	Per Generation Reports
HYDROELECTRIC GENERATION	2,452,000	
PURCHASED POWER GENERATION	604,770,271	AES, Ecoeléctrica and renewables outputs
AUTHORITY USE - FUEL	$ 215,344.73	From Sales per Rate Report (prepared by Planning)
AUTHORITY USE - PURCHASED POWER	$ 70,607.13	
TOTAL FUEL CONSUMPTION (in barrels)	1,413,919.34	
NATURAL GAS BARRELS	719,385.17	Per Fuel Report - prepared by Budgeting Department
FUEL CONSUMPTION (in dollars)	$ 88,685,856.91	
TRANSFERS TO ECOELÉCTRICA	$ 18,354,861.38	
ECOELÉCTRICA TERMINAL CREDIT	$ (195,518.39)	
TOTAL FUEL EXPENSE	$ 106,845,199.90	
ECOELÉCTRICA OUTPUT (in kWh-thousands)	261,555,058	Draft Invoice from Ecoeléctrica - Provided by Generation Department
ECOELÉCTRICA COST (in dollars)	$ 14,952,100.34	
AES OUTPUT (in kWh-thousands)	311,086,912	Draft Invoice from AES - Provided by Planning Department
AES COST (in dollars)	$ 26,009,256.45	
RENEWABLES OUTPUT (in kWh-thousands)	32,128,301	Draft Invoices from renewable companies - as provided by Planning Department
RENEWABLES COST	$ 5,857,995.49	

GROSS REVENUES BY SERVICE CLASS AND TYPE (PRIOR TO RECONCILIATION ADJUSTMENTS)

	SERVICE CHARGE	FUEL	PURCHASED POWER	CILT	SUBSIDIES HTH	SUBSIDIES NHTH	PROVISIONAL RATE	TRUE UP	TOTAL	%
RESIDENTIAL	$ 33,707,079.77	$ 44,115,914.38	$ 14,494,011.90	$ 2,186,227.78	$ 4,794,323.63	$ 720,991.76	$ 1,678.33	$ (15,771.04)	$100,004,456.51	40.57%
COMMERCIAL	43,034,572.51	46,229,895.20	14,548,495.67	2,259,222.32	4,967,699.66	751,654.53	(8,910.36)	14,022.61	111,796,652.14	45.36%
INDUSTRIAL	8,042,298.83	11,942,037.59	3,913,732.25	591,039.68	1,298,019.58	195,912.10	(49.67)	29.77	25,983,020.13	10.54%
PUBLIC LIGHTNING	4,785,194.63	2,027,761.73	659,839.00	100,171.14	220,021.02	33,219.27	(125.52)	84.34	7,826,165.61	3.18%
OTHER PUBLIC AUTHORITIES	138,922.94	227,593.18	74,623.15	11,267.51	24,745.03	3,734.73	-	-	480,886.54	0.20%
AGRICULTURE	164,818.88	155,587.40	49,274.45	7,538.55	16,607.50	2,524.89	132.72	122.50	396,606.89	0.16%
TOTAL	**$ 89,872,887.56**	**$ 104,698,789.48**	**$ 33,739,976.42**	**$ 5,155,466.98**	**$ 11,321,416.42**	**$ 1,708,037.28**	**$ (7,274.50)**	**$ (1,511.82)**	**###############**	

Instructions:
(1) Fill yellow cells only.
(2) Worksheet provides a summary of all values used in the computation of the reconciliation clauses.
(3) Ecoeléctrica and AES cost and power production (cells c21 to C24), are inputed directly from the draft invoices submitted by the Generation Department.

PUERTO RICO ELECTRIC POWER AUTHORITY
ECONOMIC AND FINANCIAL ANALYSIS DEPARTMENT

SUMMARY OF DATA FOR COMPUTATION OF SALES AND ADJUSTMENTS

DATA ENTRY *(enter on yellow cells only)*	**Amount**	**Source of Information and other instructions**
MONTH	**Feb-21**	
THERMAL GENERATION	-	Per Generation Reports
HYDROELECTRIC GENERATION	-	
PURCHASED POWER GENERATION	584,944,331	AES, Ecoeléctrica and renewables outputs
AUTHORITY USE - FUEL	$ 192,059.14	From Sales per Rate Report (prepared by Planning)
AUTHORITY USE - PURCHASED POWER	$ 62,972.27	
TOTAL FUEL CONSUMPTION (in barrels)	1,287,087.66	Per Fuel Report - prepared by Budgeting Department
NATURAL GAS BARRELS	636,402.52	
FUEL CONSUMPTION (in dollars)	$ 82,554,471.55	
TRANSFERS TO ECOELÉCTRICA	$ 17,522,857.75	
ECOELÉCTRICA TERMINAL CREDIT	$ (190,196.44)	
TOTAL FUEL EXPENSE	$ 99,887,132.86	
ECOELÉCTRICA OUTPUT (in kWh-thousands)	255,534,162	Draft Invoice from Ecoeléctrica - Provided by Generation Department
ECOELÉCTRICA COST (in dollars)	$ 15,062,966.57	
AES OUTPUT (in kWh-thousands)	289,670,000	Draft Invoice from AES - Provided by Planning Department
AES COST (in dollars)	$ 25,063,403.35	
RENEWABLES OUTPUT (in kWh-thousands)	39,740,170	Draft Invoices from renewable companies - as provided by Planning Department
RENEWABLES COST	$ 6,960,509.29	

GROSS REVENUES BY SERVICE CLASS AND TYPE (PRIOR TO RECONCILIATION ADJUSTMENTS)

	SERVICE CHARGE	FUEL	PURCHASED POWEI	CILT	SUBSIDIES HTH	SUBSIDIES NHTH	PROVISIONAL RATE	TRUE UP	TOTAL	%
RESIDENTIAL	$ 32,440,219.94	$ 42,113,357.71	$ 13,885,689.23	$ 2,092,229.28	$ 4,587,338.22	$ 689,657.60	$ 2,063.95	$ (17,237.54)	$ 95,793,318.39	39.31%
COMMERCIAL	40,657,704.94	47,864,911.32	15,402,106.72	2,350,155.06	5,165,183.93	780,737.68	7,343.54	8,868.79	112,237,011.98	46.06%
INDUSTRIAL	8,605,328.39	12,798,453.28	4,181,629.78	633,013.25	1,390,170.32	209,812.32	(101.03)	(35.35)	27,818,270.96	11.41%
PUBLIC LIGHTNING	4,288,381.73	1,768,353.11	575,807.68	87,317.01	191,936.25	29,018.14	(124.27)	405.55	6,941,095.20	2.85%
OTHER PUBLIC AUTHORITIES	138,036.38	226,719.92	74,336.82	11,224.27	24,650.09	3,720.40	-	-	478,687.88	0.20%
AGRICULTURE	178,426.80	168,920.31	55,772.36	8,330.80	18,316.91	2,767.22	119.46	41.01	432,694.87	0.18%
TOTAL	**$ 86,308,098.18**	**$ 104,940,715.65**	**$ 34,175,342.59**	**$ 5,182,269.67**	**$ 11,377,595.72**	**$ 1,715,713.36**	**$ 9,301.65**	**$ (7,957.54)**	###############	

Instructions:
(1) Fill yellow cells only.
(2) Worksheet provides a summary of all values used in the computation of the reconciliation clauses.
(3) Ecoeléctrica and AES cost and power production (cells c21 to C24), are inputed directly from the draft invoices submitted by the Generation Department.

Net Billed Sales - RECEIVED FROM PLANNING DIVISION

Dec-20

Residential	Active Clients	Service Agreements	Consumption (kWh)	Total Revenues	Base Rate	Provisional Rate	Fuel	Purchased Power	CILT Rider	HTH Subsidies Rider	NHTH Subsidies Rider	True Up
103	1,085	1,386	831,401	$ 145,394.67	$ 48,604.87	$ 19.81	$ 45,998.24	$ 38,697.34	$ 3,391.93	$ 7,483.81	$ 1,138.07	$ 60.60
104	4,152	3,989	952,755	174,735.27	63,608.95	14.70	53,117.59	44,244.28	3,918.18	8,589.94	1,287.40	(45.77)
105	7,089	7,205	2,272,706	408,961.26	143,502.75	0.00	127,232.10	105,429.57	9,430.65	20,584.60	3,070.24	(288.65)
106	33,251	33,974	19,030,279	3,341,444.21	1,119,595.82	(1,298.43)	1,063,123.90	884,585.83	78,713.54	172,254.81	25,830.43	(1,361.69)
107	3,636	3,697	3,021,115	525,103.43	173,672.76	(97.27)	167,947.31	139,979.94	12,438.43	27,238.26	4,092.21	(168.21)
109	120,471	114,509	24,662,361	4,543,146.77	1,680,305.86	(274.97)	1,365,037.02	1,142,286.95	100,986.81	221,766.61	33,342.85	(304.36)
110	36,829	44,905	24,329,960	4,231,906.00	1,426,025.11	(13.74)	1,337,820.43	1,119,969.38	98,899.88	216,457.65	32,536.51	210.78
111	210,870	168,177	31,834,195	5,873,561.06	2,223,672.92	4.71	1,740,574.22	1,455,475.23	128,825.23	282,834.84	42,595.42	(421.51)
112	917,351	968,704	442,502,029	77,193,500.04	26,444,323.80	(8,994.77)	24,188,445.06	20,245,440.85	1,795,140.80	3,940,671.90	593,686.70	(5,214.30)
Hurto	-	304	-	1,762,208.46	1,762,208.46	0.00	0.00	0.00	0.00	0.00	0.00	0.00
TOTAL	**1,334,734**	**1,346,850**	**549,436,801**	**$ 98,199,961.17**	**$ 35,085,521.30**	**$ (10,639.96)**	**$ 30,089,295.87**	**$ 25,176,109.37**	**$ 2,231,745.45**	**$ 4,897,882.42**	**$ 737,579.83**	**$ (7,533.11)**
Commercial												
060[2]	1	1	14	$ 3.24	$ 1.51	$ -	$ 0.83	$ 0.69	$ 0.06	$ 0.13	$ 0.02	$ -
070	10	48	442,604	89,028.03	37,640.61	-	24,493.83	20,501.39	1,812.00	3,979.60	600.60	-
071	1	4	403,104	80,879.43	34,078.25	-	22,307.78	18,671.77	1,650.32	3,624.30	547.01	-
080	23	8	425,965	85,485.13	36,029.79	-	23,572.89	19,730.70	1,743.89	3,829.84	578.02	-
082	207	182	9,403	2,829.71	1,716.12	0.00	530.78	444.25	39.21	99.35	-	-
211	109,507	110,247	149,522,194	30,448,580.62	13,170,588.26	(5,971.06)	8,210,090.98	6,911,123.69	611,057.27	1,343,787.18	203,506.11	4,398.19
212	10,374	10,412	261,602,761	52,705,330.04	22,393,664.64	(4,069.78)	14,463,189.57	12,077,776.42	1,063,894.41	2,342,307.65	355,274.20	13,292.93
213	379	382	139,163,234	23,628,751.80	7,523,130.38	5.08	7,676,902.07	6,425,512.16	568,185.07	1,247,504.71	188,199.95	(687.62)
862	1	1	510,840	89,180.31	29,870.76	0.00	28,269.89	23,662.11	2,091.38	4,592.96	693.21	0.00
Hurto	-	44	-	257,107.85	257,107.85	0.00	0.00	0.00	0.00	0.00	0.00	0.00
TOTAL	**120,503**	**121,329**	**552,080,119**	**$ 107,387,176.16**	**$ 43,483,828.17**	**$ (10,035.76)**	**$ 30,449,358.62**	**$ 25,497,423.18**	**$ 2,250,473.61**	**$ 4,949,725.72**	**$ 749,399.12**	**$ 17,003.50**
Industrial												
311	114	115	247,668	49,924.71	21,356.52	0.00	13,616.98	11,397.56	1,007.37	2,212.35	333.93	$ -
312	234	235	9,159,969	1,976,330.40	920,630.40	0.00	503,257.97	421,127.00	37,201.30	81,722.16	12,340.54	51.03
313	216	216	96,661,844	16,595,383.15	5,380,947.82	0.00	5,345,358.93	4,474,105.90	395,444.47	868,451.78	131,074.25	0.00
333	1	1	10,202,861	1,524,893.53	340,320.97	0.00	564,626.33	472,596.52	41,770.51	91,733.92	13,845.28	0.00
343	2	2	23,666	6,464.00	3,716.33	-	1,309.68	1,096.21	96.89	212.78	32.11	0.00
363	15	15	42,454,056	6,979,918.15	2,050,917.34	-	2,349,407.46	1,966,471.87	173,806.92	381,704.42	57,610.14	0.00
963	2	2	2,114,425	343,439.85	97,950.88	-	117,012.28	97,940.16	8,656.45	19,010.80	2,869.28	0.00
TOTAL	**584**	**586**	**160,864,489**	**$ 27,476,353.79**	**$ 8,815,840.26**	**$ -**	**$ 8,894,589.63**	**$ 7,444,735.22**	**$ 657,983.91**	**$ 1,445,048.21**	**$ 218,105.53**	**$ 51.03**
Public Lighting												
002-041[1]	153	251	22,460,180	$ 7,290,897.99	$ 4,683,215.18	$ 1.06	$ 1,242,948.55	$ 1,040,362.55	$ 91,951.91	$ 201,939.85	$ 30,478.89	$ -
072[1]	2	2	3,042	548.44	195.26	-	168.34	140.91	12.45	27.35	4.13	-
073[1]	5	4	2,695	382.89	70.00	0.00	149.14	124.84	11.05	24.22	3.64	-
414	23	23	417,637	98,821.19	50,331.97	0.00	23,112.38	19,345.21	1,709.84	3,755.04	566.75	0.00
421	197	196	208,755	40,864.54	17,216.96	(0.01)	10,982.05	9,625.03	804.95	1,822.99	290.11	122.46
422	80	81	95,480	15,809.82	4,724.29	0.00	5,283.88	4,422.67	390.93	858.49	129.56	0.00
423	588	589	119,722	20,797.72	7,105.59	(11.99)	6,423.20	5,533.60	482.51	1,071.97	165.34	27.50
424	1,022	1,032	752,022	126,064.44	39,235.89	(57.71)	41,139.76	34,807.01	3,066.48	6,767.93	1,030.73	74.35
050-056[1]	-	1,942	147,255	38,456.53	21,404.33	0.00	8,125.58	6,808.21	602.09	1,318.62	196.86	0.84
TOTAL	**2,070**	**4,120**	**24,206,788**	**$ 7,632,643.56**	**$ 4,823,499.47**	**$ (68.65)**	**$ 1,338,332.88**	**$ 1,121,170.03**	**$ 99,032.21**	**$ 217,586.46**	**$ 32,866.01**	**$ 225.15**
Other Public Authorities												
513	**2**	**2**	2,836,680	$ 472,766.83	$ 143,422.60	$ -	$ 156,981.87	$ 131,395.02	$ 11,613.37	$ 25,504.59	$ 3,849.38	$ -
Agricultural												
711	**1,075**	**1,080**	2,006,427	$ 403,195.57	$ 172,782.41	$ 73.92	$ 110,465.90	$ 91,507.07	$ 8,117.76	$ 17,756.22	$ 2,657.22	$ (164.93)
GRAND TOTAL	**1,458,968**	**1,473,967**	**1,291,431,304**	**$ 241,572,097.08**	**$ 92,524,894.21**	**$ (20,670.45)**	**$ 71,039,024.77**	**$ 59,462,339.89**	**$ 5,258,966.31**	**$ 11,553,503.62**	**$ 1,744,457.09**	**$ 9,581.64**

[1] **Servicios No Medidos**-Los clientes no se contabilizan porque ya estan incluidos en la tarifa 112.

Instructions:

(1) Fill yellow cells only.

(2) Copy values from tab *Facturadas Neto* (provided in Ventas por tarifa report), as submitted by the Planning Dept., into cell ranges as indicated:

a. Residential Sales: Range B4 to M12.

b. Commercial Sales: Range B15 to M23.

c. Industrial Sales: Range B26 to M34.

d. Public Lighting Sales: Range B37 to M45.

e.Other Public Authorities Sales: Range B48 to M48.

f. Agricultural Sales: Range B50 to M50.

(3) Values provided link into cell range C35 to K44 of the Data Summary tab and the Sales Summary tab, in order to complete the computation of the final sales amount for the month (distributed by revenue type and customer type), after the unbilled and the reconciliation clauses adjustments.

Net Billed Sales - RECEIVED FROM PLANNING DIVISION

Jan-21

Residential	Active Clients	Service Agreements	Consumption (kWh)	Total Revenues	Base Rate	Provisional Rate	Fuel	Purchased Power	CILT Rider	HTH Subsidies Rider	NHTH Subsidies Rider	True Up
103	1,156	1,376	867,854	$ 159,032.46	$ 50,283.22	$ 281.70	$ 71,931.37	$ 24,328.65	$ 3,488.22	$ 7,633.57	$ 1,144.87	$ (59.14)
104	4,123	3,979	923,212	176,942.30	61,874.84	(24.10)	76,338.11	25,369.22	3,809.14	8,352.98	1,255.46	(33.35)
105	7,275	7,214	2,212,170	420,571.95	141,037.93	(619.68)	184,901.13	62,734.14	9,297.51	20,345.67	3,047.80	(172.55)
106	34,207	34,006	18,175,057	3,357,170.53	1,076,260.88	(3,257.35)	1,519,426.03	499,228.81	75,223.22	165,187.37	24,998.20	103.37
107	3,738	3,714	3,006,827	546,959.24	173,053.36	49.38	249,318.60	81,312.33	12,380.62	27,066.77	4,051.53	(273.35)
109	121,956	115,781	24,729,282	4,756,084.05	1,686,377.47	(96.61)	2,041,229.18	672,516.53	100,942.68	221,798.61	33,362.46	(46.27)
110	36,508	43,183	23,134,967	4,218,591.45	1,356,254.91	835.56	1,913,006.24	618,930.76	94,248.53	205,828.29	30,707.49	(1,220.33)
111	212,124	169,883	31,949,716	6,155,434.87	2,236,057.44	(0.55)	2,605,676.42	858,539.74	129,258.17	283,743.63	42,706.43	(546.41)
112	930,383	968,532	433,966,212	79,262,155.33	25,974,365.39	4,509.98	35,454,087.30	11,651,051.72	1,757,579.69	3,854,366.74	579,717.52	(13,523.01)
Hurto	-	204	-	951,514.33	951,514.33	0.00	0.00	0.00	0.00	0.00	0.00	0.00
TOTAL	**1,351,470**	**1,347,872**	**538,965,297**	**$ 100,004,456.51**	**$ 33,707,079.77**	**$ 1,678.33**	**$ 44,115,914.38**	**$ 14,494,011.90**	**$ 2,186,227.78**	**$ 4,794,323.63**	**$ 720,991.76**	**$ (15,771.04)**
Commercial												
060[2]	1	1	14	$ 3.37	$ 1.51	$ -	$ 1.24	$ 0.41	$ 0.06	$ 0.13	$ 0.02	$ -
070	10	48	442,604	92,634.77	37,640.61	-	36,601.31	12,000.65	1,812.00	3,979.60	600.60	-
071	1	4	403,104	84,164.32	34,078.25	-	33,334.68	10,929.76	1,650.32	3,624.30	547.01	-
080	37	8	425,965	88,956.34	36,029.79	-	35,225.18	11,549.62	1,743.89	3,829.84	578.02	-
082	217	182	9,279	2,819.19	1,670.28	0.00	764.91	249.99	37.65	95.76	-	0.60
211	111,010	110,355	143,498,398	30,437,510.28	12,652,221.42	(6,051.11)	11,864,130.63	3,852,504.25	588,149.40	1,291,536.37	195,036.35	(17.03)
212	10,417	10,387	284,312,595	58,149,010.96	22,828,407.23	(2,859.25)	23,823,161.43	7,396,867.95	1,156,712.24	2,546,541.98	386,140.34	14,039.04
213	380	381	124,231,357	22,476,727.34	7,042,104.16	0.00	10,395,141.43	3,250,774.76	507,060.51	1,113,575.86	168,070.62	0.00
862	1	1	502,260	90,414.50	28,008.19	0.00	41,534.39	13,618.28	2,056.25	4,515.82	681.57	0.00
Hurto	-	80	-	374,411.07	374,411.07	0.00	0.00	0.00	0.00	0.00	0.00	0.00
TOTAL	**122,074**	**121,447**	**553,825,576**	**$ 111,796,652.14**	**$ 43,034,572.51**	**$ (8,910.36)**	**$ 46,229,895.20**	**$ 14,548,495.67**	**$ 2,259,222.32**	**$ 4,967,699.66**	**$ 751,654.53**	**$ 14,022.61**
Industrial												
311	116	113	247,421	51,494.49	21,258.36	(49.69)	20,206.90	6,485.44	1,004.88	2,220.15	338.68	$ 29.77
312	236	238	8,748,964	1,959,983.80	880,201.52	0.02	718,786.78	235,801.34	35,489.84	77,940.75	11,763.55	0.00
313	216	215	89,103,310	16,178,548.73	5,114,969.53	0.00	7,364,746.49	2,412,946.19	364,521.50	800,540.45	120,824.57	0.00
333	1	1	9,914,386	1,567,760.94	335,888.57	0.00	819,870.15	268,818.66	40,589.50	89,140.24	13,453.82	0.00
343	2	2	24,961	7,334.63	4,233.21	-	2,064.15	676.79	102.19	224.42	33.87	0.00
363	15	13	34,553,313	5,886,483.52	1,593,199.84	-	2,857,386.20	936,878.54	141,461.26	310,668.83	46,888.85	0.00
963	2	2	1,922,447	331,414.02	92,547.80	-	158,976.92	52,125.29	7,870.51	17,284.74	2,608.76	0.00
TOTAL	**588**	**584**	**144,514,802**	**$ 25,983,020.13**	**$ 8,042,298.83**	**$ (49.67)**	**$ 11,942,037.59**	**$ 3,913,732.25**	**$ 591,039.68**	**$ 1,298,019.58**	**$ 195,912.10**	**$ 29.77**
Public Lighting												
002-041[1]	153	254	22,255,667	$ 7,430,452.05	$ 4,639,811.08	$ 2.86	$ 1,857,318.31	$ 608,958.84	$ 91,949.08	$ 201,932.98	$ 30,478.90	$ -
072[1]	3	2	3,042	573.23	195.26	-	251.56	82.48	12.45	27.35	4.13	-
073[1]	5	4	2,695	404.86	70.00	0.00	222.87	73.08	11.05	24.22	3.64	-
414	23	23	211,612	62,989.20	35,852.47	0.00	20,330.93	3,749.66	866.35	1,902.62	287.17	0.00
421	196	196	180,054	37,532.18	14,976.79	0.00	15,503.68	4,451.28	737.15	1,618.96	244.32	0.00
422	80	82	117,558	20,331.15	5,724.28	0.00	9,721.56	3,187.50	481.29	1,056.99	159.53	0.00
423	676	591	126,506	23,225.62	7,503.58	(4.72)	10,668.03	3,225.32	514.47	1,134.81	172.99	11.14
424	1,030	1,031	1,225,056	212,628.51	60,685.34	(80.53)	101,924.11	32,312.57	5,015.60	11,039.03	1,674.99	57.40
050-056[1]	-	1,943	139,470	38,028.81	20,375.83	(43.13)	11,820.68	3,798.27	583.70	1,284.06	193.60	15.80
TOTAL	**2,166**	**4,126**	**24,261,660**	**$ 7,826,165.61**	**$ 4,785,194.63**	**$ (125.52)**	**$ 2,027,761.73**	**$ 659,839.00**	**$ 100,171.14**	**$ 220,021.02**	**$ 33,219.27**	**$ 84.34**
Other Public Authorities												
513	**2**	**2**	2,752,200	$ 480,886.54	$ 138,922.94	$ -	$ 227,593.18	$ 74,623.15	$ 11,267.51	$ 24,745.03	$ 3,734.73	$ -
Agricultural												
711	**1,094**	**1,079**	1,902,249	$ 396,606.89	$ 164,818.88	$ 132.72	$ 155,587.40	$ 49,274.45	$ 7,538.55	$ 16,607.50	$ 2,524.89	$ 122.50
	1,477,394	**1,475,110**	**1,266,221,784**	**$ 246,487,787.82**	**$ 89,872,887.56**	**$ (7,274.50)**	**$ 104,698,789.48**	**$ 33,739,976.42**	**$ 5,155,466.98**	**$ 11,321,416.42**	**$ 1,708,037.28**	**$ (1,511.82)**
GRAND TOTAL	**1,477,394**	**1,475,110**	**1,266,221,784**	**$ 246,487,787.82**	**$ 89,872,887.56**	**$ (7,274.50)**	**$ 104,698,789.48**	**$ 33,739,976.42**	**$ 5,155,466.98**	**$ 11,321,416.42**	**$ 1,708,037.28**	**$ (1,511.82)**

[1] **Servicios No Medidos**-Los clientes no se contabilizan porque ya estan incluidos en la tarifa 112.

Instructions:

(1) Fill yellow cells only.

(2) Copy values from tab *Facturadas Neto* (provided in Ventas por tarifa report), as submitted by the Planning Dept., into cell ranges as indicated:

a. Residential Sales: Range B4 to M12.

b. Commercial Sales: Range B15 to M23.

c. Industrial Sales: Range B26 to M34.

d. Public Lighting Sales: Range B37 to M45.

e.Other Public Authorities Sales: Range B48 to M48.

f. Agricultural Sales: Range B50 to M50.

(3) Values provided link into cell range C35 to K44 of the Data Summary tab and the Sales Summary tab, in order to complete the computation of the final sales amount for the month (distributed by revenue type and customer type), after the unbilled and the reconciliation clauses adjustments.

Net Billed Sales - RECEIVED FROM PLANNING DIVISION

Feb-21

Residential	Active Clients	Service Agreements	Consumption (kWh)	Total Revenues	Base Rate	Provisional Rate	Fuel	Purchased Power	CILT Rider	HTH Subsidies Rider	NHTH Subsidies Rider	True Up
103	1,008	1,222	703,845	$ 127,084.13	$ 41,075.48	$ (1.09)	$ 57,361.10	$ 18,408.94	$ 2,751.64	$ 6,190.87	$ 972.57	$ 324.62
104	4,253	4,122	956,399	183,311.19	64,212.96	1.40	78,942.36	26,331.76	3,928.48	8,618.11	1,298.55	(22.43)
105	7,276	7,262	2,101,776	395,621.64	134,510.56	13.91	173,078.28	57,717.55	8,647.22	18,937.98	2,841.03	(124.89)
106	34,135	34,184	17,803,055	3,255,609.23	1,050,568.33	149.67	1,461,257.82	488,106.62	73,176.54	160,000.98	23,943.96	(1,594.69)
107	3,711	3,733	2,682,881	480,160.97	151,697.31	24.99	218,130.25	72,346.85	10,915.23	23,822.99	3,554.57	(331.22)
109	125,715	120,092	25,323,755	4,881,879.42	1,736,848.60	(367.14)	2,091,058.52	689,056.84	103,761.61	227,799.04	34,220.40	(498.45)
110	32,252	38,760	20,329,622	3,709,930.02	1,191,908.86	529.51	1,678,241.64	549,138.16	83,164.08	181,434.09	27,043.51	(1,529.83)
111	211,977	174,527	32,503,355	6,264,122.53	2,279,127.03	225.02	2,649,000.24	873,015.34	131,368.12	288,415.44	43,426.54	(455.20)
112	931,684	967,712	414,030,437	75,563,524.27	24,858,195.82	1,487.68	33,706,287.50	11,111,567.17	1,674,516.36	3,672,118.72	552,356.47	(13,005.45)
Hurto	-	263	-	932,074.99	932,074.99	0.00	0.00	0.00	0.00	0.00	0.00	0.00
TOTAL	**1,352,011**	**1,351,877**	**516,435,125**	**$ 95,793,318.39**	**$ 32,440,219.94**	**$ 2,063.95**	**$ 42,113,357.71**	**$ 13,885,689.23**	**$ 2,092,229.28**	**$ 4,587,338.22**	**$ 689,657.60**	**$ (17,237.54)**
Commercial												
060[2]	1	1	14	$ 3.37	$ 1.51	$ -	$ 1.24	$ 0.41	$ 0.06	$ 0.13	$ 0.02	$ -
070	10	47	284,048	59,527.65	24,234.22	-	23,489.52	7,701.57	1,162.87	2,554.03	385.44	-
071	1	5	561,660	117,271.44	47,484.64	-	46,446.47	15,228.84	2,299.45	5,049.87	762.17	-
080	37	8	425,965	88,956.34	36,029.79	-	35,225.18	11,549.62	1,743.89	3,829.84	578.02	-
082	217	182	9,283	2,857.11	1,683.60	0.00	780.51	257.01	38.77	97.82	-	(0.60)
211	111,096	110,296	150,779,540	31,990,818.23	13,266,380.58	1,634.99	12,464,547.93	4,087,177.63	616,789.96	1,353,350.57	203,830.89	(2,894.32)
212	10,416	10,427	290,475,027	55,761,296.48	19,720,476.74	5,708.55	24,222,792.48	7,633,346.50	1,179,193.38	2,594,781.58	393,233.54	11,763.71
213	381	381	133,696,956	23,913,727.76	7,321,307.57	0.00	11,030,066.31	3,633,217.91	546,869.08	1,201,001.30	181,265.59	0.00
862	1	1	502,590	93,342.39	30,895.08	0.00	41,561.68	13,627.23	2,057.60	4,518.79	682.01	0.00
Hurto	-	59	-	209,211.21	209,211.21	0.00	0.00	0.00	0.00	0.00	0.00	0.00
TOTAL	**122,160**	**121,407**	**576,735,083**	**$ 112,237,011.98**	**$ 40,657,704.94**	**$ 7,343.54**	**$ 47,864,911.32**	**$ 15,402,106.72**	**$ 2,350,155.06**	**$ 5,165,183.93**	**$ 780,737.68**	**$ 8,868.79**
Industrial												
311	116	114	277,157	57,807.62	23,727.97	0.00	22,765.51	7,356.63	1,121.85	2,463.78	371.88	$ -
312	236	237	9,417,145	2,111,559.02	950,904.95	(101.03)	773,328.56	252,276.10	38,328.68	84,159.35	12,697.76	(35.35)
313	216	216	97,346,386	17,590,313.50	5,504,108.71	0.00	8,054,326.00	2,627,517.66	398,106.54	874,297.95	131,956.64	0.00
333	1	1	9,652,293	1,520,185.03	320,877.97	0.00	798,196.37	261,712.27	39,516.49	86,783.77	13,098.16	0.00
343	2	2	24,169	6,493.26	3,490.23	-	1,998.66	655.32	98.95	217.30	32.80	0.00
363	15	15	35,854,802	6,154,488.16	1,699,493.13	-	2,965,012.85	972,167.12	146,789.57	322,370.52	48,654.97	0.00
963	2	2	2,210,839	377,424.37	102,725.43	-	182,825.33	59,944.68	9,051.17	19,877.65	3,000.11	0.00
TOTAL	**588**	**587**	**154,782,791**	**$ 27,818,270.96**	**$ 8,605,328.39**	**$ (101.03)**	**$ 12,798,453.28**	**$ 4,181,629.78**	**$ 633,013.25**	**$ 1,390,170.32**	**$ 209,812.32**	**$ (35.35)**
Public Lighting												
002-041[1]	153	252	19,897,451	$ 6,591,742.65	$ 4,149,389.22	$ 1.66	$ 1,625,510.45	$ 532,961.67	$ 80,473.69	$ 176,731.39	$ 26,674.57	$ -
072[1]	3	2	3,042	573.23	195.26	-	251.56	82.48	12.45	27.35	4.13	-
073[1]	5	4	2,695	404.86	70.00	0.00	222.87	73.08	11.05	24.22	3.64	-
414	23	23	322,904	85,019.71	44,886.62	0.00	26,740.10	8,729.59	1,321.99	2,903.25	438.16	0.00
421	196	185	262,608	54,143.82	21,360.56	0.00	21,180.42	7,831.03	1,115.20	2,404.69	350.84	(98.92)
422	80	80	113,631	19,665.25	5,546.38	0.00	9,396.78	3,080.98	465.23	1,021.67	154.21	0.00
423	675	573	121,634	22,143.18	7,235.49	(39.52)	10,094.98	3,048.96	498.34	1,105.87	170.97	28.09
424	1,026	1,020	732,769	128,335.12	38,276.54	(70.81)	63,167.41	16,206.03	2,833.11	6,430.26	1,028.17	464.41
050-056[1]	-	1,940	148,052	39,067.38	21,421.66	(15.60)	11,788.54	3,793.86	585.95	1,287.55	193.45	11.97
TOTAL	**2,161**	**4,079**	**21,604,786**	**$ 6,941,095.20**	**$ 4,288,381.73**	**$ (124.27)**	**$ 1,768,353.11**	**$ 575,807.68**	**$ 87,317.01**	**$ 191,936.25**	**$ 29,018.14**	**$ 405.55**
Other Public Authorities												
513	**2**	**2**	2,741,640	$ 478,687.88	$ 138,036.38	$ -	$ 226,719.92	$ 74,336.82	$ 11,224.27	$ 24,650.09	$ 3,720.40	$ -
Agricultural												
711	**1,091**	**1,076**	2,122,950	$ 432,694.87	$ 178,426.80	$ 119.46	$ 168,920.31	$ 55,772.36	$ 8,330.80	$ 18,316.91	$ 2,767.22	$ 41.01
GRAND TOTAL	**1,478,013**	**1,479,028**	**1,274,422,375**	**$ 243,701,079.28**	**$ 86,308,098.18**	**$ 9,301.65**	**$ 104,940,715.65**	**$ 34,175,342.59**	**$ 5,182,269.67**	**$ 11,377,595.72**	**$ 1,715,713.36**	**$ (7,957.54)**

[1] **Servicios No Medidos**-Los clientes no se contabilizan porque ya estan incluidos en la tarifa 112.

Instructions:

(1) Fill yellow cells only.

(2) Copy values from tab *Facturadas Neto* (provided in Ventas por tarifa report), as submitted by the Planning Dept., into cell ranges as indicated:

a. Residential Sales: Range B4 to M12.

b. Commercial Sales: Range B15 to M23.

c. Industrial Sales: Range B26 to M34.

d. Public Lighting Sales: Range B37 to M45.

e.Other Public Authorities Sales: Range B48 to M48.

f. Agricultural Sales: Range B50 to M50.

(3) Values provided link into cell range C35 to K44 of the Data Summary tab and the Sales Summary tab, in order to complete the computation of the final sales amount for the month (distributed by revenue type and customer type), after the unbilled and the reconciliation clauses adjustments.

GROSS GENERATION
Dec-20

STEAM PLANTS	
SAN JUAN	227,392,000
PALO SECO	33,254,000
SOUTH COAST	185,820,000
AGUIRRE	348,610,000
TOTAL	**795,076,000**
GAS PLANTS	
MAYAGUEZ	12,235,000
PALO SECO	2,974,000
SOUTH COAST	-
AGUIRRE	-
YABUCOA	1,757,000
DAGUAO	1,721,000
JOBOS	1,148,000
VEGA BAJA	1,115,000
TOTAL	**20,950,000**
CAMBALACHE	**10,969,000**
COMBINED CYCLE	**57,171,000**
VIEQUES DIESEL	-
CULEBRA DIESEL	-
TOTAL	**-**
TOTAL STEAM & GAS	**884,166,000**
HYDRO PLANTS	
PATILLAS	-
TORO NEGRO 1	798,000
TORO NEGRO 2	-
GARZAS 1	907,000
GARZAS 2	-
CAONILLAS 1	-
CAONILLAS 2	-
DOS BOCAS	1,379,000
RIO BLANCO	-
YAUCO 1	-
YAUCO 2	504,000
TOTAL	**3,588,000**
TOTAL GROSS GENERATION FOR PREPA PLANTS	**887,754,000**
PURCHASED POWER	
ECOELECTRICA	**300,117,298**
AES	**294,593,145**
RENOVABLE	**28,450,704**
TOTAL PURCHASED POWER	**623,161,147**
TOTAL GENERATION	**1,510,915,147**

Instructions:
(1) Fill yellow cells only.
(2) Copy values from months as registered on Gross Generation worksheet prepared by the Economic Analysis Department.
(3) Values are used in the determination of efficiency.

GROSS GENERATION
Jan-21

STEAM PLANTS	
SAN JUAN	229,783,000
PALO SECO	-
SOUTH COAST	206,380,000
AGUIRRE	355,845,000
TOTAL	**792,008,000**
GAS PLANTS	
MAYAGUEZ	3,306,000
PALO SECO	1,892,000
SOUTH COAST	-
AGUIRRE	-
YABUCOA	72,000
DAGUAO	401,000
JOBOS	219,000
VEGA BAJA	657,000
TOTAL	**6,547,000**
CAMBALACHE	**3,957,000**
COMBINED CYCLE	**28,574,000**
VIEQUES DIESEL	5,000
CULEBRA DIESEL	-
TOTAL	**5,000**
TOTAL STEAM & GAS	**831,091,000**
HYDRO PLANTS	
PATILLAS	-
TORO NEGRO 1	586,000
TORO NEGRO 2	-
GARZAS 1	500,000
GARZAS 2	-
CAONILLAS 1	-
CAONILLAS 2	-
DOS BOCAS	837,000
RIO BLANCO	-
YAUCO 1	-
YAUCO 2	529,000
TOTAL	**2,452,000**
TOTAL GROSS GENERATION FOR PREPA PLANTS	**833,543,000**
PURCHASED POWER	
ECOELECTRICA	**261,555,058**
AES	**311,086,912**
RENOVABLE	**32,128,301**
TOTAL PURCHASED POWER	**604,770,271**
TOTAL GENERATION	**1,438,313,271**

Instructions:
(1) Fill yellow cells only.
(2) Copy values from months as registered on Gross Generation worksheet prepared by the Economic Analysis Department.
(3) Values are used in the determination of efficiency.

GROSS GENERATION
Feb-21

STEAM PLANTS	
SAN JUAN	0
PALO SECO	-
SOUTH COAST	0
AGUIRRE	0
TOTAL	**0**
GAS PLANTS	
MAYAGUEZ	0
PALO SECO	0
SOUTH COAST	-
AGUIRRE	-
YABUCOA	-
DAGUAO	-
JOBOS	-
VEGA BAJA	-
TOTAL	**0**
CAMBALACHE	**0**
COMBINED CYCLE	**0**
VIEQUES DIESEL	-
CULEBRA DIESEL	-
TOTAL	**-**
TOTAL STEAM & GAS	**0**
HYDRO PLANTS	
PATILLAS	-
TORO NEGRO 1	-
TORO NEGRO 2	-
GARZAS 1	-
GARZAS 2	-
CAONILLAS 1	-
CAONILLAS 2	-
DOS BOCAS	0
RIO BLANCO	-
YAUCO 1	-
YAUCO 2	0
TOTAL	**0**
TOTAL GROSS GENERATION FOR PREPA PLANTS	**0**
PURCHASED POWER	
ECOELECTRICA	**0**
AES	**0**
RENOVABLE	**0**
TOTAL PURCHASED POWER	**0**
TOTAL GENERATION	**0**

Instructions:
(1) Fill yellow cells only.
(2) Copy values from months as registered on Gross Generation worksheet prepared by the Economic Analysis Department.
(3) Values are used in the determination of efficiency.

Fuel Cost and Consumption

Dec-20

(as provided by Budgeting Department)

PLANT	KIND OF FUEL	BARRELS	TOTAL	AMOUNT	TOTAL	GENERATION	EFFICIENCY
STEAM							
SAN JUAN	NO. 6	90,723.51		$ 5,417,103.79			
	PROPANE	10.58		415.08			
	LIGHT DESTILLATE	-	90,734.09	-	$ 5,417,518.87	-	-
SOUTH COAST	NO. 6	-		$ -			
	PROPANE	-		-			
	LIGHT DESTILLATE	-	-	-	$ -	-	-
PALO SECO	NO. 6	54,434.78		$ 3,097,314.14			
	PROPANE	9.84		384.04			
	LIGHT DESTILLATE	-	54,444.62	-	$ 3,097,698.18	-	-
AGUIRRE	NO. 6	577,926.82		$ 35,325,382.21			
	PROPANE	28.24		1,140.62			
	LIGHT DESTILLATE	488.80		32,155.42			
	ADDITIVE	-	578,443.86	-	$ 35,358,678.25	-	-
	TOTAL STEAM PLANTS		723,622.57		$ 43,873,895.30		
GAS							
MAYAGUEZ	LIGHT DESTILLATE	22,884.28	22,884.28	$ 1,372,297.82	$ 1,372,297.82	-	-
SOUTH COAST TURB	LIGHT DESTILLATE	-	-	-	$ -	-	-
PALO SECO TURB	LIGHT DESTILLATE	7,774.73	7,774.73	488,888.63	488,888.63	-	-
AGUIRRE POWER BLOCK	LIGHT DESTILLATE	-	-	-	-	-	-
YABUCOA	LIGHT DESTILLATE	4,789.48	4,789.48	305,264.76	305,264.76	-	-
DAGUAO TURB	LIGHT DESTILLATE	4,620.14	4,620.14	297,852.00	297,852.00	-	-
VEGA BAJA	LIGHT DESTILLATE	2,722.36	2,722.36	173,798.81	173,798.81	-	-
JOBOS (GUAYAMA) TURB	LIGHT DESTILLATE	2,902.97	2,902.97	180,481.18	180,481.18	-	-
VIEQUES	LIGHT DESTILLATE	-	-	-	-	-	-
CULEBRA	LIGHT DESTILLATE	-	-	-	-	-	-
AGUIRRE COMBINED	LIGHT DESTILLATE	131,810.18	131,810.18	8,571,450.80	$ 8,571,450.80	-	-
CAMBALACHE GAS TURBINES	LIGHT DESTILLATE	24,245.56	24,245.56	1,362,143.88	$ 1,362,143.88	-	-
SAN JUAN COMBINED CYCLE	LIGHT DESTILLATE	725.27	725.27	44,774.39	$ 44,774.39	-	
	TOTAL GAS PLANTS		202,474.97		$ 12,796,952.27		
NATURAL GAS							
SOUTH COAST	NATURAL GAS	319,095.56	319,095.56	$ 18,354,861.42	$ 18,354,861.42		
SAN JUAN	NATURAL GAS	249,523.97	249,523.97	17,121,416.27	$ 17,121,416.27		

OTHER FUEL EXPENSES

NATURAL GAS PURCHASED AND TRANSFERRED TO ECOELÉCTRICA LLC	21,117,546.94
Ecoeléctrica Terminal Credit	(195,518.52)

TOTAL BARREL CONSUMPTION	1,494,717.07
TOTAL CONSUMPTION IN $	$ 92,147,125.26
NATURAL GAS BARREL CONSUMPTION	568,619.53

TOTAL FUEL EXPENSE ##############

Instructions:

(1) Fill yellow cells only.

(2) Copy values from months as registered on the Consumo y Generación tab on the fuel consumption report provided by the Budgeting Department.

(3) Values are used in the determination of fuel cost for the month and the corresponding Fuel Adjustment Clause.

Fuel Cost and Consumption

Jan-21

(as provided by Budgeting Department)

PLANT	KIND OF FUEL	BARRELS	TOTAL	AMOUNT	TOTAL	GENERATION	EFFICIENCY
STEAM							
SAN JUAN	NO. 6	-		$ -			
	PROPANE	-		-			
	LIGHT DESTILLATE	-	-	-	$ -	-	-
SOUTH COAST	NO. 6	-		$ -			
	PROPANE	-		-			
	LIGHT DESTILLATE	15.92	15.92	1,166.09	$ 1,166.09	-	-
PALO SECO	NO. 6	-		$ -			
	PROPANE	11.90		464.43			
	LIGHT DESTILLATE	598.55	610.45	39,779.63	$ 40,244.06	-	-
AGUIRRE	NO. 6	589,143.44		$ 39,413,691.12			
	PROPANE	18.57		750.04			
	LIGHT DESTILLATE	124.49		8,701.62			
	ADDITIVE	-	589,286.50	-	$ 39,423,142.78	-	-
	TOTAL STEAM PLANTS		589,912.87		$ 39,464,552.93		
GAS							
MAYAGUEZ	LIGHT DESTILLATE	6,103.58	6,103.58	$ 399,417.16	$ 399,417.16	-	-
SOUTH COAST TURB	LIGHT DESTILLATE	-	-	-	$ -	-	-
PALO SECO TURB	LIGHT DESTILLATE	5,028.23	5,028.23	337,597.98	337,597.98	-	-
AGUIRRE POWER BLOCK	LIGHT DESTILLATE	-	-	-	-	-	-
YABUCOA	LIGHT DESTILLATE	202.14	202.14	12,883.70	12,883.70	-	-
DAGUAO TURB	LIGHT DESTILLATE	1,400.31	1,400.31	91,961.90	91,961.90	-	-
VEGA BAJA	LIGHT DESTILLATE	1,527.79	1,527.79	102,450.61	102,450.61	-	-
JOBOS (GUAYAMA) TURB	LIGHT DESTILLATE	597.64	597.64	38,087.20	38,087.20	-	-
VIEQUES	LIGHT DESTILLATE	23.81	23.81	2,069.13	2,069.13	-	-
CULEBRA	LIGHT DESTILLATE	-	-	-	-	-	-
AGUIRRE COMBINED	LIGHT DESTILLATE	77,800.32	77,800.32	5,352,124.31	$ 5,352,124.31	-	-
CAMBALACHE GAS TURBINES	LIGHT DESTILLATE	9,336.06	9,336.06	524,654.82	$ 524,654.82	-	-
SAN JUAN COMBINED CYCLE	LIGHT DESTILLATE	2,601.42	2,601.42	160,687.57	$ 160,687.57	-	
	TOTAL GAS PLANTS		104,621.30		$ 7,021,934.38		
NATURAL GAS							
SOUTH COAST	NATURAL GAS	398,772.93	398,772.93	$ 21,117,546.94	$ 21,117,546.94		
SAN JUAN	NATURAL GAS	320,612.24	320,612.24	21,081,822.66	$ 21,081,822.66		

OTHER FUEL EXPENSES

NATURAL GAS PURCHASED AND TRANSFERRED TO ECOELÉCTRICA LLC	18,354,861.38
Ecoeléctrica Terminal Credit	(195,518.39)

TOTAL BARREL CONSUMPTION	1,413,919.34	TOTAL FUEL EXPENSE	############
TOTAL CONSUMPTION IN $	$ 88,685,856.91		
NATURAL GAS BARREL CONSUMPTION	719,385.17		

Instructions:

(1) Fill yellow cells only.

(2) Copy values from months as registered on the Consumo y Generación tab on the fuel consumption report provided by the Budgeting Department.

(3) Values are used in the determination of fuel cost for the month and the corresponding Fuel Adjustment Clause.

Fuel Cost and Consumption

Feb-21

(as provided by Budgeting Department)

PLANT	KIND OF FUEL	BARRELS	TOTAL	AMOUNT	TOTAL	GENERATION	EFFICIENCY
STEAM							
SAN JUAN	NO. 6	-		$ -			
	PROPANE	-		-			
	LIGHT DESTILLATE	-	-	-	$ -	-	-
SOUTH COAST	NO. 6	-		$ -			
	PROPANE	-		-			
	LIGHT DESTILLATE	-	-	-	$ -	-	-
PALO SECO	NO. 6	126,820.62		$ 7,753,791.34			
	PROPANE	56.05		2,972.69			
	LIGHT DESTILLATE	471.07	127,347.74	31,542.74	$ 7,788,306.77	-	-
AGUIRRE	NO. 6	243,483.67		$ 17,457,527.01			
	PROPANE	13.69		802.74			
	LIGHT DESTILLATE	142.95		10,662.17			
	ADDITIVE	-	243,640.31	-	$ 17,468,991.92	-	-
	TOTAL STEAM PLANTS		370,988.05		$ 25,257,298.69		
GAS							
MAYAGUEZ	LIGHT DESTILLATE	8,560.25	8,560.25	$ 613,711.99	$ 613,711.99	-	-
SOUTH COAST TURB	LIGHT DESTILLATE	10.55	10.55	862.82	$ 862.82	-	-
PALO SECO TURB	LIGHT DESTILLATE	12,691.37	12,691.37	892,657.21	892,657.21	-	-
AGUIRRE POWER BLOCK	LIGHT DESTILLATE	-	-	-	-	-	-
YABUCOA	LIGHT DESTILLATE	2,920.14	2,920.14	189,036.40	189,036.40	-	-
DAGUAO TURB	LIGHT DESTILLATE	2,267.19	2,267.19	155,926.93	155,926.93	-	-
VEGA BAJA	LIGHT DESTILLATE	2,646.23	2,646.23	193,748.41	193,748.41	-	-
JOBOS (GUAYAMA) TURB	LIGHT DESTILLATE	7,074.26	7,074.26	501,558.97	501,558.97	-	-
VIEQUES	LIGHT DESTILLATE	2.76	2.76	239.85	239.85	-	-
CULEBRA	LIGHT DESTILLATE	4.40	4.40	403.99	403.99	-	-
AGUIRRE COMBINED	LIGHT DESTILLATE	200,622.72	200,622.72	14,574,813.58	$ 14,574,813.58	-	-
CAMBALACHE GAS TURBINES	LIGHT DESTILLATE	40,541.51	40,541.51	2,278,295.00	$ 2,278,295.00	-	-
SAN JUAN COMBINED CYCLE	LIGHT DESTILLATE	2,355.71	2,355.71	145,510.26	$ 145,510.26	-	
	TOTAL GAS PLANTS		279,697.09		$ 19,546,765.41		
NATURAL GAS							
SOUTH COAST	NATURAL GAS	452,418.73	452,418.73	$ 25,293,012.01	$ 25,293,012.01		
SAN JUAN	NATURAL GAS	183,983.79	183,983.79	12,457,395.44	$ 12,457,395.44		

OTHER FUEL EXPENSES	
NATURAL GAS PURCHASED AND TRANSFERRED TO ECOELÉCTRICA LLC	17,522,857.75
Ecoeléctrica Terminal Credit	(190,196.44)

TOTAL BARREL CONSUMPTION	1,287,087.66	TOTAL FUEL EXPENSE	$ 99,887,132.86
TOTAL CONSUMPTION IN $	$ 82,554,471.55		
NATURAL GAS BARREL CONSUMPTION	636,402.52		

Instructions:

(1) Fill yellow cells only.

(2) Copy values from months as registered on the Consumo y Generación tab on the fuel consumption report provided by the Budgeting Department.

(3) Values are used in the determination of fuel cost for the month and the corresponding Fuel Adjustment Clause.

Summary of Renewable Purchased Power

Dec-20

(as provided by Renewable Energy Department)

(2)

Compañía	Capacidad (MW)	kWh del Periodo	Costo por kWh	PPOA Multiplier	Pago por Energía	CERs A Transferir	Costo CERs por kWh	Costo de los CERs	Fee per CER Transferred	Transfer Cost	Pago por CERs
Pattern Santa Isabel	**75**[1]	**6,886,653.513**	**$0.141**	**100%**	**$968,172.71**	**6,886**	**$0.028**	**$193,606.77**	**$0.00**	**$0.00**	**$193,606.77**
Punta Lima Wind Farm	26		**$0.000**	**100%**	**$0.00**		**$0.000**	$0.00		**$0.00**	**$0.00**
AES Ilumina	**20**	**2,888,930.271**	**$0.176**	**100%**	**$507,726.61**	**2,889**	**$0.035**	**$101,115.00**	**$0.01**	**$28.89**	**$101,086.11**
Windmar Cantera Martinó	**2.1**	**419,809.845**	**$0.179**	**100%**	**$75,145.96**	**420**	**$0.035**	**$14,700.00**	**$0.01**	**$4.20**	**$14,695.80**
San Fermín Solar Farm	**20**	**2,470,018.021**	**$0.164**	**100%**	**$405,310.66**	**2,461**	**$0.035**	**$86,135.00**	**$0.01**	**$24.61**	**$86,110.39**
Horizon Energy	**10**	**1,874,731.000**	**$0.158**	**100%**	**$296,020.02**	**1,875**	**$0.035**	**$65,625.00**	**$0.01**	**$18.75**	**$65,606.25**
Landfill Gas Technologies Fajardo (LFGT)	**2.4**	**462,239.500**	**$0.100**	**100%**	**$46,223.95**	**462**	**$0.00001**	**$4.62**	**$0.00**	**$0.00**	**$4.62**
Oriana Energy[4]	**50**	**7,304,172.750**	**$0.160**	**100%**	**$1,169,938.19**	**7,304**	**$0.030**	**$219,120.00**	**$0.01**	**$73.04**	**$219,046.96**
Windmar Coto Laurel SolarFarm[5]	**10**	**1,242,465.500**	**$0.150**	**100%**	**$186,369.83**	**1,242**	**$0.035**	**$43,470.00**	**$0.01**	**$12.42**	**$43,457.58**
Humacao Solar Project[6]	**40**	**4,420,009.005**	**$0.150**	**100%**	**$663,001.35**	**4,420**	**$0.025**	**$110,500.00**	**$0.01**	**$44.20**	**$110,455.80**
Landfill Gas Technologies Toa Baja (LFGT)	**2.4**	**481,647.500**	**$0.100**	**100%**	**$48,164.75**	**481**	**$0.00001**	**$4.81**	**$0.00**	**$0.00**	**$4.81**

Nota 1: La capacidad contratada de Pattern es 95 MW durante ciertos periodos del año, pero está limitada a 75 MW.

Nota 2: El pago de los CERs a Punta Lima, AES Ilumina, Windmar Cantera Martinó, San Fermín, Horizon Energy, Oriana Energy, Coto Laurel Solar Farm y Humacao Solar Project incluye un descuento por el costo de las transferencias de éstos en el NAR, que equivale $0.01 por CER transferido. En el caso de

Nota 3: El precio de la energía de Horizon aumentó durante este mes.

Nota 4: El proyecto de Oriana Energy opera a una capacidad limitada.

Nota 5: El proyecto de Coto Laurel Solar Farm se encuentra en etapa de pruebas de MTRs.

Nota 6: El proyecto de Humacao Solar Project se encuentra en etapa de pruebas de MTRs, y opera a una capacidad máxima de 30 MW.

Instructions:
(1) Fill yellow cells only.
(2) Copy values from worksheet Tabla Informe Finanzas, submitted by the Renewable Energy Department, into corresponding renewable facilities.
(3) The values link into the reconciliation worksheet for the computation of the Purchased Power Cost for the month, as well as the computation of the Purchased Power Clause Adjustment.

Summary of Renewable Purchased Power

Jan-21

(as provided by Renewable Energy Department)

(2)

Compañía	Capacidad (MW)	kWh del Periodo	Costo por kWh	PPOA Multiplier	Pago por Energía	CERs A Transferir	Costo CERs por kWh	Costo de los CERs	Fee per CER Transferred	Transfer Cost	Pago por CERs
Pattern Santa Isabel	**75**[1]	**10,125,983.000**	**$0.141**	**100%**	**$1,425,839.67**	**10,125**	**$0.028**	**$285,120.00**	**$0.00**	**$0.00**	**$285,120.00**
Punta Lima Wind Farm	26	0.000	**$0.000**	**100%**	**$0.00**	0	**$0.000**	$0.00		**$0.00**	**$0.00**
AES Ilumina	**20**	**3,050,238.000**	**$0.176**	**100%**	**$535,926.82**	**3,050**	**$0.035**	**$106,750.00**	**$0.01**	**$30.50**	**$106,719.50**
Windmar Cantera Martinó	**2.1**	**385,995.000**	**$0.179**	**100%**	**$69,093.11**	**386**	**$0.035**	**$13,510.00**	**$0.01**	**$3.86**	**$13,506.14**
San Fermín Solar Farm	**20**	**2,651,221.000**	**N/A**	**100%**	**$436,418.65**	**2,647**	**$0.035**	**$92,645.00**	**$0.01**	**$26.47**	**$92,618.53**
Horizon Energy	**10**	**1,931,371.000**	**$0.158**	**100%**	**$304,963.48**	**1,931**	**$0.035**	**$67,585.00**	**$0.01**	**$19.31**	**$67,565.69**
Landfill Gas Technologies Fajardo (LFGT)	**2.4**	**521,215.000**	**$0.100**	**100%**	**$52,121.50**	**521**	**$0.00001**	**$5.21**	**$0.00**	**$0.00**	**$5.21**
Oriana Energy[4]	**50**	**7,358,428.000**	**$0.162**	**100%**	**$1,192,065.34**	**7,358**	**$0.030**	**$220,740.00**	**$0.01**	**$73.58**	**$220,666.42**
Windmar Coto Laurel SolarFarm[5]	**10**	**1,064,148.000**	**$0.151**	**100%**	**$160,826.24**	**1,064**	**$0.035**	**$37,240.00**	**$0.01**	**$10.64**	**$37,229.36**
Humacao Solar Project[6]	**40**	**4,736,290.000**	**$0.152**	**100%**	**$718,469.61**	**4,736**	**N/A**	**$108,331.65**	**$0.01**	**$47.36**	**$108,284.29**
Landfill Gas Technologies Toa Baja (LFGT)	**2.4**	**303,412.000**	**$0.100**	**100%**	**$30,341.20**	**304**	**$0.00001**	**$3.04**	**$0.00**	**$0.00**	**$3.04**

Nota 1: La capacidad contratada de Pattern es 95 MW durante ciertos periodos del año, pero está limitada a 75 MW.

Nota 2: El pago de los CERs a Punta Lima, AES Ilumina, Windmar Cantera Martinó, San Fermín, Horizon Energy, Oriana Energy, Coto Laurel Solar Farm y Humacao Solar Project incluye un descuento por el costo de las transferencias de éstos en el NAR, que equivale $0.01 por CER transferido. En el caso de

Nota 3: El precio de la energía de Horizon aumentó durante este mes.

Nota 4: El proyecto de Oriana Energy opera a una capacidad limitada.

Nota 5: El proyecto de Coto Laurel Solar Farm se encuentra en etapa de pruebas de MTRs.

Nota 6: El proyecto de Humacao Solar Project se encuentra en etapa de pruebas de MTRs, y opera a una capacidad máxima de 30 MW.

Instructions:
(1) Fill yellow cells only.
(2) Copy values from worksheet Tabla Informe Finanzas, submitted by the Renewable Energy Department, into corresponding renewable facilities.
(3) The values link into the reconciliation worksheet for the computation of the Purchased Power Cost for the month, as well as the computation of the Purchased Power Clause Adjustment.

Summary of Renewable Purchased Power

Feb-21

(as provided by Renewable Energy Department)

Compañía	Capacidad (MW)	kWh del Periodo	Costo por kWh	PPOA Multiplier	Pago por Energía	CERs A Transferir	Costo CERs por kWh	Costo de los CERs	Fee per CER Transferred	Transfer Cost	Pago por CERs
											(2)
Pattern Santa Isabel	**75**[1]	**17,185,986.012**	**$0.141**	**100%**	**$2,419,958.69**	**17,186**	**$0.028**	**$483,957.76**	**$0.00**	**$0.00**	**$483,957.76**
Punta Lima Wind Farm	26		**$0.000**	**100%**	**$0.00**	0	**$0.000**	$0.00		**$0.00**	**$0.00**
AES Ilumina	**20**	**2,963,901.500**	**$0.176**	**90%**	**$468,681.74**	**2,964**	**$0.032**	**$93,366.00**	**$0.01**	**$29.64**	**$93,336.36**
Windmar Cantera Martinó	**2.1**	**360,899.535**	**$0.179**	**100%**	**$64,601.02**	**361**	**$0.035**	**$12,635.00**	**$0.01**	**$3.61**	**$12,631.39**
San Fermín Solar Farm	**20**	**2,577,297.500**	**$0.149**	**100%**	**$384,532.79**	**2,572**	**$0.031**	**$79,732.00**	**$0.01**	**$25.72**	**$79,706.28**
Horizon Energy	**10**	**1,805,835.149**	**$0.158**	**90%**	**$256,627.23**	**1,806**	**$0.035**	**$56,889.00**	**$0.01**	**$18.06**	**$56,870.94**
Landfill Gas Technologies Fajardo (LFGT)	**2.4**	**367,378.500**	**$0.100**	**100%**	**$36,737.85**	**368**	**$0.00001**	**$3.68**	**$0.00**	**$0.00**	**$3.68**
Oriana Energy[4]	**50**	**7,735,344.511**	**$0.162**	**100%**	**$1,253,125.81**	**7,736**	**$0.030**	**$232,080.00**	**$0.01**	**$77.36**	**$232,002.64**
Windmar Coto Laurel SolarFarm[5]	**10**	**1,137,253.694**	**$0.153**	**100%**	**$173,999.82**	**1,138**	**$0.035**	**$39,830.00**	**$0.01**	**$11.38**	**$39,818.62**
Humacao Solar Project[6]	**40**	**4,902,364.908**	**$0.170**	**100%**	**$833,353.01**	**4,902**	**$0.000**	**$0.00**	**$0.01**	**$49.02**	**($49.02)**
Landfill Gas Technologies Toa Baja (LFGT)	**2.4**	**703,908.500**	**$0.100**	**100%**	**$70,390.85**	**704**	**$0.00001**	**$7.04**	**$0.00**	**$0.00**	**$7.04**

Nota 1: La capacidad contratada de Pattern es 95 MW durante ciertos periodos del año, pero está limitada a 75 MW.

Nota 2: El pago de los CERs a Punta Lima, AES Ilumina, Windmar Cantera Martinó, San Fermín, Horizon Energy, Oriana Energy, Coto Laurel Solar Farm y Humacao Solar Project incluye un descuento por el costo de las transferencias de éstos en el NAR, que equivale $0.01 por CER transferido. En el caso de

Nota 3: El precio de la energía de Horizon aumentó durante este mes.

Nota 4: El proyecto de Oriana Energy opera a una capacidad limitada.

Nota 5: El proyecto de Coto Laurel Solar Farm se encuentra en etapa de pruebas de MTRs.

Nota 6: El proyecto de Humacao Solar Project se encuentra en etapa de pruebas de MTRs, y opera a una capacidad máxima de 30 MW.

Instructions:
(1) Fill yellow cells only.
(2) Copy values from worksheet Tabla Informe Finanzas, submitted by the Renewable Energy Department, into corresponding renewable facilities.
(3) The values link into the reconciliation worksheet for the computation of the Purchased Power Cost for the month, as well as the computation of the Purchased Power Clause Adjustment.

PUERTO RICO ELECTRIC POWER AUTHORITY

Cost of Subsidies and Authority Use
(as provided by Planning Department Reports)

Subsidies	Sep-20
Contributions in Lieu of Taxes (CILT)-Municipalities	$ 4,875,008.87
Help to Humans Subsidies	
Municipal Public Lighting	$ 7,568,986.19
Life Preserving Equipment Discount	106,080.73
Residential Service for Public Housing Projects (RH3)	70,082.76
Lifeline Residential Service (LRS)	1,332,130.70
Residential Fixed Rate for Public Housing (RFR)	1,967,781.11
Fuel Adjustment Subsidy (Residential)	1,333,590.56
Contribution to Puerto Rico Energy Bureau	2,031,895.00
Sub-Total Help to Humans Subsidies	**$ 14,410,547.05**
Non Help to Humans Subsidies	
Church and Social Welfare Organization Discount	$ 283,022.53
General Agricultural Service	39,887.96
Hotel Discount	97,006.83
Credits for Rural Acueduts	248.92
Downtown Commerce Subsidy	29.21
Common Areas for Condominiums	114,711.40
Irrigation District	346,000.00
Sub-Total Non Help to Humans Subsidies	**$ 880,906.85**
Total of Subsidies	**$ 15,291,453.90**
Revenues Reduction	
Direct Debit (10%)	$ 8,566.34
Net Metering Credit	1,349,950.07
Total	**$ 1,358,516.41**

Authority Use	KWH	COMB	CE	Total
Secondary	769,398	42,578.49	35,638.52	$ 78,217.01
Wholesale	1,634,167	90,434.80	75,694.62	$ 166,129.42
Total	**2,403,565**	**$ 133,013.29**	**$ 111,333.14**	**$ 244,346.43**

Instructions:
(1) Fill yellow cells only.
(2) Copy values from tab *Subsidios* (provided in Ventas por tarifa report), as submitted by the Planning Dept., into cells B6, B8 TO B14, B17 TO B23, B29 and B30.
(3) Copy values from tab *AEE USE* (provided in Ventas por tarifa report), as submitted by the Planning Dept., into cells E8, E9, F8, F9, G8 and G9.
(4) Copy values from tab *Crédito MN y DD* (provided in Ventas por tarifa report), as submitted by the Planning Dept., into cell range B35 to I44 (for Crédito MN), and into cell range B48 to D51 for Débito Directo.
(5) The values link into the CC&B and General Ledger Reconciliation, and is also presented on cell C35 of the *Data Summary* tab, representing the Amount of Revenue Reduction Subsidies.

Net Metering Credit

Tarifa	kWh neto	Total Básica	Comb	CE	CILT	HH	NHH	TUP	Total
110									$ -
111									-
112									-
211									-
212									-
213									-
311									-
312									-
313									-
711									-
Total		$ -	$ -	$ -	$ -	$ -	$ -	$ -	$ -

Direct Debit	SA	kWh	Crédito
103			
110			
111			
112			
	-	-	$ -

PUERTO RICO ELECTRIC POWER AUTHORITY

Cost of Subsidies and Authority Use
(as provided by Planning Department Reports)

Subsidies	Jan-21
Contributions in Lieu of Taxes (CILT)-Municipalities	$ 4,187,364.77
Help to Humans Subsidies	
Municipal Public Lighting	$ 7,792,593.24
Life Preserving Equipment Discount	101,089.61
Residential Service for Public Housing Projects (RH3)	69,323.17
Lifeline Residential Service (LRS)	1,317,921.66
Residential Fixed Rate for Public Housing (RFR)	2,069,741.19
Fuel Adjustment Subsidy (Residential)	831,461.04
Contribution to Puerto Rico Energy Bureau	1,396,629.17
Sub-Total Help to Humans Subsidies	**$ 13,578,759.08**
Non Help to Humans Subsidies	
Church and Social Welfare Organization Discount	$ 288,801.11
General Agricultural Service	38,922.66
Hotel Discount	82,507.10
Credits for Rural Acueducts	313.52
Downtown Commerce Subsidy	27.31
Common Areas for Condominiums	106,650.37
Irrigation District	346,000.00
Sub-Total Non Help to Humans Subsidies	**$ 863,222.07**
Total of Subsidies	**$ 14,441,981.15**
Revenues Reduction	
Direct Debit (10%)	$ 8,355.68
Net Metering Credit	1,438,149.87
Total	**$ 1,446,505.55**

Authority Use	KWH	COMB	CE	Total
Secondary	987,672	81,675.54	26,779.74	$ 108,455.28
Wholesale	1,616,412	133,669.19	43,827.39	$ 177,496.58
Total	**2,604,084**	**$ 215,344.73**	**$ 70,607.13**	**$ 285,951.86**

Instructions:
(1) Fill yellow cells only.
(2) Copy values from tab *Subsidios* (provided in Ventas por tarifa report), as submitted by the Planning Dept., into cells B6, B8 TO B14, B17 TO B23, B29 and B30.
(3) Copy values from tab *AEE USE* (provided in Ventas por tarifa report), as submitted by the Planning Dept., into cells E8, E9, F8, F9, G8 and G9.
(4) Copy values from tab *Crédito MN y DD* (provided in Ventas por tarifa report), as submitted by the Planning Dept., into cell range B35 to I44 (for Crédito MN), and into cell range B48 to D51 for Débito Directo.
(5) The values link into the CC&B and General Ledger Reconciliation, and is also presented on cell C35 of the *Data Summary* tab, representing the Amount of Revenue Reduction Subsidies.

Net Metering Credit

Tarifa	kWh neto	Total Básica	Comb	CE	CILT	HH	NHH	TUP	Total
110	137,478	$ 2,512.74	$ 6,677.06	$ 2,401.61	$ 340.74	$ 748.39	$ 112.86	$ -	$ 12,793.40
111	651,311	22,256.01	35,988.70	12,207.40	1,807.49	3,958.11	594.88	(23.72)	76,788.87
112	10,249,255	304,507.84	479,435.21	164,585.48	24,200.83	52,962.38	7,943.09	(412.67)	1,033,222.16
211	850,987	26,657.63	25,713.87	8,926.14	1,306.51	2,852.93	426.05	(36.77)	65,846.36
212	2,894,709	32,867.79	59,353.11	19,147.84	2,923.99	6,420.82	968.90	(1.63)	121,680.82
213	2,511,036	19,040.01	45,464.06	14,906.73	2,250.80	4,943.06	746.04	-	87,350.70
311	10,789	241.05	235.93	77.36	11.68	25.65	3.87	-	595.54
312	327,273	5,445.94	9,597.15	3,146.72	475.11	1,043.44	157.48	-	19,865.84
313	645,625	2,867.37	6,604.02	2,165.32	326.95	718.01	108.36	-	12,790.03
711	117,856	2,396.71	3,207.56	1,051.69	158.81	348.74	52.64	-	7,216.15
Total		**$ 418,793.09**	**$ 672,276.67**	**$ 228,616.29**	**$ 33,802.91**	**$ 74,021.53**	**$ 11,114.17**	**$ (474.79)**	**$ 1,438,149.87**

Direct Debit	SA	kWh	Crédito
103	1	-	$ 0.37
110	34	674	24.60
111	678	91,676	1,320.94
112	2,103	1,189,548	7,009.77
	2,816	**1,281,898**	**$ 8,355.68**

PUERTO RICO ELECTRIC POWER AUTHORITY

Cost of Subsidies and Authority Use
(as provided by Planning Department Reports)

Subsidies	Feb-21
Contributions in Lieu of Taxes (CILT)-Municipalities	$ 5,581,071.92
Help to Humans Subsidies	
Municipal Public Lighting	$ 7,162,350.84
Life Preserving Equipment Discount	89,013.00
Residential Service for Public Housing Projects (RH3)	68,576.09
Lifeline Residential Service (LRS)	1,282,049.63
Residential Fixed Rate for Public Housing (RFR)	1,982,708.80
Fuel Adjustment Subsidy (Residential)	843,167.01
Contribution to Puerto Rico Energy Bureau	1,396,629.17
Sub-Total Help to Humans Subsidies	**$ 12,824,494.54**
Non Help to Humans Subsidies	
Church and Social Welfare Organization Discount	$ 287,435.12
General Agricultural Service	42,830.99
Hotel Discount	126,503.65
Credits for Rural Acueducts	250.11
Downtown Commerce Subsidy	27.80
Common Areas for Condominiums	107,736.62
Irrigation District	346,000.00
Sub-Total Non Help to Humans Subsidies	**$ 910,784.29**
Total of Subsidies	**$ 13,735,278.83**
Revenues Reduction	
Direct Debit (10%)	$ 7,914.62
Net Metering Credit	1,551,887.63
Total	**$ 1,559,802.25**

Authority Use	KWH	COMB	CE	Total
Secondary	815,950	67,474.99	22,123.67	$ 89,598.66
Wholesale	1,506,550	124,584.15	40,848.60	$ 165,432.75
Total	**2,322,500**	**$ 192,059.14**	**$ 62,972.27**	**$ 255,031.41**

Instructions:
(1) Fill yellow cells only.
(2) Copy values from tab *Subsidios* (provided in Ventas por tarifa report), as submitted by the Planning Dept., into cells B6, B8 TO B14, B17 TO B23, B29 and B30.
(3) Copy values from tab *AEE USE* (provided in Ventas por tarifa report), as submitted by the Planning Dept., into cells E8, E9, F8, F9, G8 and G9.
(4) Copy values from tab *Crédito MN y DD* (provided in Ventas por tarifa report), as submitted by the Planning Dept., into cell range B35 to I44 (for Crédito MN), and into cell range B48 to D51 for Débito Directo.
(5) The values link into the CC&B and General Ledger Reconciliation, and is also presented on cell C35 of the *Data Summary* tab, representing the Amount of Revenue Reduction Subsidies.

Net Metering Credit

Tarifa	kWh neto	Total Básica	Comb	CE	CILT	HH	NHH	TUP	Total
110	113,184	$ 2,371.86	$ 6,806.07	$ 2,274.50	$ 339.48	$ 744.84	$ 112.26	$ (1.78)	$ 12,647.23
111	649,664	23,196.71	37,792.66	12,628.08	1,884.50	4,136.28	623.46	(5.62)	80,256.07
112	9,949,835	331,706.36	528,821.33	177,690.74	26,448.05	57,974.91	8,719.52	(242.23)	1,131,118.68
211	866,923	27,888.86	27,142.28	9,058.30	1,351.50	2,967.91	448.05	-	68,856.90
212	4,144,107	40,211.83	70,136.08	24,845.22	3,568.97	7,828.68	1,179.05	(20.52)	147,749.31
213	5,577,792	11,763.18	33,028.13	4,571.76	1,334.82	2,931.42	442.45	-	54,071.76
311	11,653	264.03	258.42	84.73	12.79	28.10	4.24	-	652.31
312	353,945	5,644.13	9,995.08	3,295.76	495.71	1,088.67	164.31	-	20,683.66
313	2,452,270	4,630.23	10,861.15	3,561.14	537.71	1,180.87	178.22	-	20,949.32
711	171,126	4,810.50	6,339.28	2,655.58	371.47	757.24	98.34	(130.02)	14,902.39
Total		**$ 452,487.69**	**$ 731,180.48**	**$ 240,665.81**	**$ 36,345.00**	**$ 79,638.92**	**$ 11,969.90**	**$ (400.17)**	**$ 1,551,887.63**

Direct Debit	SA	kWh	Crédito
103	1	-	$ 0.40
110	35	969	26.68
111	683	69,578	1,283.03
112	2,105	1,159,963	6,604.51
	2,824	**1,230,510**	**$ 7,914.62**

NO INFORMATION ON THIS PAGE
PAGE BLANK ON PURPOSE

	SAN JUAN		COSTA SUR		PALO SECO		AGUIRRE	
	BARRILES	$	BARRILES	$	BARRILES	$	BARRILES	$
BEGINNING BALANCE								
NO. 2							260,331.88	15,610,528.85
NO. 6	103,429.45	6,231,306.67	577,768.46	42,556,035.02	322,521.40	18,373,388.42	396,355.00	22,794,021.00
GAS PROPANO	89.05	3,230.98	53.10	1,906.82	107.52	4,229.08	56.30	2,683.12
ADITIVOS								
COMPRADO GAS NATURAL								
TOTAL RECIBIDO	103,518.50	$ 6,234,537.65	577,821.56	$ 42,557,941.84	322,628.92	$ 18,377,617.50	656,743.18	$ 38,407,232.97
RECIBIDO								
COMPRADO NO. 2							202,580.50	14,283,316.20
COMPRADO NO. 6	116,022.67	7,255,033.80			64,307.41	4,021,217.66	600,056.26	38,452,058.54
GAS PROPANO	9.87	446.75			11.27	479.12	21.58	1,003.62
Ecoeléctrica Delivery Point			367,124.29	21,117,546.94				
Ecoeléctrica Terminal Credit			$ (3,399.05)	(195,518.39)				
COMPRADO GAS NATURAL			319,095.56	18,354,861.38				
TOTAL RECIBIDO	116,032.54	$ 7,255,480.55	682,820.80	$ 39,276,889.93	64,318.68	$ 4,021,696.78	802,658.34	$ 52,736,378.36

PUERTO RICO ELECTRIC POWER AUTHORITY
FUEL OIL CONSUMPTION REPORT
FOR THE MONTH
DECEMBER 2020

	BARRELS	COST PER BARREL	AMOUNT	Reconciliation
BEGINNING BALANCE	2,278,384.00		$ 144,521,517.61	
ADJUSTMENTS	-		$ -	
INTEREST				
FUEL HEDGE				
MISC. SERVICES & INSPECTION FEES			($ 674,396.70)	
EXCISE TAXES			$ 34,842.04	
RECEIPTS				
STEAM & GAS	1,031,638.22	$ 64.62	$ 66,669,117.98	
NATURAL GAS	568,619.53	$ 62.39	$ 35,476,277.65	
TOTAL RECEIPTS	1,600,257.75	$ 63.83	$ 102,145,395.63	
SUBTOTAL	3,878,641.75	$ 63.43	$ 246,027,358.58	
CONSUMPTION				
STEAM & GAS	926,097.54		$ 56,670,847.57	
NATURAL GAS	568,619.53		$ 35,476,277.69	
ADJ. TO CONSUMPTION	-		$ -	
TOTAL RECEIPTS	1,494,717.07	$ 61.65	$ 92,147,125.26	
ENDING BALANCE	2,383,924.68	$ 64.55	$ 153,880,233.32	

PUERTO RICO ELECTRIC POWER AUTHORITY
FUEL OIL CONSUMPTION REPORT
FOR THE MONTH
DECEMBER 2020

SAN JUAN STEAM PLANT	FUEL NO 6		PROPANE		LIGHT DESTILLATE		TOTAL	
	BBLS	$	BBLS	$	BBLS	$	BBLS	$
BEG BAL	103,429.45	6,221,924.70	89.04	3,433.89			103,518.49	6,225,358.59
ADJUSTMENT	-	-	-	-	-	-	-	-
RECEIPTS	116,022.67	7,255,033.80	9.87	446.75			116,032.54	7,255,480.55
INTEREST							-	-
MISC. SERV.& INSP FEES		(373,465.13)					-	(373,465.13)
EXCISE TAXES		-		-			-	-
TRANSFER IN	-	-	-	-	-	-	-	-
SUBTOTAL	219,452.12	13,103,493.37	98.91	3,880.64	-	-	219,551.03	13,107,374.01
TRANSFERS OUT	-	-	-	-			-	-
CONSUMPTION	90,723.51	5,417,103.79	10.58	415.08			90,734.09	5,417,518.87
CAPITAL EXPENDITURE							-	-
ADJUSTMENT	-	-	-	-			-	-
ENDING BALANCE	128,728.61	7,686,389.58	88.33	3,465.56	-	-	128,816.94	7,689,855.14
							267,081.09	23,399,243.14
PRICE PER BARREL		59.7100	386.91	39.23		-		
BEG. PRICE PER BARREL		60.16		38.56		-		
ENDING PRICE PER BARREL		59.71		39.23		-		
PRICE PER BARREL ASSET SUITE		59.71				-		
Consumption Cost		62.5312						

PALO SECO STEAM PLANT	FUEL NO 6		PROPANE		LIGHT DESTILLATE		TOTAL		
	BBLS	$	BBLS	$	BBLS	$	BBLS	$	
BEG BAL	322,521.40	18,373,388.35	107.51	4,156.75	-	-	322,628.91	18,377,545.10	
ADJUSTMENT	-	-	-	-	-	-	-	-	
RECEIPTS	64,307.41	4,021,217.66	11.27	479.12			64,318.68	4,021,696.78	
INTEREST							-	-	
MISC. SERV.& INSP FEES		(384,223.26)					-	(384,223.26)	
EXCISE TAXES		-		-			-	-	
TRANSFER IN	-	-	-	-	-	-	-	-	
SUBTOTAL	386,828.81	22,010,382.75	118.78	4,635.87	-	-	386,947.59	22,015,018.62	
TRANSFERS OUT	-	-	-	-			-	-	
CONSUMPTION	54,434.78	3,097,314.14	9.84	384.04	-	-	54,444.62	3,097,698.18	N0.6 & propano
							-	-	3,097,698.18
ADJUSTMENT	-	-	-	-	-	-	-	-	
ENDING BALANCE	332,394.03	18,913,068.61	108.94	4,251.83	-	-	332,502.97	18,917,320.44	
PRICE PER BARREL		56.90		39.03		-			
ENDING PRICE PER BARREL		56.90		39.03		-			
PRICE PER BARREL ASSET SUITE		56.90				-			
Consumption Cost		62.5312							

PUERTO RICO ELECTRIC POWER AUTHORITY
FUEL OIL CONSUMPTION REPORT
FOR THE MONTH
DECEMBER 2020

SOUTH COAST STEAM PLANT	FUEL NO 6		PROPANE		LIGHT DESTILLATE		TOTAL	
	BBLS	$	BBLS	$	BBLS	$	BBLS	$
BEG BAL	578,427.85	41,609,553.33	-	-			578,427.85	41,609,553.33
ADJUSTMENT	-	-	-	-	-	-	-	-
RECEIPTS	-	-	-	-			-	-
INTEREST							-	-
MISC. SERV.& INSP FEES		390,000.00					-	390,000.00
EXCISE TAXES		-		-			-	-
TRANSFER IN	-	-	-	-	-	-	-	-
SUBTOTAL	578,427.85	41,999,553.33	-	-	-	-	578,427.85	41,999,553.33
TRANSFERS OUT	-	-	-	-			-	-
CONSUMPTION	-	-	-	-	-	-	-	-
							-	-
ADJUSTMENT	-	-	-	-	-	-	-	-
ENDING BALANCE	578,427.85	41,999,553.33	-	-	-	-	578,427.85	41,999,553.33
PRICE PER BARREL		71.96		-		-		
BEG. PRICE PER BARREL		71.94		-		-		
ENDING PRICE PER BARREL		72.61		-		-		
PRICE PER BARREL ASSET SUITE		-				-		
Consumption Cost								

AGUIRRE STEAM PLANT	FUEL NO 6		PROPANE		LIGHT DESTILLATE		CHES&CO ADDITIVES		TOTAL	
	BBLS	$	BBLS	$	BBLS	$	BBLS	$	BBLS	$
BEG BAL	396,355.00	22,794,021.00	56.30	2,142.08	237,163.66	14,627,862.79			633,574.96	37,424,025.87
ADJUSTMENT	-	-	-	-	-	-			-	-
RECEIPTS	600,056.26	38,452,058.54	21.58	1,003.62	202,580.50	14,283,316.20			802,658.34	52,736,378.36
INTEREST									-	-
MISC. SERV.& INSP FEES		(341,121.71)				17,133.30			-	(323,988.41)
EXCISE TAXES		-		-		-			-	-
TRANSFER IN	-	-	-	-	-	-			-	-
SUBTOTAL	996,411.26	60,904,957.83	77.88	3,145.70	439,744.16	28,928,312.29	-	-	1,436,233.30	89,836,415.82
TRANSFERS OUT	-	-	-	-	140,640.71	9,251,966.24			140,640.71	9,251,966.24
CONSUMPTION	577,926.82	35,325,382.21	28.24	1,140.62	488.80	32,155.42			578,443.86	35,358,678.25
									-	-
ADJUSTMENT	-	-	-	-	-	-			-	-
ENDING BALANCE	418,484.44	25,579,575.62	49.64	2,005.08	298,614.65	19,644,190.63	-	-	717,148.73	45,225,771.32
PRICE PER BARREL		61.12		40.39	9,251,966.24	65.78		-		
BEG. PRICE PER BARREL		57.51		38.05		61.68		-		49.91
PRICE PER BARREL ASSET SUITE		61.12		40.39		65.78		-		
Consumption Cost		64.0808				65.7800				

PUERTO RICO ELECTRIC POWER AUTHORITY
FUEL OIL CONSUMPTION REPORT
FOR THE MONTH
DECEMBER 2020

GAS PLANTS	MAYAGUEZ SPECIAL CYCLE		SOUCO TURB-LIGHT DEST		PALO SECO TURB-LIGHT DEST		AGUIRRE POWER BLOCK-LIGHT DEST		YABUCOA POWER BLOCK-LIGHT		SUBTOTAL	
	BBLS	$	BBLS	$	BBLS	$	BBLS	$	BBLS	$	BBLS	$
BEG BAL	90,308.51	5,410,452.13	3,630.68	296,793.56	31,267.57	1,888,065.49	10,750.22	589,463.09	13,672.63	832,267.64	149,629.61	9,017,041.91
ADJUSTMENT	-	-	-	-	-	-	-	-	-	-	-	-
RECEIPTS	-	-	-	-	9,953.80	697,761.38	-	-	5,424.91	373,959.34	15,378.71	1,071,720.72
INTEREST											-	
MISC. SERV.& INSP FEES		5,063.30		-		6,245.00		-		-	-	11,308.30
EXCISE TAXES		-		-		-		-		10,983.66	-	10,983.66
TRANSFER IN	-	-	-	-	-	-	-	-	-	-	-	-
SUBTOTAL	90,308.51	5,415,515.43	3,630.68	296,793.56	41,221.37	2,592,071.87	10,750.22	589,463.09	19,097.54	1,217,210.64	165,008.32	10,111,054.59
TRANSFERS-OUT	-	-	-	-	-	-	-	-	-	-	-	-
CONSUMPTION	22,884.28	1,372,297.82	-	-	7,774.73	488,888.63	-	-	4,789.48	305,264.76	35,448.49	2,166,451.21
CAPITAL EXPENDITURE											-	-
ADJUSTMENT	-	-	-	-	-	-	-	-	-	-	-	-
ENDING BALANCE	67,424.23	4,043,217.61	3,630.68	296,793.56	33,446.64	2,103,183.24	10,750.22	589,463.09	14,308.06	911,945.88	129,559.83	7,944,603.38
PRICE PER BARREL		59.9668		81.75		62.88		54.83		63.74		
BEG. PRICE PER BARREL		59.91		81.75		62.88		54.83		60.87		
ENDING PRICE PER BARREL		59.9668		81.75		62.88		54.83		63.74		
PRICE PER BARREL ASSET SUITE		59.9668		-		62.88		-		63.74		
Consumption Cost		#DIV/0!		#DIV/0!		70.1000				68.9337		

GAS PLANTS	VEGA BAJA-LIGHT DEST		JOBOS TURB- LIGHT DEST		DAGUAO TURB-LIGHT DEST		VIEQUES		CULEBRA		TOTAL TURBINES	
	BBLS	$	BBLS	$	BBLS	$	BBLS	$	BBLS	$	BBLS	$
BEG BAL	5,471.67	330,467.53	8,177.39	482,429.36	8,907.36	541,380.51	2,168.59	188,453.90	452.36	41,534.03	174,806.98	10,601,307.24
ADJUSTMENTS	-	-	-	-	-	-	-	-	-	-	-	-
RECEIPTS	2,833.95	194,042.20	3,303.82	224,697.55	5,666.45	386,713.24	-	-	-	-	27,182.93	1,877,173.71
INTEREST											-	-
MISC. SERV.& INSP FEES		-		-		-		-		-	-	11,308.30
EXCISE TAXES		5,731.26		6,673.91		11,453.21		-		-	-	34,842.04
TRANSFER IN	-	-	-	-	-	-	-	-	-	-	-	-
SUBTOTAL	8,305.62	530,240.99	11,481.21	713,800.82	14,573.81	939,546.96	2,168.59	188,453.90	452.36	41,534.03	201,989.91	12,524,631.29
TRANSFER-OUT	-	-	-	-	-	-	-	-	-	-	-	-
CONSUMPTION	2,722.36	173,798.81	2,902.97	180,481.18	4,620.14	297,852.00	-	-	-	-	45,693.96	2,818,583.20
											-	-
ADJUSTMENTS	-	-	-	-	-	-	-	-	-	-	-	-
ENDING BALANCE	5,583.26	356,442.18	8,578.24	533,319.64	9,953.67	641,694.96	2,168.59	188,453.90	452.36	41,534.03	156,295.95	9,706,048.09
PRICE PER BARREL		63.84		62.17		64.47		86.90		91.82		
ENDING PRICE PER BARREL		63.84		62.17		64.47		86.90		91.82		
PRICE PER BARREL ASSET SUITE		63.84		62.17		64.47		-		-		
Consumption Cost		68.4706		68.0114		68.2461						

PUERTO RICO ELECTRIC POWER AUTHORITY
FUEL OIL CONSUMPTION REPORT
FOR THE MONTH
DECEMBER 2020

AGUIRRE COMBINED CYCLE	LIGHT DESTILLATE		ADDITIVE		TOTAL		CORCO - NO. 6		CORCO - NO. 2		TOTAL	
	BBLS	$	BBLS	$	BBLS	$	BBLS	$	BBLS	$	BBLS	$
BEG BAL	29,394.04	1,805,800.77			29,394.04	1,805,800.77	239,783.34	16,619,783.94	1,232.28	142,642.71	241,015.62	16,762,426.65
ADJUSTMENT	-	-			-	-	-	-	-	-	-	-
RECEIPTS	-	-			-	-	-	-	-	-	-	-
INTEREST					-	-					-	-
MISC. SERV.& INSP FEES		-			-	-		-		-	-	-
EXCISE TAXES		-			-	-		-		-	-	-
TRANSFER IN	140,640.71	9,251,345.90	-	-	140,640.71	9,251,345.90	-	-	-	-	-	-
SUBTOTAL	170,034.75	11,057,146.67	-	-	170,034.75	11,057,146.67	239,783.34	16,619,783.94	1,232.28	142,642.71	241,015.62	16,762,426.65
TRANSFERS-OUT	-	-			-	-	-	-	-	-	-	-
CONSUMPTION	131,810.18	8,571,450.80			131,810.18	8,571,450.80	-	-	-	-	-	-
					-	-					-	-
ADJUSTMENT	-	-			-	-	-	-	-	-	-	-
ENDING BALANCE	38,224.57	2,485,695.87	-	-	38,224.57	2,485,695.87	239,783.34	16,619,783.94	1,232.28	142,642.71	241,015.62	16,762,426.65
PRICE PER BARREL		65.03		-				69.31		115.76		
BEG. PRICE PER BARREL		61.43		-				69.31		115.76		
ENDING PRICE PER BARREL		65.03		-				69.31		115.76		
PRICE PER BARREL ASSET SUITE		65.03						-		-		
Consumption Cost		65.0300										

CAMBALACHE GAS TURBINES	LIGHT DESTILLATE		PROPANE		TOTAL	
	BBLS	$	BBLS	$	BBLS	$
BEG BAL	134,025.72	7,952,941.58	-	-	134,025.72	7,952,941.58
ADJUSTMENT	-	-			-	-
RECEIPTS	21,445.73	778,388.58			21,445.73	778,388.58
INTEREST					-	-
MISC. SERV.& INSP FEES		3,237.50				3,237.50
EXCISE TAXES		-			-	-
TRANSFER IN	-	-			-	-
SUBTOTAL	155,471.45	8,734,567.66	-	-	155,471.45	8,734,567.66
TRANSFERS-OUT	-	-			-	-
CONSUMPTION	24,245.56	1,362,143.88			24,245.56	1,362,143.88
ADJUSTMENT	-	-			-	-
ENDING BALANCE	131,225.89	7,372,423.78	-	-	131,225.89	7,372,423.78
PRICE PER BARREL		56.18		-		
BEG. PRICE PER BARREL		59.34		-		
PRICE PER BARREL ASSET SUITE		56.18				
Consumption Cost		36.2957				

PUERTO RICO ELECTRIC POWER AUTHORITY
FUEL OIL CONSUMPTION REPORT
FOR THE MONTH
DECEMBER 2020

SAN JUAN COMBINED CYCLE	LIGHT DESTILLATE		PROPANE		TOTAL						TOTAL	
	BBLS	$	BBLS	$	BBLS	$	BBLS	$	BBLS	$	BBLS	$
BEG BAL	60,991.42	3,762,558.49	-	-	60,991.42	3,762,558.49					-	-
ADJUSTMENT	-	-			-	-					-	-
RECEIPTS	-	-	-	-	-	-					-	-
INTEREST				-	-	-					-	-
MISC. SERV.& INSP FEES		2,734.30				2,734.30					-	-
EXCISE TAXES		-		-	-	-					-	-
TRANSFER IN	-	-	-	-	-	-					-	-
SUBTOTAL	60,991.42	3,765,292.79	-	-	60,991.42	3,765,292.79					-	-
TRANSFERS-OUT	-	-	-	-	-	-					-	-
CONSUMPTION	725.27	44,774.39	-	-	725.27	44,774.39					-	-
CAPITAL EXPENDITURE					-	-					-	-
ADJUSTMENT	-	-			-	-					-	-
ENDING BALANCE	60,266.15	3,720,518.40	-	-	60,266.15	3,720,518.40	-	-	-	-	-	-
PRICE PER BARREL		61.73	-				-	-				
BEG. PRICE PER BARREL		61.69	-				-	-				
ENDING PRICE PER BARREL		61.73	-				-	-				
PRICE PER BARREL ASSET SUITE		61.7348					-	-				
Consumption Cost												

NATURAL GAS	SOUTH COAST NG		SAN JUAN CC NG									
	BBLS	$	BBLS	$	BBLS	$	BBLS	$	BBLS	$	BBLS	$
BEG BAL											-	-
ADJUSTMENT	-	-	-	-							-	-
RECEIPTS	319,095.56	18,354,861.38	249,523.97	17,121,416.27							568,619.53	35,476,277.65
Ecoeléctrica Delivery Point	367,124.29	21,117,546.94									367,124.29	21,117,546.94
Ecoeléctrica Terminal Credit	(3,399.05)	(195,518.52)									(3,399.05)	(195,518.52)
MISC. SERV.& INSP FEES											-	-
EXCISE TAXES		-		-							-	-
TRANSFER IN	-	-	-	-							-	-
SUBTOTAL	682,820.80	39,276,889.80	249,523.97	17,121,416.27	-	-	-	-	-	-	932,344.77	56,398,306.07
TRANSFERS-OUT Ecoelectrica	367,124.29	21,117,546.94	-	-							367,124.29	21,117,546.94
TRANSFERS-OUT Ecoelectrica	(3,399.05)	(195,518.52)									(3,399.05)	(195,518.52)
CONSUMPTION	319,095.56	18,354,861.42	249,523.97	17,121,416.27							568,619.53	35,476,277.69
											-	-
ADJUSTMENT	-	-	-	-							-	-
ENDING BALANCE	-	-	-	-	-	-	-	-	-	-	-	(0.04)
PRICE PER BARREL		57.52	68.62		-		-		-			
BEG. PRICE PER BARREL		-	-		-		-		-			

QUARTER RECONCILIATION FILE DEC20-JAN21-FEB21FUELREP1220ConsumoGeneraciónREV

FUEL OIL CONSUMPTION REPORT
SUMMARY BY PLANT - CONSUMPTION
DECEMBER 31, 2020

PLANT		KIND OF FUEL	BARRELS	TOTAL	AMOUNT	TOTAL	GENERATION	REPORTED GENERATION	EFFICIENCY
STEAM									
SAN JUAN	SAN JUAN NO.6	NO. 6	90,723.51		$ 5,417,103.79				
	SAN JUAN PROPANE	PROPANE	10.58		415.08				
		LIGHT DESTILLATE	-	90,734.09	-	$ 5,417,518.87	176,687,000		1,947.31
SOUTH COAST		NO. 6	-		-				
		PROPANE	-		-				
		LIGHT DESTILLATE	-	-	-	-	185,820,000		-
PALO SECO	PALO SECO NO. 6	NO. 6	54,434.78		3,097,314.14				
	PALO SECO PROPANE	PROPANE	9.84		384.04				
		LIGHT DESTILLATE	-	54,444.62	-	3,097,698.18	33,254,000		610.79
AGUIRRE	AGUIRRE NO. 6	NO. 6	577,926.82		35,325,382.21				
	AGUIRRE PROPANE	PROPANE	28.24		1,140.62				
	AGUIRRE NO. 2	LIGHT DESTILLATE	488.80		32,155.42				
	AGUIRRE ADDITIVE	ADDITIVE		578,443.86		35,358,678.25	348,610,000		602.67
		TOTAL STEAM PLANTS		723,622.57		$ 43,873,895.30	**744,371,000**		
GAS									
MAYAGUEZ	MAYAGÜEZ NO. 2	LIGHT DESTILLATE		22,884.28	$ 1,372,297.82	$ 1,372,297.82	12,235,000		534.65
SOUTH COAST TURB	SOUTH COAST TURB NO. 2	LIGHT DESTILLATE		-	-	-	-		-
PALO SECO TURB	PALO SECO TURB NO. 2	LIGHT DESTILLATE		7,774.73	488,888.63	488,888.63	2,974,000		382.52
AGUIRRE POWER BLOCK	AGUIRRE POWER BLOCK NO. 2	LIGHT DESTILLATE		-	-	-	-		-
YABUCOA	YABUCOA NO. 2	LIGHT DESTILLATE		4,789.48	305,264.76	305,264.76	1,757,000		366.85
DAGUAO TURB	DAGUAO TURB NO. 2	LIGHT DESTILLATE		4,620.14	297,852.00	297,852.00	1,721,000		372.50
VEGA BAJA	VEGA BAJA NO. 2	LIGHT DESTILLATE		2,722.36	173,798.81	173,798.81	1,115,000		409.57
JOBOS (GUAYAMA) TURB	JOBOS TURBINES NO. 2	LIGHT DESTILLATE		2,902.97	180,481.18	180,481.18	1,148,000		395.46
VIEQUES	VIEQUES DIESEL	LIGHT DESTILLATE		-	-	-	-		-
CULEBRA	CULEBRA DIESEL	LIGHT DESTILLATE		-	-	-	-		-
AGUIRRE COMBINED	AGUIRRE COMBINED NO. 2	LIGHT DESTILLATE		131,810.18	8,571,450.80	8,571,450.80	57,171,000		433.74
CAMBALACHE GAS TURBINES	CAMBALACHE GAS TURBINES NO. 2	LIGHT DESTILLATE		24,245.56	1,362,143.88	1,362,143.88	10,969,000		452.41
SAN JUAN COMBINED CYCLE	SAN JUAN NO. 2	LIGHT DESTILLATE		725.27	44,774.39	44,774.39	50,705,000		
		TOTAL GAS PLANTS		202,474.97		$ 12,796,952.27	**139,795,000**		
NATURAL GAS									
SOUTH COAST NG		NATURAL GAS		319,095.56		18,354,861.42			
Eco Electrica		NATURAL GAS		367,124.29		21,117,546.94			
Ecoelectrica Credit		NATURAL GAS		(3,399.05)		(195,518.52)			
SAN JUAN NG		NATURAL GAS		249,523.97		$ 17,121,416.27			
		Total N. Gas		932,344.77		$ 56,398,306.11			
		TOTAL ALL PLANTS		1,858,442.31		$ 113,069,153.68			

3/24/2021

Diff

TRANSFERS - BY PLANT
December 31, 2020

KIND OF FUEL	PLANT	TRANSFERS OUT BARRELS	TRANSFERS OUT AMOUNT	TRANSFERS IN BARRELS	TRANSFERS IN AMOUNT
STEAM					
NO. 6	SAN JUAN	-	$ -	-	$ -
PROPANE		-	-	-	-
LIGHT DESTILLATE		-	-	-	-
NO. 6	SOUTH COAST	-	-	-	-
PROPANE		-	-	-	-
LIGHT DESTILLATE		-	-	-	-
NO. 6	PALO SECO	-	-	-	-
PROPANE		-	-	-	-
LIGHT DESTILLATE		-	-	-	-
NO. 6	AGUIRRE	-	-	-	-
PROPANE		-	-	-	-
LIGHT DESTILLATE		140,640.71	9,251,966.24	-	-
ADDITIVE					
TOTAL STEAM PLANTS		140,640.71	$ 9,251,966.24	-	$ -
GAS					
LIGHT DESTILLATE	MAYAGUEZ	-	$ -	-	$ -
LIGHT DESTILLATE	SOUTH COAST TURB	-	-	-	-
LIGHT DESTILLATE	PALO SECO TURB	-	-	-	-
LIGHT DESTILLATE	AGUIRRE POWER BLOCK	-	-	-	-
LIGHT DESTILLATE	YABUCOA	-	-	-	-
LIGHT DESTILLATE	DAGUAO TURB	-	-	-	-
LIGHT DESTILLATE	VEGA BAJA	-	-	-	-
LIGHT DESTILLATE	JOBOS (GUAYAMA) TURB	-	-	-	-
DIESEL	VIEQUES	-	-	-	-
DIESEL	CULEBRA	-	-	-	-
LIGHT DESTILLATE	AGUIRRE COMBINED	-	-	140,640.71	9,191,627.05
ADDITIVE	AGUIRRE COMBINED				
LIGHT DESTILLATE	CAMBALACHE GAS TURBINES	-	-	-	-
ADDITIVE	CAMBALACHE GAS TURBINES				
LIGHT DESTILLATE	SAN JUAN COMBINED CYCLE	-	-	-	-
TOTAL GAS PLANTS		-	$ -	140,640.71	$ 9,191,627.05
OTHER					
NO. 6	CORCO	-	$ -	-	$ -
LIGHT DESTILLATE	CORCO	-	-	-	-
TOTAL ALL PLANTS		140,640.71	$ 9,251,966.24	140,640.71	$ 9,191,627.05

	SAN JUAN		COSTA SUR		PALO SECO		AGUIRRE	
	BARRILES	$	BARRILES	$	BARRILES	$	BARRILES	$
BEGINNING BALANCE								
NO. 2							321,782.87	20,687,767.60
NO. 6	128,728.61	7,691,892.95	577,768.46	42,946,035.02	332,394.03	18,913,068.67	418,484.44	25,579,575.62
GAS PROPANO	88.34	3,284.38	53.10	1,906.82	108.95	4,318.20	49.64	2,349.89
ADITIVOS								
COMPRADO GAS NATURAL								
TOTAL RECIBIDO	128,816.95	$ 7,695,177.33	577,821.56	$ 42,947,941.84	332,502.98	$ 18,917,386.87	740,316.95	$ 46,269,693.11
RECIBIDO								
COMPRADO NO. 2							145,764.64	11,092,376.11
COMPRADO NO. 6							600,359.78	41,683,749.10
GAS PROPANO								
Ecoeléctrica Delivery Point			319,095.56	18,354,861.38				
Ecoeléctrica Terminal Credit			$ (3,692.07)	(195,518.39)				
COMPRADO GAS NATURAL			398,772.93	21,117,546.94				
TOTAL RECIBIDO	-	$ -	714,176.42	$ 39,276,889.93	-	$ -	746,124.42	$ 52,776,125.21

PUERTO RICO ELECTRIC POWER AUTHORITY
FUEL OIL CONSUMPTION REPORT
FOR THE MONTH
JANUARY 2021

	BARRELS	COST PER BARREL	AMOUNT	Reconciliation
BEGINNING BALANCE	2,383,924.68		$ 153,887,641.14	
ADJUSTMENTS	9,953.80		$ 697,771.36	
INTEREST				
FUEL HEDGE				
MISC. SERVICES & INSPECTION FEES			$ 2,333,232.08	
EXCISE TAXES			$ 555,689.93	
RECEIPTS				
STEAM & GAS	788,812.01	$ 71.02	$ 56,020,895.66	
NATURAL GAS	719,385.17	$ 58.66	$ 42,199,369.60	
TOTAL RECEIPTS	1,508,197.18	$ 65.12	$ 98,220,265.26	
SUBTOTAL	3,902,075.66	$ 65.53	$ 255,694,599.77	
CONSUMPTION				
STEAM & GAS	694,534.17		$ 46,486,487.31	
NATURAL GAS	719,385.17		$ 42,199,369.60	
ADJ. TO CONSUMPTION	-		$ -	
TOTAL RECEIPTS	1,413,919.34	$ 62.72	$ 88,685,856.91	
ENDING BALANCE	2,488,156.32	$ 67.12	$ 167,008,742.86	

PUERTO RICO ELECTRIC POWER AUTHORITY
FUEL OIL CONSUMPTION REPORT
FOR THE MONTH
JANUARY 2021

SAN JUAN STEAM PLANT	FUEL NO 6		PROPANE		LIGHT DESTILLATE		TOTAL	
	BBLS	$	BBLS	$	BBLS	$	BBLS	$
BEG BAL	128,728.61	7,686,389.57	88.33	3,465.56			128,816.94	7,689,855.13
ADJUSTMENT	-	-	-	-	-	-	-	-
RECEIPTS	-	-	-	-			-	-
INTEREST							-	-
MISC. SERV.& INSP FEES		606,620.59					-	606,620.59
EXCISE TAXES		-		-			-	-
TRANSFER IN	-	-	-	-	-	-	-	-
SUBTOTAL	128,728.61	8,293,010.16	88.33	3,465.56	-	-	128,816.94	8,296,475.72
TRANSFERS OUT	-	-	-	-			-	-
CONSUMPTION	-	-	-	-			-	-
CAPITAL EXPENDITURE							-	-
ADJUSTMENT	-	-	-	-			-	-
ENDING BALANCE	128,728.61	8,293,010.16	88.33	3,465.56	-	-	128,816.94	8,296,475.72
							267,081.09	23,399,243.14
PRICE PER BARREL		64.42		39.23		-		
BEG. PRICE PER BARREL		59.71		39.23		-		
ENDING PRICE PER BARREL		64.42		39.23		-		
CONSUMPTION PRICE PER BARREL		-				-		

PALO SECO STEAM PLANT	FUEL NO 6		PROPANE		LIGHT DESTILLATE		TOTAL		
	BBLS	$	BBLS	$	BBLS	$	BBLS	$	
BEG BAL	332,394.03	18,913,068.61	108.94	4,251.83	-	-	332,502.97	18,917,320.44	
ADJUSTMENT	-	-	-	-	-	-	-	-	
RECEIPTS	-	-	-	-			-	-	
INTEREST							-	-	
MISC. SERV.& INSP FEES		582,023.80					-	582,023.80	
EXCISE TAXES		-		-			-	-	
TRANSFER IN	-	-	-	-	598.55	39,779.63	598.55	39,779.63	
SUBTOTAL	332,394.03	19,495,092.41	108.94	4,251.83	598.55	39,779.63	333,101.52	19,539,123.87	
TRANSFERS OUT	-	-	-	-			-	-	
CONSUMPTION	-	-	11.90	464.43	598.55	39,779.63	610.45	40,244.06	N0.6 & propano
							-	-	
ADJUSTMENT	-	-	-	-	-	-	-	-	
ENDING BALANCE	332,394.03	19,495,092.41	97.04	3,787.40	-	0.00	332,491.07	19,498,879.81	
PRICE PER BARREL		58.65		39.03		66.46			
ENDING PRICE PER BARREL		58.65		39.03	0.00				
CONSUMPTION PRICE PER BARREL		-				66.46			

PUERTO RICO ELECTRIC POWER AUTHORITY
FUEL OIL CONSUMPTION REPORT
FOR THE MONTH
JANUARY 2021

SOUTH COAST STEAM PLANT	FUEL NO 6		PROPANE		LIGHT DESTILLATE		TOTAL	
	BBLS	$	BBLS	$	BBLS	$	BBLS	$
BEG BAL	578,427.85	41,999,553.33	-	-			578,427.85	41,999,553.33
ADJUSTMENT	-	-	-	-	-	-	-	-
RECEIPTS	-	-	-	-			-	-
INTEREST							-	-
MISC. SERV.& INSP FEES		390,000.00					-	390,000.00
EXCISE TAXES		-		-			-	-
TRANSFER IN	-	-	-	-	15.92	1,166.09	15.92	1,166.09
SUBTOTAL	578,427.85	42,389,553.33	-	-	15.92	1,166.09	578,443.77	42,390,719.42
TRANSFERS OUT	-	-	-	-			-	-
CONSUMPTION	-	-	-	-	15.92	1,166.09	15.92	1,166.09
							-	-
ADJUSTMENT	-	-	-	-	-	-	-	-
ENDING BALANCE	578,427.85	42,389,553.33	-	-	-	-	578,427.85	42,389,553.33
PRICE PER BARREL		73.28		-		73.25		
BEG. PRICE PER BARREL		72.61		-		-		
ENDING PRICE PER BARREL		73.28		-		-		
CONSUMPTION PRICE PER BARREL		-				73.25		

AGUIRRE STEAM PLANT	FUEL NO 6		PROPANE		LIGHT DESTILLATE		CHES&CO ADDITIVES		TOTAL	
	BBLS	$	BBLS	$	BBLS	$	BBLS	$	BBLS	$
BEG BAL	418,484.44	25,579,575.62	49.64	2,005.08	298,614.65	19,652,218.75			717,148.73	45,233,799.44
ADJUSTMENT	-	-	-	-	-	-			-	-
RECEIPTS	600,359.78	41,683,749.10	-	-	145,764.64	11,092,376.11			746,124.42	52,776,125.21
INTEREST									-	-
MISC. SERV.& INSP FEES		729,940.49				16,358.75			-	746,299.24
EXCISE TAXES		167,404.43		-		300,346.49			-	467,750.92
TRANSFER IN	-	-	-	-	-	-			-	-
SUBTOTAL	1,018,844.22	68,160,669.64	49.64	2,005.08	444,379.29	31,061,300.10	-	-	1,463,273.15	99,223,974.81
TRANSFERS OUT	-	-	-	-	97,974.48	6,846,456.66			97,974.48	6,846,456.66
CONSUMPTION	589,143.44	39,413,691.12	18.57	750.04	124.49	8,701.62			589,286.50	39,423,142.78
									-	-
ADJUSTMENT	-	-	-	-	-	-			-	-
ENDING BALANCE	429,700.78	28,746,978.52	31.07	1,255.04	346,280.32	24,206,141.81	-	-	776,012.17	52,954,375.37
PRICE PER BARREL		66.90		40.39		69.90		-		
BEG. PRICE PER BARREL		61.12		40.39		65.81		-		
CONSUMPTION PRICE PER BARREL		66.90		40.39		69.88		-		

PUERTO RICO ELECTRIC POWER AUTHORITY
FUEL OIL CONSUMPTION REPORT
FOR THE MONTH
JANUARY 2021

GAS PLANTS	MAYAGUEZ SPECIAL CYCLE		SOUCO TURB-LIGHT DEST		PALO SECO TURB-LIGHT DEST		AGUIRRE POWER BLOCK-LIGHT DEST		YABUCOA POWER BLOCK-LIGHT		SUBTOTAL	
	BBLS	$	BBLS	$	BBLS	$	BBLS	$	BBLS	$	BBLS	$
BEG BAL	67,424.23	4,043,217.61	3,630.68	296,793.56	33,446.64	2,103,183.24	10,750.22	589,463.09	14,308.06	911,945.88	129,559.83	7,944,603.38
COMPRA DEC 2020	-	-	-	-	9,953.80	697,771.36	-	-	-	-	9,953.80	697,771.36
RECEIPTS	29,235.32	2,219,776.45	-	-	9,908.68	755,805.38	-	-	-	-	39,144.00	2,975,581.83
INTEREST											-	
MISC. SERV.& INSP FEES		2,175.00		-		2,016.45		-		-	-	4,191.45
EXCISE TAXES		60,214.22		-		20,425.61		-		-	-	80,639.83
TRANSFER IN	-	-	-	-	-	-	-	-	-	-	-	-
SUBTOTAL	96,659.55	6,325,383.28	3,630.68	296,793.56	53,309.12	3,579,202.04	10,750.22	589,463.09	14,308.06	911,945.88	178,657.63	11,702,787.85
TRANSFERS-OUT	-	-	15.92	1,166.09	598.55	39,779.63	-	-	-	-	614.47	40,945.72
CONSUMPTION	6,103.58	399,417.16	-	-	5,028.23	337,597.98	-	-	202.14	12,883.70	11,333.95	749,898.84
CAPITAL EXPENDITURE											-	-
ADJUSTMENT	-	-	-	-	-	-	-	-	-	-	-	-
ENDING BALANCE	90,555.97	5,925,966.12	3,614.76	295,627.47	47,682.34	3,201,824.43	10,750.22	589,463.09	14,105.92	899,062.18	166,709.21	10,911,943.29
PRICE PER BARREL		65.44		81.75		66.46		54.83		63.74		
BEG. PRICE PER BARREL		59.97		81.75		62.88		54.83		63.74		
ENDING PRICE PER BARREL		65.44		81.78		67.15		54.83		63.74		
CONSUMPTION PRICE PER BARREL		65.44		-		67.14		-		63.74		
						66.4600						

GAS PLANTS	VEGA BAJA-LIGHT DEST		JOBOS TURB- LIGHT DEST		DAGUAO TURB-LIGHT DEST		VIEQUES		CULEBRA		TOTAL TURBINES	
	BBLS	$	BBLS	$	BBLS	$	BBLS	$	BBLS	$	BBLS	$
BEG BAL	5,583.26	356,442.18	8,578.24	533,319.64	9,953.67	641,694.96	2,168.59	188,453.90	452.36	41,534.03	156,295.95	9,706,048.09
ADJUSTMENTS	-	-	-	-	-	-	-	-	-	-	9,953.80	697,771.36
RECEIPTS	1,653.52	125,437.02	943.62	71,559.14	946.45	72,192.46	-	-	-	-	42,687.59	3,244,770.45
INTEREST											-	-
MISC. SERV.& INSP FEES		-		-		-		-		-	-	4,191.45
EXCISE TAXES		3,405.10		1,943.08		1,951.00		-		-	-	87,939.01
TRANSFER IN	-	-	-	-	-	-	-	-	-	-	-	-
SUBTOTAL	7,236.78	485,284.30	9,521.86	606,821.86	10,900.12	715,838.42	2,168.59	188,453.90	452.36	41,534.03	208,937.34	13,740,720.36
TRANSFER-OUT	-	-	-	-	-	-	-	-	-	-	614.47	40,945.72
CONSUMPTION	1,527.79	102,450.61	597.64	38,087.20	1,400.31	91,961.90	23.81	2,069.13	-	-	14,883.50	984,467.68
											-	-
ADJUSTMENTS	-	-	-	-	-	-	-	-	-	-	-	-
ENDING BALANCE	5,708.99	382,833.69	8,924.22	568,734.66	9,499.81	623,876.52	2,144.78	186,384.77	452.36	41,534.03	193,439.37	12,715,306.96
PRICE PER BARREL		67.06		63.73		65.67		86.90		91.82		
ENDING PRICE PER BARREL		67.06		63.73		65.67		86.90		91.82		
CONSUMPTION PRICE PER BARREL		67.06		63.73		65.67		86.90		-		

PUERTO RICO ELECTRIC POWER AUTHORITY
FUEL OIL CONSUMPTION REPORT
FOR THE MONTH
JANUARY 2021

AGUIRRE COMBINED CYCLE	LIGHT DESTILLATE		ADDITIVE		TOTAL		CORCO - NO. 6		CORCO - NO. 2		TOTAL	
	BBLS	$	BBLS	$	BBLS	$	BBLS	$	BBLS	$	BBLS	$
BEG BAL	38,224.57	2,485,695.87			38,224.57	2,485,695.87	239,783.34	16,619,783.94	1,232.28	142,642.71	241,015.62	16,762,426.65
ADJUSTMENT	-	-			-	-	-	-	-	-	-	-
RECEIPTS	-	-			-	-	-	-	-	-	-	-
INTEREST					-	-					-	-
MISC. SERV.& INSP FEES		-			-	-		-		-	-	-
EXCISE TAXES		-			-	-		-		-	-	-
TRANSFER IN	97,974.48	6,883,857.44	-	-	97,974.48	6,883,857.44	-	-	-	-	-	-
SUBTOTAL	136,199.05	9,369,553.31	-	-	136,199.05	9,369,553.31	239,783.34	16,619,783.94	1,232.28	142,642.71	241,015.62	16,762,426.65
TRANSFERS-OUT	-	-			-	-	-	-	-	-	-	-
CONSUMPTION	77,800.32	5,352,124.31			77,800.32	5,352,124.31	-	-	-	-	-	-
					-	-					-	-
ADJUSTMENT	-	-			-	-	-	-	-	-	-	-
ENDING BALANCE	58,398.73	4,017,429.00	-	-	58,398.73	4,017,429.00	239,783.34	16,619,783.94	1,232.28	142,642.71	241,015.62	16,762,426.65
PRICE PER BARREL		68.79		-				69.31		115.76		
BEG. PRICE PER BARREL		65.03		-				69.31		115.76		
CONSUMPTION PRICE PER BARREL		68.52		-				69.31		115.76		

CAMBALACHE GAS TURBINES	LIGHT DESTILLATE		PROPANE		TOTAL	
	BBLS	$	BBLS	$	BBLS	$
BEG BAL	131,225.89	7,372,423.78	-	-	131,225.89	7,372,423.78
ADJUSTMENT	-	-			-	-
RECEIPTS	-	-			-	-
INTEREST					-	-
MISC. SERV.& INSP FEES		2,025.00				2,025.00
EXCISE TAXES		-			-	-
TRANSFER IN	-	-			-	-
SUBTOTAL	131,225.89	7,374,448.78	-	-	131,225.89	7,374,448.78
TRANSFERS-OUT	-	-			-	-
CONSUMPTION	9,336.06	524,654.82			9,336.06	524,654.82
ADJUSTMENT	-	-			-	-
ENDING BALANCE	121,889.83	6,849,793.96	-	-	121,889.83	6,849,793.96
PRICE PER BARREL		56.20		-		
BEG. PRICE PER BARREL		56.18		-		
CONSUMPTION PRICE PER BARREL		56.20				

PUERTO RICO ELECTRIC POWER AUTHORITY
FUEL OIL CONSUMPTION REPORT
FOR THE MONTH
JANUARY 2021

SAN JUAN COMBINED CYCLE	LIGHT DESTILLATE		PROPANE		TOTAL						TOTAL	
	BBLS	$	BBLS	$	BBLS	$	BBLS	$	BBLS	$	BBLS	$
BEG BAL	60,266.15	3,720,518.40	-	-	60,266.15	3,720,518.40					-	-
ADJUSTMENT	-	-			-	-					-	-
RECEIPTS	-	-	-	-	-	-					-	-
INTEREST				-	-	-					-	-
MISC. SERV.& INSP FEES		2,072.00				2,072.00					-	-
EXCISE TAXES		-		-	-	-					-	-
TRANSFER IN	-	-	-	-	-	-					-	-
SUBTOTAL	60,266.15	3,722,590.40	-	-	60,266.15	3,722,590.40					-	-
TRANSFERS-OUT	-	-	-	-	-	-					-	-
CONSUMPTION	2,601.42	160,687.57	-	-	2,601.42	160,687.57					-	-
CAPITAL EXPENDITURE					-	-					-	-
ADJUSTMENT	-	-			-	-					-	-
ENDING BALANCE	57,664.73	3,561,902.83	-	-	57,664.73	3,561,902.83	-	-	-	-	-	-
PRICE PER BARREL		61.77		-				-		-		
BEG. PRICE PER BARREL		61.73		-				-		-		
ENDING PRICE PER BARREL		61.77		-				-		-		
CONSUMPTION PRICE PER BARREL		61.77						-		-		

NATURAL GAS	SOUTH COAST NG		SAN JUAN CC NG									
	BBLS	$	BBLS	$	BBLS	$	BBLS	$	BBLS	$	BBLS	$
BEG BAL											-	-
ADJUSTMENT	-	-	-	-							-	-
RECEIPTS	398,772.93	21,117,546.94	320,612.24	21,081,822.66							719,385.17	42,199,369.60
Ecoeléctrica Delivery Point	319,095.56	18,354,861.38									319,095.56	18,354,861.38
Ecoeléctrica Terminal Credit	(3,692.07)	(195,518.39)									(3,692.07)	(195,518.39)
MISC. SERV.& INSP FEES											-	-
EXCISE TAXES		-		-							-	-
TRANSFER IN	-	-	-	-							-	-
SUBTOTAL	714,176.42	39,276,889.93	320,612.24	21,081,822.66	-	-	-	-	-	-	1,034,788.66	60,358,712.59
TRANSFERS-OUT Ecoelectrica	334,601.11	17,996,095.82	-	-							334,601.11	17,996,095.82
TRANSFERS-OUT Ecoelectrica	(4,231.75)	(227,599.09)									(4,231.75)	(227,599.09)
CONSUMPTION	398,772.93	21,117,546.94	320,612.24	21,081,822.66							719,385.17	42,199,369.60
											-	-
ADJUSTMENT	-	-	-	-							-	-
ENDING BALANCE	(14,965.87)	390,846.26	-	-	-	-	-	-	-	-	(14,965.87)	390,846.26
PRICE PER BARREL		55.00		65.75		-		-		-		
BEG. PRICE PER BARREL		-		-		-		-		-		
ENDING PRICE PER BARREL		0		#DIV/0!								

FUEL OIL CONSUMPTION REPORT
SUMMARY BY PLANT - CONSUMPTION
January 31 2021

PLANT		KIND OF FUEL	BARRELS	TOTAL	AMOUNT	TOTAL	GENERATION	REPORTED GENERATION	EFFICIENCY
STEAM									
SAN JUAN	SAN JUAN NO.6	NO. 6	-		$ -				
	SAN JUAN PROPANE	PROPANE	-		-				
		LIGHT DESTILLATE	-	-	-	$ -	-		-
SOUTH COAST		NO. 6	-		-				
		PROPANE	-		-				
		LIGHT DESTILLATE	15.92	15.92	1,166.09	1,166.09	206,380,000		12,963,567.84
PALO SECO	PALO SECO NO. 6	NO. 6	-		-				
	PALO SECO PROPANE	PROPANE	11.90		464.43				
		LIGHT DESTILLATE	598.55	610.45	39,779.63	40,244.06	-		-
AGUIRRE	AGUIRRE NO. 6	NO. 6	589,143.44		39,413,691.12				
	AGUIRRE PROPANE	PROPANE	18.57		750.04				
	AGUIRRE NO. 2	LIGHT DESTILLATE	124.49		8,701.62				
	AGUIRRE ADDITIVE	ADDITIVE		589,286.50		39,423,142.78	355,845,000		603.86
		TOTAL STEAM PLANTS		589,912.87		$ 39,464,552.93	**562,225,000**		
GAS									
MAYAGUEZ	MAYAGÜEZ NO. 2	LIGHT DESTILLATE		6,103.58	$ 399,417.16	$ 399,417.16	3,306,000		541.65
SOUTH COAST TURB	SOUTH COAST TURB NO. 2	LIGHT DESTILLATE		-	-	-	-		-
PALO SECO TURB	PALO SECO TURB NO. 2	LIGHT DESTILLATE		5,028.23	337,597.98	337,597.98	1,892,000		376.28
AGUIRRE POWER BLOCK	AGUIRRE POWER BLOCK NO. 2	LIGHT DESTILLATE		-	-	-	-		-
YABUCOA	YABUCOA NO. 2	LIGHT DESTILLATE		202.14	12,883.70	12,883.70	72,000		356.19
DAGUAO TURB	DAGUAO TURB NO. 2	LIGHT DESTILLATE		1,400.31	91,961.90	91,961.90	401,000		286.37
VEGA BAJA	VEGA BAJA NO. 2	LIGHT DESTILLATE		1,527.79	102,450.61	102,450.61	657,000		430.03
JOBOS (GUAYAMA) TURB	JOBOS TURBINES NO. 2	LIGHT DESTILLATE		597.64	38,087.20	38,087.20	219,000		366.44
VIEQUES	VIEQUES DIESEL	LIGHT DESTILLATE		23.81	2,069.13	2,069.13	5,000		210.00
CULEBRA	CULEBRA DIESEL	LIGHT DESTILLATE		-	-	-	-		-
AGUIRRE COMBINED	AGUIRRE COMBINED NO. 2	LIGHT DESTILLATE		77,800.32	5,352,124.31	5,352,124.31	28,574,000		367.27
CAMBALACHE GAS TURBINES	CAMBALACHE GAS TURBINES NO. 2	LIGHT DESTILLATE		9,336.06	524,654.82	524,654.82	3,957,000		423.84
SAN JUAN COMBINED CYCLE	SAN JUAN NO. 2	LIGHT DESTILLATE		2,601.42	160,687.57	160,687.57	229,783,000		
		TOTAL GAS PLANTS		104,621.30		$ 7,021,934.38	**268,866,000**		
NATURAL GAS									
SOUTH COAST NG		NATURAL GAS		398,772.93		21,117,546.94			
Eco Electrica		NATURAL GAS		319,095.56		18,354,861.38			
Ecoelectrica Credit		NATURAL GAS		(3,692.07)		(195,518.39)			
SAN JUAN NG		NATURAL GAS		320,612.24		$ 21,081,822.66			
		Total N. Gas		1,034,788.66		$ 60,358,712.59			
		TOTAL ALL PLANTS		1,729,322.83		$ 106,845,199.90			

Diff

TRANSFERS - BY PLANT
January 31, 2021

KIND OF FUEL	PLANT	TRANSFERS OUT BARRELS	TRANSFERS OUT AMOUNT	TRANSFERS IN BARRELS	TRANSFERS IN AMOUNT
STEAM					

NO. 6	SAN JUAN	-	$ -	-	$ -
PROPANE		-	-	-	-
LIGHT DESTILLATE		-	-	-	-
NO. 6	SOUTH COAST	-	-	-	-
PROPANE		-	-	-	-
LIGHT DESTILLATE		-	-	15.92	1,166.09
NO. 6	PALO SECO	-	-	-	-
PROPANE		-	-	-	-
LIGHT DESTILLATE		598.55	39,779.63	598.55	36,696.30
NO. 6	AGUIRRE	-	-	-	-
PROPANE		-	-	-	-
LIGHT DESTILLATE		97,974.48	6,846,456.66	-	-
ADDITIVE					
TOTAL STEAM PLANTS		98,573.03	$ 6,886,236.30	614.47	$ 37,862.39
GAS					

LIGHT DESTILLATE	MAYAGUEZ	-	$ -	-	$ -
LIGHT DESTILLATE	SOUTH COAST TURB	15.92	1,166.09	-	-
LIGHT DESTILLATE	PALO SECO TURB	598.55	39,779.63	-	-
LIGHT DESTILLATE	AGUIRRE POWER BLOCK	-	-	-	-
LIGHT DESTILLATE	YABUCOA	-	-	-	-
LIGHT DESTILLATE	DAGUAO TURB	-	-	-	-
LIGHT DESTILLATE	VEGA BAJA	-	-	-	-
LIGHT DESTILLATE	JOBOS (GUAYAMA) TURB	-	-	-	-
DIESEL	VIEQUES	-	-	-	-
DIESEL	CULEBRA	-	-	-	-
LIGHT DESTILLATE	AGUIRRE COMBINED	-	-	97,974.48	6,883,857.44
ADDITIVE	AGUIRRE COMBINED				
LIGHT DESTILLATE	CAMBALACHE GAS TURBINES	-	-	-	-
ADDITIVE	CAMBALACHE GAS TURBINES				
LIGHT DESTILLATE	SAN JUAN COMBINED CYCLE	-	-	-	-
TOTAL GAS PLANTS		614.47	$ 40,945.72	97,974.48	$ 6,883,857.44
OTHER					

NO. 6	CORCO	-	$ -	-	$ -
LIGHT DESTILLATE	CORCO	-	-	-	-
TOTAL ALL PLANTS		99,187.50	$ 6,927,182.02	98,588.95	$ 6,921,719.83

	SAN JUAN		COSTA SUR		PALO SECO		AGUIRRE	
	BARRILES	$	BARRILES	$	BARRILES	$	BARRILES	$
BEGINNING BALANCE								
NO. 2							346,280.32	24,206,141.81
NO. 6	128,728.61		578,427.85	42,389,553.33	332,394.03	19,495,092.40	429,700.78	28,746,978.52
GAS PROPANO	88.33		53.10	1,906.82	97.04	3,787.41	31.07	1,255.04
ADITIVOS								
COMPRADO GAS NATURAL								
TOTAL RECIBIDO	128,816.94	$ -	578,480.95	$ 42,391,460.15	332,491.07	$ 19,498,879.81	776,012.17	$ 52,954,375.37
RECIBIDO								
COMPRADO NO. 2					9,979.04	829,498.72	145,805.16	12,389,148.01
COMPRADO NO. 6	9,221.05	702,643.17			57,806.12	4,404,822.78	333,501.11	25,645,788.52
GAS PROPANO					52.13	4,124.20	33.21	2,514.31
Ecoeléctrica Delivery Point			313,433.17	17,522,857.75				
Ecoeléctrica Terminal Credit			$ (3,402.06)	(190,196.44)				
COMPRADO GAS NATURAL			452,418.73	25,293,012.01				
TOTAL RECIBIDO	9,221.05	$ 702,643.17	762,449.84	$ 42,625,673.32	67,837.29	$ 5,238,445.70	479,339.48	$ 38,037,450.84

PUERTO RICO ELECTRIC POWER AUTHORITY
FUEL OIL CONSUMPTION REPORT
FOR THE MONTH
NOVEMBER 2020

	BARRELS	COST PER BARREL	AMOUNT	Reconciliation
BEGINNING BALANCE	2,488,156.32		$ 167,008,371.91	
ADJUSTMENTS	-		$ -	
INTEREST				
FUEL HEDGE				
MISC. SERVICES & INSPECTION FEES			$ 293,467.63	
EXCISE TAXES			$ 470,670.01	
RECEIPTS				
STEAM & GAS	565,612.60	$ 79.12	$ 44,752,860.20	
NATURAL GAS	636,402.52	$ 59.32	$ 37,750,407.45	
TOTAL RECEIPTS	1,202,015.12	$ 68.64	$ 82,503,267.65	
SUBTOTAL	3,690,171.44	$ 67.82	$ 250,275,777.20	
CONSUMPTION				
STEAM & GAS	650,685.14		$ 44,804,064.10	
NATURAL GAS	636,402.52		$ 37,750,407.45	82,554,471.55
ADJ. TO CONSUMPTION	-		$ -	
TOTAL RECEIPTS	1,287,087.66	$ 64.14	$ 82,554,471.55	
ENDING BALANCE	2,403,083.78	$ 69.79	$ 167,721,305.65	

PUERTO RICO ELECTRIC POWER AUTHORITY
FUEL OIL CONSUMPTION REPORT
FOR THE MONTH
NOVEMBER 2020

SAN JUAN STEAM PLANT	FUEL NO 6		PROPANE		LIGHT DESTILLATE		TOTAL	
	BBLS	$	BBLS	$	BBLS	$	BBLS	$
BEG BAL	128,728.61	8,293,010.16	88.33	3,465.56			128,816.94	8,296,475.72
ADJUSTMENT	-	-	-	-	-	-	-	-
RECEIPTS	9,221.05	702,643.17	-	-			9,221.05	702,643.17
INTEREST							-	-
MISC. SERV.& INSP FEES		(61,556.75)					-	(61,556.75)
EXCISE TAXES		2,821.86		-			-	2,821.86
TRANSFER IN	-	-	-	-	-	-	-	-
SUBTOTAL	137,949.66	8,936,918.44	88.33	3,465.56	-	-	138,037.99	8,940,384.00
TRANSFERS OUT	-	-	-	-			-	-
CONSUMPTION	-	-	-	-			-	-
CAPITAL EXPENDITURE							-	-
ADJUSTMENT	-	-	-	-			-	-
ENDING BALANCE	137,949.66	8,936,918.44	88.33	3,465.56	-	-	138,037.99	8,940,384.00
PRICE PER BARREL		64.78		39.23		-		
BEG. PRICE PER BARREL		64.42		39.23		-		
ENDING PRICE PER BARREL		64.78		39.23		-		
CONSUMPTION PRICE PER BARREL		-				-		

PALO SECO STEAM PLANT	FUEL NO 6		PROPANE		LIGHT DESTILLATE		TOTAL		
	BBLS	$	BBLS	$	BBLS	$	BBLS	$	
BEG BAL	332,394.03	19,495,092.40	97.04	3,787.41	-	-	332,491.07	19,498,879.81	
ADJUSTMENT	-	-	-	-	-	-	-	-	
RECEIPTS	57,806.12	4,404,822.78	52.13	4,124.20			57,858.25	4,408,946.98	
INTEREST							-	-	
MISC. SERV.& INSP FEES		(60,833.79)					-	(60,833.79)	
EXCISE TAXES		17,690.03		-			-	17,690.03	
TRANSFER IN	-	-	-	-	471.07	33,133.07	471.07	33,133.07	
SUBTOTAL	390,200.15	23,856,771.42	149.17	7,911.61	471.07	33,133.07	390,820.39	23,897,816.10	
TRANSFERS OUT	-	-	-	-			-	-	
CONSUMPTION	126,820.62	7,753,791.34	56.05	2,972.69	471.07	31,542.74	127,347.74	7,788,306.77	N0.6 & propano
							-	-	7,756,764.03
ADJUSTMENT	-	-	-	-	-	-	-	-	
ENDING BALANCE	263,379.53	16,102,980.08	93.12	4,938.92	-	1,590.33	263,472.65	16,109,509.33	
PRICE PER BARREL		61.14		53.04		70.34			
ENDING PRICE PER BARREL		61.14		53.04		#DIV/0!			
CONSUMPTION PRICE PER BARREL		61.14				66.96			

PUERTO RICO ELECTRIC POWER AUTHORITY
FUEL OIL CONSUMPTION REPORT
FOR THE MONTH
NOVEMBER 2020

SOUTH COAST STEAM PLANT	FUEL NO 6		PROPANE		LIGHT DESTILLATE		TOTAL	
	BBLS	$	BBLS	$	BBLS	$	BBLS	$
BEG BAL	578,427.85	42,389,553.33	-				578,427.85	42,389,553.33
ADJUSTMENT	-	-	-	-	-	-	-	-
RECEIPTS	-	-	-	-			-	-
INTEREST							-	-
MISC. SERV.& INSP FEES		389,999.99					-	389,999.99
EXCISE TAXES		-		-			-	-
TRANSFER IN	-	-	-	-	-	-	-	-
SUBTOTAL	578,427.85	42,779,553.32	-	-	-	-	578,427.85	42,779,553.32
TRANSFERS OUT	-	-	-	-			-	-
CONSUMPTION	-	-	-	-	-	-	-	-
							-	-
ADJUSTMENT PER TEMPERATURE	-	-	-	-	-	-	-	-
ENDING BALANCE	578,427.85	42,779,553.32	-	-	-	-	578,427.85	42,779,553.32
PRICE PER BARREL		73.96		-		-		
BEG. PRICE PER BARREL		73.28		-		-		
ENDING PRICE PER BARREL		73.96		-		-		
CONSUMPTION PRICE PER BARREL		-				-		

AGUIRRE STEAM PLANT	FUEL NO 6		PROPANE		LIGHT DESTILLATE		CHES&CO ADDITIVES		TOTAL	
	BBLS	$	BBLS	$	BBLS	$	BBLS	$	BBLS	$
BEG BAL	429,700.78	28,746,978.52	31.07	1,255.04	346,280.32	24,206,141.81			776,012.17	52,954,375.37
ADJUSTMENT	-	-	-	-	-	-			-	-
RECEIPTS	333,501.11	25,645,788.52	33.21	2,514.31	145,805.16	12,389,148.01			479,339.48	38,037,450.84
INTEREST									-	-
MISC. SERV.& INSP FEES		21,119.78				4,738.40			-	25,858.18
EXCISE TAXES		306,898.40		-		102,995.02			-	409,893.42
TRANSFER IN	-	-	-	-	-	-			-	-
SUBTOTAL	763,201.89	54,720,785.22	64.28	3,769.35	492,085.48	36,703,023.24	-	-	1,255,351.65	91,427,577.81
TRANSFERS OUT	-	-	-	-	186,657.28	13,922,147.20			186,657.28	13,922,147.20
CONSUMPTION	243,483.67	17,457,527.01	13.69	802.74	142.95	10,662.17			243,640.31	17,468,991.92
									-	-
ADJUSTMENT	-	-	-	-	-	-			-	-
ENDING BALANCE	519,718.22	37,263,258.21	50.59	2,966.61	305,285.25	22,770,213.87	-	-	825,054.06	60,036,438.69
PRICE PER BARREL		71.70		58.64		74.59		-		
BEG. PRICE PER BARREL		66.90		40.39		69.90		-		
CONSUMPTION PRICE PER BARREL		71.70		58.64		74.59		-		

PUERTO RICO ELECTRIC POWER AUTHORITY
FUEL OIL CONSUMPTION REPORT
FOR THE MONTH
NOVEMBER 2020

GAS PLANTS	MAYAGUEZ SPECIAL CYCLE		SOUCO TURB-LIGHT DEST		PALO SECO TURB-LIGHT DEST		AGUIRRE POWER BLOCK-LIGHT DEST		YABUCOA POWER BLOCK-LIGHT		SUBTOTAL	
	BBLS	$	BBLS	$	BBLS	$	BBLS	$	BBLS	$	BBLS	$
BEG BAL	90,555.97	6,492,250.21	3,614.76	295,627.47	47,682.34	3,205,246.24	10,750.22	589,463.09	14,105.92	899,062.18	166,709.21	11,481,649.19
COMPRA DEC 2020	-	-	-	-	-	-	-	-	-	-	-	-
RECEIPTS	-	-	-	-	9,979.04	829,498.72	-	-	709.02	58,505.05	10,688.06	888,003.77
INTEREST											-	
MISC. SERV.& INSP FEES		-		-		-		-		-	-	-
EXCISE TAXES		-		-		20,912.28		-		1,483.67	-	22,395.95
TRANSFER IN	-	-	-	-	-	-	-	-	-	-	-	-
SUBTOTAL	90,555.97	6,492,250.21	3,614.76	295,627.47	57,661.38	4,055,657.24	10,750.22	589,463.09	14,814.94	959,050.90	177,397.27	12,392,048.91
TRANSFERS-OUT	-	-	-	-	471.07	33,133.07	-	-	-	-	471.07	33,133.07
CONSUMPTION	8,560.25	613,711.99	10.55	862.82	12,691.37	892,657.21	-	-	2,920.14	189,036.40	24,182.31	1,696,268.42
CAPITAL EXPENDITURE											-	-
ADJUSTMENT	-	-	-	-	-	-	-	-	-	-	-	-
ENDING BALANCE	81,995.72	5,878,538.22	3,604.21	294,764.65	44,498.94	3,129,866.96	10,750.22	589,463.09	11,894.80	770,014.50	152,743.89	10,662,647.42
PRICE PER BARREL		71.69		81.78		70.34		54.83		64.74		
BEG. PRICE PER BARREL		71.69		81.78		67.22		54.83		63.74		
ENDING PRICE PER BARREL		71.69		81.78		70.34		54.83		64.74		
CONSUMPTION PRICE PER BARREL		71.69		81.78		70.34		-		64.74		

GAS PLANTS	VEGA BAJA-LIGHT DEST		JOBOS TURB- LIGHT DEST		DAGUAO TURB-LIGHT DEST		VIEQUES		CULEBRA		TOTAL TURBINES	
	BBLS	$	BBLS	$	BBLS	$	BBLS	$	BBLS	$	BBLS	$
BEG BAL	5,708.99	382,833.69	8,924.22	568,734.66	9,499.81	623,876.52	2,144.78	186,384.77	452.36	41,534.03	193,439.37	13,285,012.85
ADJUSTMENTS	-	-	-	-	-	-	-	-	-	-	-	-
RECEIPTS	2,600.19	220,068.96	4,015.02	340,200.14	1,890.55	155,546.34	-	-	-	-	19,193.82	1,603,819.21
INTEREST											-	-
MISC. SERV.& INSP FEES		-		-		-		-		-	-	-
EXCISE TAXES		5,468.67		8,446.23		3,953.85		-		-	-	40,264.70
TRANSFER IN	-	-	-	-	-	-	-	-	-	-	-	-
SUBTOTAL	8,309.18	608,371.32	12,939.24	917,381.03	11,390.36	783,376.71	2,144.78	186,384.77	452.36	41,534.03	212,633.19	14,929,096.76
TRANSFER-OUT	-	-	-	-	-	-	-	-	-	-	471.07	33,133.07
CONSUMPTION	2,646.23	193,748.41	7,074.26	501,558.97	2,267.19	155,926.93	2.76	239.85	4.40	403.99	36,177.15	2,548,146.57
											-	-
ADJUSTMENTS	-	-	-	-	-	-	-	-	-	-	-	-
ENDING BALANCE	5,662.95	414,622.91	5,864.98	415,822.06	9,123.17	627,449.78	2,142.02	186,144.92	447.96	41,130.04	175,984.97	12,347,817.12
PRICE PER BARREL		73.22		70.90		68.78		86.90		91.82		
ENDING PRICE PER BARREL		73.22		70.90		68.78		86.90		91.82		
CONSUMPTION PRICE PER BARREL		73.22		70.90		68.78		86.90		91.82		

PUERTO RICO ELECTRIC POWER AUTHORITY
FUEL OIL CONSUMPTION REPORT
FOR THE MONTH
NOVEMBER 2020

AGUIRRE COMBINED CYCLE	LIGHT DESTILLATE		ADDITIVE		TOTAL		CORCO - NO. 6		CORCO - NO. 2		TOTAL	
	BBLS	$	BBLS	$	BBLS	$	BBLS	$	BBLS	$	BBLS	$
BEG BAL	58,398.73	4,038,675.39			58,398.73	4,038,675.39	239,783.34	16,619,783.94	1,232.28	142,642.71	241,015.62	16,762,426.65
ADJUSTMENT	-	-			-	-	-	-	-	-	-	-
RECEIPTS	-	-			-	-	-	-	-	-	-	-
INTEREST					-	-					-	-
MISC. SERV.& INSP FEES		-			-	-		-		-	-	-
EXCISE TAXES		-			-	-		-		-	-	-
TRANSFER IN	186,657.28	13,764,122.14	-	-	186,657.28	13,764,122.14	-	-	-	-	-	-
SUBTOTAL	245,056.01	17,802,797.53	-	-	245,056.01	17,802,797.53	239,783.34	16,619,783.94	1,232.28	142,642.71	241,015.62	16,762,426.65
TRANSFERS-OUT	-	-			-	-	-	-	-	-	-	-
CONSUMPTION	200,622.72	14,574,813.58			200,622.72	14,574,813.58	-	-	-	-	-	-
					-	-					-	-
ADJUSTMENT	-	-			-	-	-	-	-	-	-	-
ENDING BALANCE	44,433.29	3,227,983.95	-	-	44,433.29	3,227,983.95	239,783.34	16,619,783.94	1,232.28	142,642.71	241,015.62	16,762,426.65
PRICE PER BARREL		72.65		-				69.31		115.76		
BEG. PRICE PER BARREL		69.16		-				69.31		115.76		
CONSUMPTION PRICE PER BARREL		72.65		-				69.31		115.76		

CAMBALACHE GAS TURBINES	LIGHT DESTILLATE		PROPANE		TOTAL	
	BBLS	$	BBLS	$	BBLS	$
BEG BAL	121,889.83	6,849,793.96	-	-	121,889.83	6,849,793.96
ADJUSTMENT	-	-			-	-
RECEIPTS	-	-			-	-
INTEREST					-	-
MISC. SERV.& INSP FEES		-				-
EXCISE TAXES		-			-	-
TRANSFER IN	-	-			-	-
SUBTOTAL	121,889.83	6,849,793.96	-	-	121,889.83	6,849,793.96
TRANSFERS-OUT	-	-			-	-
CONSUMPTION	40,541.51	2,278,295.00			40,541.51	2,278,295.00
ADJUSTMENT	-	-			-	-
ENDING BALANCE	81,348.32	4,571,498.96	-	-	81,348.32	4,571,498.96
PRICE PER BARREL		56.20		-		
BEG. PRICE PER BARREL		56.20		-		
CONSUMPTION PRICE PER BARREL		56.20				

PUERTO RICO ELECTRIC POWER AUTHORITY
FUEL OIL CONSUMPTION REPORT
FOR THE MONTH
NOVEMBER 2020

SAN JUAN COMBINED CYCLE	LIGHT DESTILLATE		PROPANE		TOTAL						TOTAL	
	BBLS	$	BBLS	$	BBLS	$	BBLS	$	BBLS	$	BBLS	$
BEG BAL	57,664.73	3,561,902.83	-	-	57,664.73	3,561,902.83					-	-
ADJUSTMENT	-	-			-	-					-	-
RECEIPTS	-	-	-	-	-	-					-	-
INTEREST				-	-	-					-	-
MISC. SERV.& INSP FEES		-				-					-	-
EXCISE TAXES		-		-	-	-					-	-
TRANSFER IN	-	-	-	-	-	-					-	-
SUBTOTAL	57,664.73	3,561,902.83	-	-	57,664.73	3,561,902.83					-	-
TRANSFERS-OUT	-	-	-	-	-	-					-	-
CONSUMPTION	2,355.71	145,510.26	-	-	2,355.71	145,510.26					-	-
CAPITAL EXPENDITURE					-	-					-	-
ADJUSTMENT	-	-			-	-					-	-
ENDING BALANCE	55,309.02	3,416,392.57	-	-	55,309.02	3,416,392.57	-	-	-	-	-	-
PRICE PER BARREL		61.77		-				-		-		
BEG. PRICE PER BARREL		61.77		-				-		-		
ENDING PRICE PER BARREL		61.77		-				-		-		
CONSUMPTION PRICE PER BARREL		61.77						-		-		

NATURAL GAS	SOUTH COAST NG		SAN JUAN CC NG									
	BBLS	$	BBLS	$	BBLS	$	BBLS	$	BBLS	$	BBLS	$
BEG BAL											-	-
ADJUSTMENT	-	-	-	-							-	-
RECEIPTS	452,418.73	25,293,012.01	183,983.79	12,457,395.44							636,402.52	37,750,407.45
Ecoeléctrica Delivery Point	313,433.17	17,522,857.75									313,433.17	17,522,857.75
Ecoeléctrica Terminal Credit	(3,402.06)	(190,196.44)									(3,402.06)	(190,196.44)
MISC. SERV.& INSP FEES											-	-
EXCISE TAXES		-		-							-	-
TRANSFER IN	-	-	-	-							-	-
SUBTOTAL	762,449.84	42,625,673.32	183,983.79	12,457,395.44	-	-	-	-	-	-	946,433.63	55,083,068.76
TRANSFERS-OUT Ecoelectrica	313,433.17	17,522,857.75	-	-							313,433.17	17,522,857.75
TRANSFERS-OUT Ecoelectrica	(3,402.06)	(190,196.44)									(3,402.06)	(190,196.44)
CONSUMPTION	452,418.73	25,293,012.01	183,983.79	12,457,395.44							636,402.52	37,750,407.45
											-	-
ADJUSTMENT	-	-	-	-							-	-
ENDING BALANCE	-	-	-	-	-	-	-	-	-	-	-	-
PRICE PER BARREL		55.91		67.71		-		-		-		
BEG. PRICE PER BARREL		-		-		-		-		-		
ENDING PRICE PER BARREL		#DIV/0!		#DIV/0!								

FUEL OIL CONSUMPTION REPORT
SUMMARY BY PLANT - CONSUMPTION
February 28, 2021

PLANT		FUEL TYPE	BARRELS	TOTAL	AMOUNT	TOTAL	GENERATION	GENERATION REPORTED	EFFICIENCY
STEAM									
SAN JUAN	SAN JUAN NO.6	NO. 6	-		$ -				
	SAN JUAN PROPANE	PROPANE	-		-				
		LIGHT DESTILLATE	-	-	-	$ -	133,186,000		-
SOUTH COAST		NO. 6	-		-				
		PROPANE	-		-				
		LIGHT DESTILLATE	-	-	-	-	257,110,000		-
PALO SECO	PALO SECO NO. 6	NO. 6	126,820.62		7,753,791.34				
	PALO SECO PROPANE	PROPANE	56.05		2,972.69				
		LIGHT DESTILLATE	471.07	127,347.74	31,542.74	7,788,306.77	79,618,000		625.20
AGUIRRE	AGUIRRE NO. 6	NO. 6	243,483.67		17,457,527.01				
	AGUIRRE PROPANE	PROPANE	13.69		802.74				
	AGUIRRE NO. 2	LIGHT DESTILLATE	142.95		10,662.17				
	AGUIRRE ADDITIVE	ADDITIVE		243,640.31		17,468,991.92	146,365,000		600.74
		TOTAL STEAM PLANTS		370,988.05		$ 25,257,298.69	**616,279,000**		
GAS									
MAYAGUEZ	MAYAGÜEZ NO. 2	LIGHT DESTILLATE		8,560.25	$ 613,711.99	$ 613,711.99	4,458,700		520.86
SOUTH COAST TURB	SOUTH COAST TURB NO. 2	LIGHT DESTILLATE		10.55	862.82	862.82	-		-
PALO SECO TURB	PALO SECO TURB NO. 2	LIGHT DESTILLATE		12,691.37	892,657.21	892,657.21	4,829,000		380.49
AGUIRRE POWER BLOCK	AGUIRRE POWER BLOCK NO. 2	LIGHT DESTILLATE		-	-	-	-		-
YABUCOA	YABUCOA NO. 2	LIGHT DESTILLATE		2,920.14	189,036.40	189,036.40	1,020,000		349.30
DAGUAO TURB	DAGUAO TURB NO. 2	LIGHT DESTILLATE		2,267.19	155,926.93	155,926.93	864,000		381.09
VEGA BAJA	VEGA BAJA NO. 2	LIGHT DESTILLATE		2,646.23	193,748.41	193,748.41	965,000		364.67
JOBOS (GUAYAMA) TURB	JOBOS TURBINES NO. 2	LIGHT DESTILLATE		7,074.26	501,558.97	501,558.97	2,759,000		390.01
VIEQUES	VIEQUES DIESEL	LIGHT DESTILLATE		2.76	239.85	239.85	1,000		362.32
CULEBRA	CULEBRA DIESEL	LIGHT DESTILLATE		4.40	403.99	403.99	2,000		454.55
AGUIRRE COMBINED	AGUIRRE COMBINED NO. 2	LIGHT DESTILLATE		200,622.72	14,574,813.58	14,574,813.58	82,986,000		413.64
CAMBALACHE GAS TURBINES	CAMBALACHE GAS TURBINES NO. 2	LIGHT DESTILLATE		40,541.51	2,278,295.00	2,278,295.00	17,887,000		441.20
SAN JUAN COMBINED CYCLE	SAN JUAN NO. 2	LIGHT DESTILLATE		2,355.71	145,510.26	145,510.26	-		
		TOTAL GAS PLANTS		279,697.09		$ 19,546,765.41	**115,771,700**		
NATURAL GAS									
SOUTH COAST NG		NATURAL GAS		452,418.73		25,293,012.01			
Eco Electrica		NATURAL GAS		313,433.17		17,522,857.75			
Ecoelectrica Credit		NATURAL GAS		(3,402.06)		(190,196.44)			
SAN JUAN NG		NATURAL GAS		183,983.79		$ 12,457,395.44			
		Total N. Gas		946,433.63		$ 55,083,068.76			
		TOTAL ALL PLANTS		1,597,118.77		$ 99,887,132.86			

Diff

TRANSFERS - BY PLANT
February, 28 2021

FUEL TYPE	PLANT	TRANSFERS OUT BARRELS	TRANSFERS OUT AMOUNT	TRANSFERS IN BARRELS	TRANSFERS IN AMOUNT
STEAM					

NO. 6	SAN JUAN	-	$ -	-	$ -
PROPANE		-	-	-	-
LIGHT DESTILLATE		-	-	-	-
NO. 6	SOUTH COAST	-	-	-	-
PROPANE		-	-	-	-
LIGHT DESTILLATE		-	-	-	-
NO. 6	PALO SECO	-	-	-	-
PROPANE		-	-	-	-
LIGHT DESTILLATE		-	-	471.07	33,133.07
NO. 6	AGUIRRE	-	-	-	-
PROPANE		-	-	-	-
LIGHT DESTILLATE		186,657.28	13,922,147.20	-	-
ADDITIVE					
TOTAL STEAM PLANTS		186,657.28	$13,922,147.20	471.07	$ 33,133.07
GAS					

LIGHT DESTILLATE	MAYAGUEZ	-	$ -	-	$ -
LIGHT DESTILLATE	SOUTH COAST TURB	-	-	-	-
LIGHT DESTILLATE	PALO SECO TURB	471.07	33,133.07	-	-
LIGHT DESTILLATE	AGUIRRE POWER BLOCK	-	-	-	-
LIGHT DESTILLATE	YABUCOA	-	-	-	-
LIGHT DESTILLATE	DAGUAO TURB	-	-	-	-
LIGHT DESTILLATE	VEGA BAJA	-	-	-	-
LIGHT DESTILLATE	JOBOS (GUAYAMA) TURB	-	-	-	-
DIESEL	VIEQUES	-	-	-	-
DIESEL	CULEBRA	-	-	-	-
LIGHT DESTILLATE	AGUIRRE COMBINED	-	-	186,657.28	13,764,122.14
ADDITIVE	AGUIRRE COMBINED				
LIGHT DESTILLATE	CAMBALACHE GAS TURBINES	-	-	-	-
ADDITIVE	CAMBALACHE GAS TURBINES				
LIGHT DESTILLATE	SAN JUAN COMBINED CYCLE	-	-	-	-
TOTAL GAS PLANTS		471.07	$ 33,133.07	186,657.28	$ 13,764,122.14
OTHER					

NO. 6	CORCO	-	$ -	-	$ -
LIGHT DESTILLATE	CORCO	-	-	-	-
TOTAL ALL PLANTS		187,128.35	$13,955,280.27	187,128.35	$ 13,797,255.21

NO INFORMATION ON THIS PAGE
PAGE BLANK ON PURPOSE

EcoEléctrica, L.P.
New Billing Model Template (worksheet to calculate EcoElectrica bill)
Summary Page

		Units	Source of Calculation	
Meter Reading Data	**December-20**			
Date of Reading	12/31/2020			
Date of Last Reading	11/30/2020			
Billing Period	3			
Hours in Billing Period (BPH)	744		Appendix D	
Capacity Factor	76.1%		Appendix B	
Heat Rate Adjustment				
NEO (Net Electrical Output - kWh)	300,117,298.03		Appendix B	
Actual Gas Utilization (AGU)	2,312,883	MMBtu	PREPA Fuels Office	
Henry Hub Index	2.896	$/MMBtu	Appendix O	
Index Multiplier	1.1500	factor	Appendix O	
Adder for 2020	5.8000	$/MMBtu	Appendix O	
Gas Fuel Cost (GFC)	9.1304	$/MMBtu	Appendix O	
Average Correction Factor (ACF)	1.03515906	factor	Appendix B	
Adjusted Guaranteed Baseload Heat Rate (AGBLHR)	7,671	Btu/kWh	Appendix N	
Heat Rate Adjustment (HRA)	**641,501.74**	**$/month**	**Appendix O**	OJO

Capacity Payment		Units	Source of Calculation
Dependable Capacity (DPC)	530,000	kW	Appendix C
12-Month Equivalent Availability Factor (EAF)	95.30%	factor	Appendix D
Equivalent Availability Adjustment Factor (EAAF)	115.00%	factor	Appendix D
Force Majeure Adjustment Factor (FMAF)	1.0000	factor	Appendix D
Capacity Purchase Price (CPP)	23.71688738	$/kW-month	Appendix C
Demand Charge (DC)	22.4944	$/kW-month	Appendix C
Capacity Payment Discount (CPD)	17.7515	$/kW-month	Appendix C
Demand Charge Escalation Factor (DCEF)	1.0200	factor	Appendix C
Fixed O&M Charge (FOMC)	15.3500	$/kW-month	Appendix C
Fixed Cost Escalation Factor (FCEF)	1.0181	factor	Appendix C
Equivalent Grid Forced Majeure Hours (EGFMH)	0	hours	Appendix D
Additional Availability Adjustment Factor (AAAF)	14.00%	factor	Appendix D
	.		
Capacity Payment (CP)	**12,569,950.31**	**$/month**	**Appendix C**

Start-up Payment		Units	Source of Calculation
Number of Cold Starts (NCS)	0		Appendix G
Number of Warm Starts (NWS)	0		Appendix G
Number of Hot Starts (NHS)	0		Appendix G
Cost per Cold Start ($CS)	$24,789.93	$/start (cold)	$ 24,348.68 x FCEF
Cost per Warm Start ($WS)	$15,493.71	$/start (warm)	$ 15,217.93 x FCEF
Cost per Hot Start ($HS)	$6,197.48	$/start (hot)	$ 6,087.17 x FCEF
Applicable Demand Charge	0		Appendix G
Monthly Start-Up Reimbursement (MSUR)	**$0.00**	**$/month**	**Appendix G**

Peaking Rate Energy		Units	Source of Calculation
Peaking Energy Price ($/kWh)	$0.0314	$/kWh	$0.0308/kWh x DCEF
Applicable kWh	14,211.93	kWh	Appendix B
Peaking Energy Price Payment	**$446.48**	**$/month**	

Total Charges:	**$13,211,898.53**	**$/month**	
Payment Due Date:	16-Feb-21		

Preparado por y Cotejado:

Roberto Rivera Medina, Ingeniero Gerencial
Planificación y Estudios Sistemas de Generación

Miguel Irizarry Silvestrini, Superintendente
Generación y Proyectos de Energía Renovable

Aprobado por:

Alfonso Baretty Huertas, Director Interino
Planificación y Protección Ambiental

Appendix B - Fuel Cost Correction Curve

Variable	Name
DPC	Dependable Capacity (kW)
	Tested Capacity
	Tested Heat Rate
	Available Capacity
FCCC	Fuel Cost Correction Curve
FCCC	Percent of Dependable Capacity
i	hour

Heat Rate Average Correction Factor Data	
Month =	Dec-20
Hours in Period =	744
Month Period =	100.00%
Dispatch Factor =	76.11%
Capacity Factor =	76.11%
ACF (Average Correction Factor) =	1.035159

Operating Mode	Configuration	
1	2CT-SS	FCCC - 1CT Simple Cycle
2	2CT-SS	FCCC - 2CT Simple Cycle
3	1CT-CC	FCCC - 1CT + ST Combination
4	2CT-CC	FCCC - 2CT + ST Combination
5	1CT-SS/2CT-CC	FCCC - 1CT + ST Comb. + 1 CT Simple

SCO	Seller's Capacity Output
FCCF	Fuel Cost Correction Factor
BHR	Base Load Heat Rate (Btu/kWh)
HR	Facility Heat Rate at that hour, at output D
D	Part Load Output

	Period	Hour	NEO ajusted for losses (MW)	NEO ajusted for Excess (MW)	Excess over 530MW	Date	Hour	DPC (Dependable Capacity)	Available Capacity	Dispatch Factor	Operating Mode	FCCF - Operating Mode 1	FCCF - Operating Mode 2	FCCF - Operating Mode 3	FCCF - Operating Mode 4	FCCF - Operating Mode 5	FCCF (LNG Curve, for hourly operating mode)	Weighted NEO = NEO(Curve) NEO	ACF = FCCF(Weighted NEO)	ACF Check
	1	1	342,358.38	0	342,358.38	1/01/20	100	530,000	530,000.00	64.59%	4	0.0000	1.4662	1.0050	1.0682	1.3102	1.0682	0.0011401	0.0012	365,483.47
	2	2	346,437.11	0	346,437.11	1/01/20	200	530,000	530,000.00	65.37%	4	0.0000	1.4650	0.0000	1.0654	1.3064	1.0654	0.0011543	0.0012	369,103.87
	3	3	290,148.66	0	290,148.66	1/01/20	300	530,000	530,000.00	54.75%	4	0.0000	1.4841	1.0575	1.1058	1.3797	1.1058	0.0009658	0.0011	320,854.07
	4	4	290,661.38	0	290,661.38	1/01/20	400	530,000	530,000.00	54.84%	4	0.0000	1.4836	1.0570	1.1054	1.3778	1.1054	0.0009685	0.0011	321,301.82
	5	5	312,952.08	0	312,952.08	1/01/20	500	530,000	530,000.00	59.05%	4	0.0000	1.4684	1.0145	1.0883	1.3435	1.0883	0.0010428	0.0011	346,596.04
	6	6	364,880.67	0	364,880.67	1/01/20	600	530,000	530,000.00	68.85%	4	0.0000	1.4506	0.0000	1.0542	1.2934	1.0542	0.0012158	0.0013	394,695.91
	7	7	424,211.44	0	424,211.44	1/01/20	700	530,000	530,000.00	80.04%	4	0.0000	1.4307	0.0000	1.0249	1.2575	1.0249	0.0014148	0.0014	435,144.15
	8	8	462,619.97	0	462,619.97	1/01/20	800	530,000	530,000.00	87.28%	4	0.0000	1.4150	0.0000	1.0140	1.2446	1.0140	0.0014750	0.0015	452,564.09
	9	9	482,232.59	0	482,232.59	1/01/20	900	530,000	530,000.00	90.98%	4	0.0000	1.4066	0.0000	1.0079	1.2369	1.0079	0.0015373	0.0016	468,926.79
	10	10	461,393.06	0	461,393.06	1/01/20	1000	530,000	530,000.00	87.06%	4	0.0000	1.4152	0.0000	1.0142	1.2448	1.0142	0.0014754	0.0015	466,926.79
	11	11	474,851.26	0	474,851.26	1/01/20	1100	530,000	530,000.00	89.59%	4	0.0000	1.4083	0.0000	1.0093	1.2388	1.0093	0.0015822	0.0016	478,787.69
	12	12	479,021.62	0	479,021.62	1/01/20	1200	530,000	530,000.00	90.38%	4	0.0000	1.4063	0.0000	1.0073	1.2363	1.0073	0.0016061	0.0016	482,494.68
	13	13	468,477.16	0	468,477.16	1/01/20	1300	530,000	530,000.00	88.39%	4	0.0000	1.4114	0.0000	1.0100	1.2400	1.0100	0.0015810	0.0016	472,351.30
	14	14	455,493.07	0	455,493.07	1/01/20	1400	530,000	530,000.00	85.94%	4	0.0000	1.4174	0.0000	1.0138	1.2448	1.0138	0.0015177	0.0016	462,772.43
	15	15	484,072.92	0	484,072.92	1/01/20	1500	530,000	530,000.00	91.33%	4	0.0000	1.4061	0.0000	1.0061	1.2350	1.0061	0.0016129	0.0016	487,606.82
	16	16	471,934.57	0	471,934.57	1/01/20	1600	530,000	530,000.00	89.04%	4	0.0000	1.4120	0.0000	1.0090	1.2385	1.0090	0.0015735	0.0016	479,364.56
	17	17	450,203.30	0	450,203.30	1/01/20	1700	530,000	530,000.00	84.94%	4	0.0000	1.4205	0.0000	1.0135	1.2439	1.0135	0.0015001	0.0015	457,172.55
	18	18	445,242.32	0	445,242.32	1/01/20	1800	530,000	530,000.00	76.85%	4	0.0000	1.4204	0.0000	1.0135	1.2438	1.0135	0.0013536	0.0014	418,951.23
	19	19	461,104.42	0	461,104.42	1/01/20	1900	530,000	530,000.00	87.00%	4	0.0000	1.4152	0.0000	1.0171	0.0000	1.0171	0.0015364	0.0016	468,574.61
	20	20	455,851.03	0	455,851.03	1/01/20	2000	530,000	530,000.00	86.01%	4	0.0000	1.4172	0.0000	1.0138	1.2448	1.0138	0.0015133	0.0016	463,933.56
	21	21	455,851.03	0	455,851.03	1/01/20	2100	530,000	530,000.00	81.33%	4	0.0000	1.4172	0.0000	1.0138	1.2448	1.0138	0.0014323	0.0015	439,033.38
	22	22	419,894.21	0	419,894.21	1/01/20	2200	530,000	530,000.00	76.47%	4	0.0000	1.4285	0.0000	1.0285	1.2649	1.0285	0.0013858	0.0014	427,737.21
	23	23	371,346.52	0	371,346.52	1/01/20	2300	530,000	530,000.00	70.07%	4	0.0000	1.4525	0.0000	1.0525	1.2991	1.0525	0.0012373	0.0013	386,113.40
	24	24	351,927.10	0	351,927.10	1/01/20	2400	530,000	530,000.00	66.40%	4	0.0000	1.4667	0.0000	1.0630	1.3030	1.0630	0.0011726	0.0012	373,742.67
	25	25	368,358.09	0	368,358.09	1/01/20	100	530,000	530,000.00	69.50%	4	0.0000	1.4583	0.0000	1.0212	1.2916	1.0212	0.0012274	0.0013	387,605.49
	26	26	410,152.47	0	410,152.47	1/02/20	200	530,000	530,000.00	77.39%	4	0.0000	1.4500	0.0000	1.0310	1.2839	1.0310	0.0013666	0.0014	422,863.28
	27	27	357,278.15	0	357,278.15	1/02/20	300	530,000	530,000.00	67.41%	4	0.0000	1.4659	0.0000	1.0597	1.2992	1.0597	0.0011905	0.0013	378,258.33
	28	28	312,479.41	0	312,479.41	1/02/20	400	530,000	530,000.00	58.96%	4	0.0000	1.4686	1.0350	1.0887	1.3441	1.0887	0.0010412	0.0011	340,190.06
	29	29	302,396.00	0	302,396.00	1/02/20	500	530,000	530,000.00	57.06%	4	0.0000	1.4743	1.0401	1.0952	1.3588	1.0952	0.0010076	0.0011	331,498.57
	30	30	342,280.34	0	342,280.34	1/02/20	600	530,000	530,000.00	64.58%	4	0.0000	1.4642	1.0049	1.0681	1.3101	1.0681	0.0011405	0.0012	365,586.73
	31	31	410,152.47	0	410,152.47	1/02/20	700	530,000	530,000.00	77.39%	4	0.0000	1.4500	0.0000	1.0317	1.2837	1.0317	0.0013615	0.0014	422,863.28
	32	32	419,894.80	0	419,894.80	1/02/20	800	530,000	530,000.00	79.23%	4	0.0000	1.4485	0.0000	1.0298	1.2808	1.0298	0.0013772	0.0014	424,564.64
	33	33	413,554.80	0	413,554.80	1/02/20	900	530,000	530,000.00	77.98%	4	0.0000	1.4496	0.0000	1.0296	1.2844	1.0296	0.0013672	0.0014	425,564.64
	34	34	440,901.03	0	440,901.03	1/02/20	1000	530,000	530,000.00	83.19%	4	0.0000	1.4419	0.0000	1.0245	1.2764	1.0245	0.0014492	0.0015	454,310.60
	35	35	393,919.39	0	393,919.39	1/02/20	1100	530,000	530,000.00	74.32%	4	0.0000	1.4586	0.0000	1.0396	1.2837	1.0396	0.0013128	0.0014	409,134.98
	36	36	435,861.63	0	435,861.63	1/02/20	1200	530,000	530,000.00	82.24%	4	0.0000	1.4435	0.0000	1.0255	1.2626	1.0255	0.0014523	0.0015	449,792.33
	37	37	433,194.71	0	433,194.71	1/02/20	1300	530,000	530,000.00	81.73%	4	0.0000	1.4455	0.0000	1.0215	1.2912	1.0215	0.0014434	0.0015	442,503.33
	38	38	426,463.64	0	426,463.64	1/02/20	1400	530,000	530,000.00	80.46%	4	0.0000	1.4483	0.0000	1.0233	1.2890	1.0233	0.0014277	0.0015	436,451.84
	39	39	453,031.57	0	453,031.57	1/02/20	1500	530,000	530,000.00	85.48%	4	0.0000	1.4345	0.0000	1.0146	0.0000	1.0146	0.0015095	0.0015	459,629.53
	40	40	479,741.64	0	479,741.64	1/02/20	1600	530,000	530,000.00	90.52%	4	0.0000	1.4071	0.0000	1.0071	0.0000	1.0071	0.0015685	0.0016	483,136.52
	41	41	486,527.92	0	486,527.92	1/02/20	1700	530,000	530,000.00	91.80%	4	0.0000	1.4055	0.0000	1.0055	0.0000	1.0055	0.0016211	0.0016	489,208.58
	42	42	491,228.33	0	491,228.33	1/02/20	1800	530,000	530,000.00	92.69%	4	0.0000	1.4043	0.0000	1.0133	0.0000	1.0133	0.0016228	0.0016	493,259.95
	43	43	476,612.08	0	476,612.08	1/02/20	1900	530,000	530,000.00	89.95%	4	0.0000	1.4076	0.0000	1.0076	0.0000	1.0076	0.0015868	0.0016	480,525.75
	44	44	471,112.47	0	471,112.47	1/02/20	2000	530,000	530,000.00	88.91%	4	0.0000	1.4088	0.0000	1.0088	0.0000	1.0088	0.0015686	0.0016	475,112.47
	45	45	446,178.16	0	446,178.16	1/02/20	2100	530,000	530,000.00	84.18%	4	0.0000	1.4188	0.0000	1.0188	1.2988	1.0188	0.0014667	0.0015	452,985.06
	46	46	418,653.98	0	418,653.98	1/02/20	2200	530,000	530,000.00	78.99%	4	0.0000	1.4273	0.0000	1.0273	1.3096	1.0273	0.0013950	0.0014	430,084.10
	47	47	393,773.63	0	393,773.63	1/02/20	2300	530,000	530,000.00	74.30%	4	0.0000	1.4387	0.0000	1.0387	1.3237	1.0387	0.0013121	0.0014	409,011.45
	48	48	390,781.46	0	390,781.46	1/02/20	2400	530,000	530,000.00	73.73%	4	0.0000	1.4402	0.2841	1.0402	0.0000	1.0402	0.0013031	0.0014	406,487.71
	49	49	406,568.56	0	406,568.56	1/03/20	100	530,000	530,000.00	76.71%	4	0.0000	1.4336	0.2835	1.0336	0.0000	1.0336	0.0013547	0.0014	418,806.48
	50	50	430,952.52	0	430,952.52	1/03/20	200	530,000	530,000.00	81.31%	4	0.0000	1.0223	1.2691	1.0223	0.0014359	0.0015	440,581.75
	51	51	403,979.66	0	403,979.66	1/03/20	300	530,000	530,000.00	76.22%	4	0.0000	1.0338	1.2833	1.0338	0.0013491	0.0014	417,635.28
	52	52	468,191.37	0	468,191.37	1/03/20	400	530,000	530,000.00	88.34%	4	0.0000	0.0000	0.0000	1.0101	0.0000	1.0101	0.0016920	0.0016	472,899.39
	53	53	468,491.87	0	468,491.87	1/03/20	500	530,000	530,000.00	88.39%	4	0.0000	0.0000	0.0000	1.0100	0.0000	1.0100	0.0016909	0.0016	473,197.90
	54	54	488,126.83	0	488,126.83	1/03/20	600	530,000	530,000.00	91.58%	4	0.0000	0.0000	0.0000	1.0070	0.0000	1.0070	0.0016898	0.0016	491,667.31
	55	55	485,145.78	0	485,145.78	1/03/20	700	530,000	530,000.00	91.03%	4	0.0000	0.0000	0.0000	1.0084	0.0000	1.0084	0.0016792	0.0016	489,145.78
	56	56	475,040.53	0	475,040.53	1/03/20	800	530,000	530,000.00	89.35%	4	0.0000	0.0000	0.0000	1.0098	0.0000	1.0098	0.0016762	0.0016	477,182.94
	57	57	455,363.68	0	455,363.68	1/03/20	900	530,000	530,000.00	85.92%	4	0.0000	0.0000	0.0000	1.0138	0.0000	1.0138	0.0015173	0.0015	461,659.69
	58	58	458,936.13	0	458,936.13	1/03/20	1000	530,000	530,000.00	86.21%	4	0.0000	0.0000	0.0000	1.0132	0.0000	1.0132	0.0015225	0.0015	460,030.73
	59	59	465,145.78	0	465,145.78	1/03/20	1100	530,000	530,000.00	87.76%	4	0.0000	0.0000	0.0000	1.0109	0.0000	1.0109	0.0015499	0.0016	470,219.12
	60	60	467,517.01	0	467,517.01	1/03/20	1200	530,000	530,000.00	88.21%	4	0.0000	0.0000	0.0000	1.0064	0.0000	1.0064	0.0015678	0.0016	470,867.64
	61	61	467,365.72	0	467,365.72	1/03/20	1300	530,000	530,000.00	88.18%	4	0.0000	0.0000	0.0000	1.0103	0.0000	1.0103	0.0015573	0.0016	472,172.03
	62	62	467,136.12	0	467,136.12	1/03/20	1400	530,000	530,000.00	91.91%	4	0.0000	0.0000	0.0000	1.0054	0.0000	1.0054	0.0016458	0.0016	486,754.97
	63	63	487,459.43	0	487,459.43	1/03/20	1500	530,000	530,000.00	91.97%	4	0.0000	0.0000	0.0000	1.0053	0.0000	1.0053	0.0016242	0.0016	490,045.57
	64	64	501,377.04	0	501,377.04	1/03/20	1600	530,000	530,000.00	94.65%	4	0.0000	0.0000	0.0000	1.0026	0.0000	1.0026	0.0016788	0.0017	502,659.68
	65	65	531,641.57	1,642	530,000.00	1/03/20	1700	530,000	530,000.00	100.00%	4	0.0000	0.0000	0.0000	1.0000	0.0000	1.0000	0.0017660	0.0018	530,000.00
	66	66	530,525.24	525	530,000.00	1/03/20	1800	530,000	530,000.00	100.00%	4	0.0000	0.0000	0.0000	1.0000	0.0000	1.0000	0.0017660	0.0018	530,000.00
	67	67	534,744.66	4,745	530,000.00	1/03/20	1900	530,000	530,000.00	100.00%	4	0.0000	0.0000	0.0000	1.0000	0.0000	1.0000	0.0017660	0.0018	530,000.00
	68	68	534,744.66	4,745	530,000.00	1/03/20	2000	530,000	530,000.00	100.00%	4	0.0000	0.0000	0.0000	1.0000	0.0000	1.0000	0.0017660	0.0018	530,000.00
	69	69	529,208.24	0	529,208.24	1/03/20	2100	530,000	530,000.00	99.68%	4	0.0000	0.0000	0.0000	0.9968	0.0000	0.9968	0.0017603	0.0018	527,693.99
	70	70	533,924.04	3,924	530,000.00	1/03/20	2200	530,000	530,000.00	100.00%	4	0.0000	0.0000	0.0000	1.0000	0.0000	1.0000	0.0017660	0.0018	530,000.00
	71	71	522,240.66	0	522,240.66	1/03/20	2300	530,000	530,000.00	98.54%	4	0.0000	0.0000	0.0000	0.9885	0.0000	0.9885	0.0017401	0.0017	521,983.00
	72	72	402,653.75	0	402,653.75	1/03/20	2400	530,000	530,000.00	75.97%	4	0.0000	0.0000	0.0000	1.0344	1.2833	1.0344	0.0013417	0.0014	416,513.48
	73	73	330,058.02	0	330,058.02	1/04/20	100	530,000	530,000.00	62.28%	4	0.0000	1.4838	1.0172	1.0762	1.3224	1.0762	0.0010981	0.0012	356,214.45
	74	74	344,422.92	0	344,422.92	1/04/20	200	530,000	530,000.00	64.99%	4	0.0000	1.4646	1.0027	1.0667	1.3082	1.0667	0.0011476	0.0012	367,490.19
	75	75	385,166.64	0	385,166.64	1/04/20	300	530,000	530,000.00	72.67%	4	0.0000	1.4450	0.0000	1.0431	1.2852	1.0431	0.0012834	0.0013	401,754.33
	76	76	418,413.95	0	418,413.95	1/04/20	400	530,000	530,000.00	78.95%	4	0.0000	0.0000	0.0000	1.0274	1.2656	1.0274	0.0013942	0.0014	429,979.86
	77	77	403,577.04	0	403,577.04	1/04/20	500	530,000	530,000.00	76.15%	4	0.0000	0.0000	0.0000	1.0340	1.2833	1.0340	0.0013447	0.0014	417,264.55
	78	78	480,231.89	0	480,231.89	1/04/20	600	530,000	530,000.00	90.64%	4	0.0000	0.0000	0.0000	1.0123	0.0000	1.0123	0.0016335	0.0016	485,910.29
	79	79	481,182.58	0	481,182.58	1/04/20	700	530,000	530,000.00	90.82%	4	0.0000	0.0000	0.0000	1.0113	0.0000	1.0113	0.0016368	0.0016	486,910.29
	80	80	483,182.58	0	483,182.58	1/04/20	800	530,000	530,000.00	91.17%	4	0.0000	0.0000	0.0000	1.0063	0.0000	1.0063	0.0016193	0.0016	486,359.69
	81	81	484,829.29	0	484,829.29	1/04/20	900	530,000	530,000.00	91.48%	4	0.0000	0.0000	0.0000	1.0059	0.0000	1.0059	0.0016155	0.0016	487,684.53
	82	82	480,102.61	0	480,102.61	1/04/20	1000	530,000	530,000.00	91.73%	4	0.0000	0.0000	0.0000	1.0056	0.0000	1.0056	0.0016197	0.0016	488,808.99
	83	83	475,747.31	0	475,747.31	1/04/20	1100	530,000	530,000.00	89.76%	4	0.0000	0.0000	0.0000	1.0081	0.0000	1.0081	0.0015852	0.0016	479,582.89
	84	84	453,643.19	0	453,643.19	1/04/20	1200	530,000	530,000.00	85.59%	4	0.0000	0.0000	0.0000	1.0144	0.0000	1.0144	0.0015118	0.0015	460,161.45
	85	85	452,801.33	0	452,801.33	1/04/20	1300	530,000	530,000.00	85.43%	4	0.0000	0.0000	0.0000	1.0146	0.0000	1.0146	0.0015087	0.0015	459,429.31
	86	86	358,757.57	0	358,757.57	1/04/20	1400	530,000	530,000.00	67.69%	4	0.0000	1.4697	0.0000	1.0578	1.2972	1.0578	0.0011954	0.0013	378,914.40
	87	87	320,100.49	0	320,100.49	1/04/20	1500	530,000	530,000.00	60.40%	4	0.0000	1.4858	1.0273	1.0832	1.3341	1.0832	0.0010666	0.0012	346,721.70
	88	88	347,914.56	0	347,914.56	1/04/20	1600	530,000	530,000.00	65.64%	4	0.0000	1.4654	0.0000	1.0455	1.2832	1.0455	0.0011594	0.0012	370,352.61
	89	89	384,949.20	0	384,949.20	1/04/20	1700	530,000	530,000.00	72.63%	4	0.0000	0.0000	0.0000	1.0432	1.2853	1.0432	0.0012927	0.0013	401,571.06
	90	90	384,949.20	0	384,949.20	1/04/20	1800	530,000	530,000.00	72.63%	4	0.0000	0.0000	0.0000	1.0432	1.2853	1.0432	0.0012927	0.0013	401,571.06
	91	91	359,141.23	0	359,141.23	1/04/20	1900	530,000	530,000.00	67.76%	4	0.0000	1.4669	0.0000	1.0576	1.2969	1.0576	0.0011967	0.0013	379,029.47
	92	92	329,075.70	0	329,075.70	1/04/20	2000	530,000	530,000.00	62.08%	4	0.0000	1.4839	1.0182	1.0769	1.3235	1.0769	0.0010985	0.0012	354,378.51
	93	93	327,353.15	0	327,353.15	1/04/20	2100	530,000	530,000.00	61.75%	4	0.0000	1.4641	1.0199	1.0781	1.3254	1.0781	0.0010938	0.0012	352,911.68
	94	94	372,209.57	0	372,209.57	1/04/20	2200	530,000	530,000.00	70.23%	4	0.0000	0.0000	0.0000	1.0591	1.2897	1.0591	0.0012402	0.0013	396,840.27
	95	95	452,768.94	0	452,768.94	1/04/20	2300	530,000	530,000.00	85.43%	4	0.0000	0.0000	0.0000	1.0146	0.0000	1.0146	0.0015086	0.0015	459,401.14
	96	96	475,521.13	0	475,521.13	1/04/20	2400	530,000	530,000.00	89.72%	4	0.0000	0.0000	0.0000	1.0081	0.0000	1.0081	0.0015845	0.0016	479,382.10
	97	97	465,739.67	0	465,739.67	1/05/20	100	530,000	530,000.00	85.99%	4	0.0000	0.0000	0.0000	1.0137	0.0000	1.0137	0.0015185	0.0015	460,387.52
	98	98	402,196.71	0	402,196.71	1/05/20	200	530,000	530,000.00	75.89%	4	0.0000	0.0000	0.0000	1.0346	1.2833	1.0346	0.0013401	0.0014	416,126.97
	99	99	333,065.44	0	333,065.44	1/05/20	300	530,000	530,000.00	62.84%	4	0.0000	1.4635	1.0142	1.0742	1.3192	1.0742	0.0011088	0.0012	357,771.79
	100	100	302,389.11	0	302,389.11	1/05/20	400	530,000	530,000.00	57.05%	4	0.0000	1.4743	1.0451	1.0982	1.3588	1.0982	0.0010078	0.0011	331,492.65
	101	101	297,594.26	0	297,594.26	1/05/20	500	530,000	530,000.00	56.15%	4	0.0000	1.4852	1.0528	1.1059	1.3696	1.1059	0.0009945	0.0011	330,417.97
	102	102	297,594.26	0	297,594.26	1/05/20	600	530,000	530,000.00	56.15%	4	0.0000	1.4773	1.0496	1.0997	1.3658	1.0997	0.0009927	0.0011	327,524.22
	103	103	297,594.26	0	297,594.26	1/05/20	700	530,000	530,000.00	56.15%	4	0.0000	1.4773	1.0496	1.0997	1.3658	1.0997	0.0009927	0.0011	327,524.22
	104	104	331,302.17	0	331,302.17	1/05/20	800	530,000	530,000.00	62.51%	4	0.0000	1.4637	1.0197	1.0754	1.3210	1.0754	0.0011039	0.0012	356,272.68
	105	105	396,491.95	0	396,491.95	1/05/20	900	530,000	530,000.00	74.82%	4	0.0000	0.0000	0.0000	1.0379	1.2835	1.0379	0.0013178	0.0014	419,462.27
	106	106	469,568.12	0	469,568.12	1/05/20	1000	530,000	530,000.00	91.34%	4	0.0000	0.0000	0.0000	1.0062	0.0000	1.0062	0.0016008	0.0016	486,954.81
	107	107	487,315.38	0	487,315.38	1/05/20	1100	530,000	530,000.00	91.95%	4	0.0000	0.0000	0.0000	1.0053	0.0000	1.0053	0.0016237	0.0016	489,916.68
	108	108	443,464.81	0	443,464.81	1/05/20	1200	530,000	530,000.00	83.68%	4	0.0000	0.0000	0.0000	1.0178	1.2971	1.0178	0.0014777	0.0015	450,121.14
	109	109	423,973.25	0	423,973.25	1/05/20	1300	530,000	530,000.00	79.99%	4	0.0000	0.0000	0.0000	1.0251	1.2673	1.0251	0.0014127	0.0014	434,616.19
	110	110	464,638.25	0	464,638.25	1/05/20	1400	530,000	530,000.00	86.78%	4	0.0000	0.0000	0.0000	1.0141	0.0000	1.0141	0.0015149	0.0015	460,207.76
	111	111	436,070.82	0	436,070.82	1/05/20	1500	530,000	530,000.00	82.28%	4	0.0000	0.0000	0.0000	1.0204	1.2927	1.0204	0.0014530	0.0015	444,972.04
	112	112	441,370.96	0	441,370.96	1/05/20	1600	530,000	530,000.00	83.28%	4	0.0000	0.0000	0.0000	1.0185	1.2958	1.0185	0.0014707	0.0015	449,533.45
	113	113	470,442.67	0	470,442.67	1/05/20	1700	530,000	530,000.00	88.94%	4	0.0000	0.0000	0.0000	1.0078	0.0000	1.0078	0.0015862	0.0016	486,395.79
	114	114	470,442.67	0	470,442.67	1/05/20	1800	530,000	530,000.00	88.94%	4	0.0000	0.0000	0.0000	1.0078	0.0000	1.0078	0.0015862	0.0016	486,395.79
	115	115	468,648.69	0	468,648.69	1/05/20	1900	530,000

267	363,974.39	0	363,974.39	121220	300	530,000	530,000.00	68.67%	4	0.0000	0.0000	0.0000	1.0548	1.2840	1.0548	0.0012128	0.0013	380,903.28
268	326,565.10	0	326,565.10	121220	400	530,000	530,000.00	61.62%	4	0.0000	1.4642	1.0207	1.0786	1.3263	1.0786	0.0010881	0.0012	352,240.22
269	311,169.23	0	311,169.23	121220	500	530,000	530,000.00	58.73%	4	0.0000	1.4483	1.0163	1.0895	1.3460	1.0895	0.0010398	0.0011	339,064.08
270	325,795.88	0	325,795.88	121220	600	530,000	530,000.00	61.47%	4	0.0000	1.4644	1.0215	1.0792	1.3272	1.0792	0.0010858	0.0012	351,584.55
271	340,426.53	0	340,426.53	121220	700	530,000	530,000.00	64.23%	4	0.0000	1.4645	1.0232	1.0698	1.3281	1.0698	0.0010822	0.0012	364,104.09
272	349,356.18	0	349,356.18	121220	800	530,000	530,000.00	65.92%	4	0.0000	1.4659	1.0000	1.0636	1.3040	1.0636	0.0011042	0.0012	371,605.65
273	388,281.31	0	388,281.31	121220	900	530,000	530,000.00	73.28%	4	0.0000	0.0000	0.0000	1.0415	1.3845	1.0415	0.0012938	0.0013	404,379.55
274	418,279.58	0	418,279.58	121220	1000	530,000	530,000.00	78.92%	4	0.0000	0.0000	0.0000	1.0275	1.3655	1.0275	0.0012607	0.0014	429,765.63
275	412,333.99	0	412,333.99	121220	1100	530,000	530,000.00	77.80%	4	0.0000	0.0000	0.0000	1.0300	1.2842	1.0300	0.0012739	0.0014	424,713.76
276	452,957.33	0	452,957.33	121220	1200	530,000	530,000.00	85.46%	4	0.0000	0.0000	0.0000	1.0146	0.0000	1.0146	0.0010283	0.0015	459,564.97
277	416,251.07	0	416,251.07	121220	1300	530,000	530,000.00	78.54%	4	0.0000	0.0000	0.0000	1.0283	1.2850	1.0283	0.0013870	0.0014	428,040.52
278	376,646.67	0	376,646.67	121220	1400	530,000	530,000.00	71.13%	4	0.0000	0.0000	0.0000	1.0474	1.3078	1.0474	0.0012580	0.0013	394,609.59
279	438,095.34	0	438,095.34	121220	1500	530,000	530,000.00	82.66%	4	0.0000	0.0000	0.0000	1.0197	1.2638	1.0197	0.0014597	0.0015	446,712.50
280	470,545.16	0	470,545.16	121220	1600	530,000	530,000.00	88.78%	4	0.0000	0.0000	0.0000	1.0094	0.0000	1.0094	0.0010579	0.0016	474,976.14
281	468,491.29	0	468,491.29	121220	1700	530,000	530,000.00	88.39%	4	0.0000	0.0000	0.0000	1.0100	0.0000	1.0100	0.0010610	0.0016	473,163.75
282	431,792.04	0	431,792.04	121220	1800	530,000	530,000.00	79.40%	4	0.0000	0.0000	0.0000	1.0259	1.3666	1.0259	0.0014090	0.0016	442,931.06
283	475,740.42	0	475,740.42	121220	1900	530,000	530,000.00	89.77%	4	0.0000	0.0000	0.0000	1.0081	0.0000	1.0081	0.0010852	0.0016	479,521.16
284	484,466.75	0	484,466.75	121220	2000	530,000	530,000.00	91.41%	4	0.0000	0.0000	0.0000	1.0060	0.0000	1.0060	0.0010810	0.0016	487,359.58
285	484,466.75	0	484,466.75	121220	2100	530,000	530,000.00	91.41%	4	0.0000	0.0000	0.0000	1.0060	0.0000	1.0060	0.0010810	0.0016	487,359.58
286	477,397.90	0	477,397.90	121220	2200	530,000	530,000.00	90.08%	4	0.0000	0.0000	0.0000	1.0076	0.0000	1.0076	0.0010907	0.0016	481,049.60
287	459,490.30	0	459,490.30	121220	2300	530,000	530,000.00	86.69%	4	0.0000	0.0000	0.0000	1.0126	0.0000	1.0126	0.0011307	0.0016	465,182.96
288	437,686.60	0	437,686.60	121220	2400	530,000	530,000.00	82.58%	4	0.0000	0.0000	0.0000	1.0198	1.2936	1.0198	0.0014584	0.0015	446,360.92
289	375,957.69	0	375,957.69	121220	100	530,000	530,000.00	70.93%	4	0.0000	1.4639	1.0057	1.0892	1.3890	1.0892	0.0012480	0.0013	392,312.50
290	340,761.56	0	340,761.56	121220	200	530,000	530,000.00	64.29%	4	0.0000	1.4640	1.0064	1.0691	1.3115	1.0691	0.0011354	0.0012	364,300.47
291	312,674.82	0	312,674.82	121220	300	530,000	530,000.00	59.00%	4	0.0000	1.4495	1.0148	1.0885	1.3439	1.0885	0.0010418	0.0011	340,357.91
292	290,400.78	0	290,400.78	121220	400	530,000	530,000.00	54.79%	4	0.0000	1.4638	1.0573	1.1056	1.3782	1.1056	0.0009676	0.0011	321,074.26
293	301,376.23	0	301,376.23	121220	500	530,000	530,000.00	56.86%	4	0.0000	1.4756	1.0452	1.0970	1.3603	1.0970	0.0010042	0.0011	330,616.16
294	288,670.27	0	288,670.27	121220	600	530,000	530,000.00	54.50%	4	0.0000	1.4853	1.0588	1.1089	1.3879	1.1089	0.0009625	0.0011	319,736.83
295	286,585.63	0	286,585.63	121220	700	530,000	530,000.00	54.07%	4	0.0000	1.4838	1.0579	1.1100	1.3898	1.1100	0.0009549	0.0011	317,425.72
296	286,585.63	0	286,585.63	121220	800	530,000	530,000.00	52.94%	4	0.0000	1.4838	1.0572	1.1136	1.3958	1.1136	0.0009349	0.0011	317,405.72
297	302,604.13	0	302,604.13	121220	900	530,000	530,000.00	57.10%	4	0.0000	1.4742	1.0449	1.0961	1.3585	1.0961	0.0010083	0.0011	331,678.63
298	322,446.67	0	322,446.67	121220	1000	530,000	530,000.00	60.84%	4	0.0000	1.4653	1.0249	1.0815	1.3312	1.0815	0.0010744	0.0012	348,726.54
299	339,312.94	0	339,312.94	121220	1100	530,000	530,000.00	64.02%	4	0.0000	1.4638	1.0079	1.0700	1.3129	1.0700	0.0011306	0.0012	363,072.99
300	354,480.59	0	354,480.59	121220	1200	530,000	530,000.00	66.88%	4	0.0000	1.4677	0.0000	1.0604	1.3001	1.0604	0.0011811	0.0013	375,898.14
301	364,241.03	0	364,241.03	121220	1300	530,000	530,000.00	68.72%	4	0.0000	0.0000	0.0000	1.0546	1.2938	1.0546	0.0012137	0.0013	384,127.96
302	340,504.52	0	340,504.52	121220	1400	530,000	530,000.00	64.29%	4	0.0000	1.4659	1.0057	1.0892	1.3117	1.0892	0.0011346	0.0012	364,092.72
303	374,387.29	0	374,387.29	121220	1500	530,000	530,000.00	70.64%	4	0.0000	0.0000	0.0000	1.0488	1.2888	1.0488	0.0012475	0.0013	392,674.30
304	429,858.64	0	429,858.64	121220	1600	530,000	530,000.00	81.11%	4	0.0000	0.0000	0.0000	1.0228	1.2696	1.0228	0.0014323	0.0015	439,645.39
305	481,449.78	0	481,449.78	121220	1700	530,000	530,000.00	90.84%	4	0.0000	0.0000	0.0000	1.0067	0.0000	1.0067	0.0010642	0.0016	484,660.73
306	477,231.47	0	477,231.47	121220	1800	530,000	530,000.00	90.05%	4	0.0000	0.0000	0.0000	1.0054	0.0000	1.0054	0.0010612	0.0016	479,797.00
307	481,021.67	0	481,021.67	121220	1900	530,000	530,000.00	92.65%	4	0.0000	0.0000	0.0000	1.0045	0.0000	1.0045	0.0010351	0.0016	483,260.28
308	486,982.27	0	486,982.27	121220	2000	530,000	530,000.00	91.92%	4	0.0000	0.0000	0.0000	1.0054	0.0000	1.0054	0.0010612	0.0016	489,599.29
309	486,982.27	0	486,982.27	121220	2100	530,000	530,000.00	91.92%	4	0.0000	0.0000	0.0000	1.0054	0.0000	1.0054	0.0010612	0.0016	489,599.29
310	489,416.81	0	489,416.81	121220	2200	530,000	530,000.00	92.34%	4	0.0000	0.0000	0.0000	1.0049	0.0000	1.0049	0.0010308	0.0016	491,807.18
311	467,439.15	0	467,439.15	121220	2300	530,000	530,000.00	88.19%	4	0.0000	0.0000	0.0000	1.0122	1.2836	1.0122	0.0013576	0.0014	426,563.62
312	365,030.62	0	365,030.62	121220	2400	530,000	530,000.00	68.87%	4	0.0000	0.0000	0.0000	1.0541	1.2934	1.0541	0.0012163	0.0013	384,793.16
313	481,401.51	0	481,401.51	121420	100	530,000	530,000.00	52.94%	4	0.0000	0.0000	0.0000	1.0097	0.0000	1.0097	0.0010040	0.0011	486,417.61
314	413,977.26	0	413,977.26	121420	200	530,000	530,000.00	78.11%	4	0.0000	0.0000	0.0000	1.0293	1.2845	1.0293	0.0013794	0.0014	426,108.72
315	366,413.66	0	366,413.66	121420	300	530,000	530,000.00	69.13%	4	0.0000	0.0000	0.0000	1.0533	1.2926	1.0533	0.0012209	0.0013	385,958.65
316	333,312.57	0	333,312.57	121420	400	530,000	530,000.00	62.89%	4	0.0000	1.4636	1.0139	1.0740	1.3189	1.0740	0.0011106	0.0012	357,981.42
317	334,377.94	0	334,377.94	121420	500	530,000	530,000.00	63.09%	4	0.0000	1.4636	1.0128	1.0733	1.3178	1.0733	0.0011112	0.0012	358,898.24
318	387,705.17	0	387,705.17	121420	600	530,000	530,000.00	73.15%	4	0.0000	0.0000	0.0000	1.0401	1.2681	1.0401	0.0010025	0.0014	403,186.23
319	387,705.17	0	387,705.17	121420	700	530,000	530,000.00	73.15%	4	0.0000	0.0000	0.0000	1.0401	1.2681	1.0401	0.0010025	0.0014	403,186.23
320	457,366.56	0	457,366.56	121420	800	530,000	530,000.00	86.30%	4	0.0000	0.0000	0.0000	1.0132	0.0000	1.0132	0.0010240	0.0015	463,406.35
321	484,567.73	0	484,567.73	121420	900	530,000	530,000.00	91.43%	4	0.0000	0.0000	0.0000	1.0059	0.0000	1.0059	0.0010146	0.0016	487,450.11
322	450,942.05	0	450,942.05	121420	1000	530,000	530,000.00	85.03%	4	0.0000	0.0000	0.0000	1.0136	0.0000	1.0136	0.0010232	0.0015	457,164.54
323	445,803.00	0	445,803.00	121420	1100	530,000	530,000.00	84.11%	4	0.0000	0.0000	0.0000	1.0170	1.2987	1.0170	0.0014854	0.0015	452,360.54
324	473,744.63	0	473,744.63	121420	1200	530,000	530,000.00	89.39%	4	0.0000	0.0000	0.0000	1.0096	0.0000	1.0096	0.0010787	0.0016	477,842.04
325	454,887.14	0	454,887.14	121420	1300	530,000	530,000.00	85.83%	4	0.0000	0.0000	0.0000	1.0140	0.0000	1.0140	0.0010157	0.0015	461,244.53
326	438,203.41	0	438,203.41	121420	1400	530,000	530,000.00	82.68%	4	0.0000	0.0000	0.0000	1.0204	1.2938	1.0204	0.0014534	0.0015	446,995.32
327	453,041.63	0	453,041.63	121420	1500	530,000	530,000.00	87.37%	4	0.0000	0.0000	0.0000	1.0115	0.0000	1.0115	0.0010429	0.0016	458,371.74
328	483,874.84	0	483,874.84	121420	1600	530,000	530,000.00	91.30%	4	0.0000	0.0000	0.0000	1.0081	0.0000	1.0081	0.0010123	0.0016	488,309.42
329	484,053.32	0	484,053.32	121420	1700	530,000	530,000.00	91.33%	4	0.0000	0.0000	0.0000	1.0061	0.0000	1.0061	0.0010119	0.0016	488,089.26
330	479,663.24	0	479,663.24	121420	1800	530,000	530,000.00	90.50%	4	0.0000	0.0000	0.0000	1.0066	0.0000	1.0066	0.0010164	0.0016	483,844.54
331	481,815.63	0	481,815.63	121420	1900	530,000	530,000.00	90.91%	4	0.0000	0.0000	0.0000	1.0066	0.0000	1.0066	0.0010164	0.0016	486,087.54
332	467,903.98	0	467,903.98	121420	2000	530,000	530,000.00	88.28%	4	0.0000	0.0000	0.0000	1.0101	0.0000	1.0101	0.0010591	0.0016	472,646.15
333	428,310.07	0	428,310.07	121420	2100	530,000	530,000.00	80.81%	4	0.0000	0.0000	0.0000	1.0234	1.2890	1.0234	0.0014271	0.0015	438,330.50
334	391,386.20	0	391,386.20	121420	2200	530,000	530,000.00	73.85%	4	0.0000	0.0000	0.0000	1.0399	1.2840	1.0399	0.0013041	0.0014	406,997.77
335	370,750.17	0	370,750.17	121420	2300	530,000	530,000.00	69.95%	4	0.0000	0.0000	0.0000	1.0559	1.2904	1.0559	0.0012354	0.0013	386,611.16
336	406,250.47	0	406,250.47	121420	2400	530,000	530,000.00	76.65%	4	0.0000	0.0000	0.0000	1.0328	1.2835	1.0328	0.0010536	0.0014	419,557.13
337	453,160.76	0	453,160.76	121520	100	530,000	530,000.00	85.51%	4	0.0000	0.0000	0.0000	1.0148	0.0000	1.0148	0.0010306	0.0015	459,972.46
338	378,487.50	0	378,487.50	121520	200	530,000	530,000.00	71.41%	4	0.0000	0.0000	0.0000	1.0466	1.2872	1.0466	0.0012611	0.0013	396,127.49
339	312,366.50	0	312,366.50	121520	300	530,000	530,000.00	58.94%	4	0.0000	1.4497	1.0151	1.0888	1.3443	1.0888	0.0010408	0.0011	340,084.78
340	274,639.97	0	274,639.97	121520	400	530,000	530,000.00	51.82%	4	0.0000	1.5009	1.0731	1.1186	1.4072	1.1186	0.0009152	0.0010	307,230.36
341	233,776.17	0	233,776.17	121520	500	530,000	530,000.00	44.11%	4	0.0000	1.4851	1.0611	1.1145	1.3979	1.1145	0.0009212	0.0010	261,463.95
342	233,776.17	0	233,776.17	121520	600	530,000	530,000.00	43.28%	4	0.0000	1.4836	1.0114	1.0724	1.3164	1.0724	0.0011088	0.0012	260,064.88
343	312,366.50	0	312,366.50	121520	700	530,000	530,000.00	58.94%	4	0.0000	1.4497	1.0151	1.0888	1.3443	1.0888	0.0010408	0.0011	340,084.78
344	440,041.64	0	440,041.64	121520	800	530,000	530,000.00	83.02%	4	0.0000	0.0000	0.0000	1.0183	1.2962	1.0183	0.0014729	0.0015	450,111.82
345	489,580.10	0	489,580.10	121520	900	530,000	530,000.00	92.38%	4	0.0000	0.0000	0.0000	1.0069	0.0000	1.0069	0.0010013	0.0016	493,884.35
346	489,580.26	0	489,580.26	121520	1000	530,000	530,000.00	92.38%	4	0.0000	0.0000	0.0000	1.0051	0.0000	1.0051	0.0010013	0.0016	491,053.83
347	486,252.93	0	486,252.93	121520	1100	530,000	530,000.00	91.75%	4	0.0000	0.0000	0.0000	1.0056	0.0000	1.0056	0.0010202	0.0016	488,970.64
348	475,063.24	0	475,063.24	121520	1200	530,000	530,000.00	89.26%	4	0.0000	0.0000	0.0000	1.0268	1.2938	1.0268	0.0014534	0.0015	487,695.32
349	457,613.87	0	457,613.87	121520	1300	530,000	530,000.00	86.34%	4	0.0000	0.0000	0.0000	1.0131	0.0000	1.0131	0.0010248	0.0015	463,622.23
350	473,194.91	0	473,194.91	121520	1400	530,000	530,000.00	89.28%	4	0.0000	0.0000	0.0000	1.0087	0.0000	1.0087	0.0010170	0.0016	477,319.65
351	480,130.94	0	480,130.94	121520	1500	530,000	530,000.00	90.59%	4	0.0000	0.0000	0.0000	1.0070	0.0000	1.0070	0.0010098	0.0016	483,483.65
352	479,663.24	0	479,663.24	121520	1600	530,000	530,000.00	90.54%	4	0.0000	0.0000	0.0000	1.0066	0.0000	1.0066	0.0010164	0.0016	483,250.25
353	479,663.24	0	479,663.24	121520	1700	530,000	530,000.00	90.54%	4	0.0000	0.0000	0.0000	1.0066	0.0000	1.0066	0.0010164	0.0016	483,250.25
354	458,808.48	0	458,808.48	121520	1800	530,000	530,000.00	86.61%	4	0.0000	0.0000	0.0000	1.0073	0.0000	1.0073	0.0010259	0.0016	462,447.52
355	477,334.21	0	477,334.21	121520	1900	530,000	530,000.00	90.11%	4	0.0000	0.0000	0.0000	1.0077	0.0000	1.0077	0.0010305	0.0016	481,013.04
356	485,072.67	0	485,072.67	121520	2000	530,000	530,000.00	91.52%	4	0.0000	0.0000	0.0000	1.0058	0.0000	1.0058	0.0010163	0.0016	487,902.72
357	440,270.92	0	440,270.92	121520	2100	530,000	530,000.00	84.77%	4	0.0000	0.0000	0.0000	1.0158	1.2912	1.0158	0.0014970	0.0015	458,305.49
358	432,757.36	0	432,757.36	121520	2200	530,000	530,000.00	81.65%	4	0.0000	0.0000	0.0000	1.0217	1.2910	1.0217	0.0014420	0.0015	442,128.32
359	394,839.18	0	394,839.18	121520	2300	530,000	530,000.00	74.50%	4	0.0000	0.0000	0.0000	1.0382	1.2836	1.0382	0.0013196	0.0014	409,911.25
360	393,700.17	0	393,700.17	121520	2400	530,000	530,000.00	74.28%	4	0.0000	0.0000	0.0000	1.0387	1.2837	1.0387	0.0010118	0.0014	408,949.98
361	345,097.76	0	345,097.76	121620	100	530,000	530,000.00	65.11%	4	0.0000	1.4650	1.0100	1.0656	1.3067	1.0656	0.0011532	0.0012	358,816.93
362	297,995.47	0	297,995.47	121620	200	530,000	530,000.00	56.23%	4	0.0000	1.4775	1.0496	1.0996	1.3657	1.0996	0.0009929	0.0011	327,685.81
363	285,296.84	0	285,296.84	121620	300	530,000	530,000.00	53.83%	4	0.0000	1.4888	1.0597	1.1097	1.3872	1.1097	0.0009506	0.0011	316,607.22
364	277,978.51	0	277,978.51	121620	400	530,000	530,000.00	52.43%	4	0.0000	1.4970	1.0699	1.1159	1.4009	1.1159	0.0009259	0.0010	310,077.68
365	277,978.51	0	277,978.51	121620	500	530,000	530,000.00	52.43%	4	0.0000	1.4970	1.0699	1.1159	1.4009	1.1159	0.0009259	0.0010	310,077.68
366	340,925.64	0	340,925.64	121620	600	530,000	530,000.00	64.32%	4	0.0000	1.4645	1.0032	1.0760	1.3066	1.0760	0.0011081	0.0012	366,979.40
367	409,608.26	0	409,608.26	121620	700	530,000	530,000.00	77.28%	4	0.0000	0.0000	0.0000	1.0312	1.3038	1.0312	0.0010648	0.0014	422,401.90
368	427,163.00	0	427,163.00	121620	800	530,000	530,000.00	80.60%	4	0.0000	0.0000	0.0000	1.0218	1.2895	1.0218	0.0014233	0.0015	437,339.80
369	433,780.56	0	433,780.56	121620	900	530,000	530,000.00	81.85%	4	0.0000	0.0000	0.0000	1.0213	1.2915	1.0213	0.0014454	0.0015	443,005.83
370	460,061.60	0	460,061.60	121620	1000	530,000	530,000.00	86.80%	4	0.0000	0.0000	0.0000	1.0124	0.0000	1.0124	0.0010329	0.0016	465,761.49
371	466,659.01	0	466,659.01	121620	1100	530,000	530,000.00	88.05%	4	0.0000	0.0000	0.0000	1.0105	0.0000	1.0105	0.0010549	0.0016	471,549.88
372	440,969.20	0	440,969.20	121620	1200	530,000	530,000.00	83.18%	4	0.0000	0.0000	0.0000	1.0179	1.2868	1.0179	0.0014780	0.0015	450,912.15
373	410,116.57	0	410,116.57	121620	1300	530,000	530,000.00	77.38%	4	0.0000	0.0000	0.0000	1.0310	1.2839	1.0310	0.0010665	0.0014	422,832.85
374	409,618.66	0	409,618.66	121620	1400	530,000	530,000.00	77.14%	4	0.0000	0.0000	0.0000	1.0317	1.2837	1.0317	0.0010615	0.0014	421,562.96
375	437,030.03	0	437,030.03	121620	1500	530,000	530,000.00	82.46%	4	0.0000	0.0000	0.0000	1.0201	1.2932	1.0201	0.0014562	0.0015	445,796.38
376	485,744.77	0	485,744.77	121620	1600	530,000	530,000.00	91.65%	4	0.0000	0.0000	0.0000	1.0075	0.0000	1.0075	0.0010327	0.0016	489,868.73
377	485,040.70	0	485,040.70	121620	1700	530,000	530,000.00	91.52%	4	0.0000	0.0000	0.0000	1.0047	0.0000	1.0047	0.0010239	0.0016	482,646.14
378	470,141.69	0	470,141.69	121620	1800	530,000	530,000.00	88.70%	4	0.0000	0.0000	0.0000	1.0093	0.0000	1.0093	0.0010432	0.0016	474,536.62
379	470,141.69	0	470,141.69	121620	1900	530,000	530,000.00	88.70%	4	0.0000	0.0000	0.0000	1.0093	0.0000	1.0093	0.0010432	0.0016	474,536.62
380	426,655.86	0	426,655.86	121620	2000	530,000	530,000.00	80.50%	4	0.0000	0.0000	0.0000	1.0240	1.2883	1.0240	0.0014216	0.0015	438,906.45
381	408,493.70	0	408,493.70	121620	2100	530,000	530,000.00	77.07%	4	0.0000	0.0000	0.0000	1.0317	1.2837	1.0317	0.0013611	0.0014	421,457.26
382	429,350.54	0	429,350.54	121620	2200	530,000	530,000.00	81.03%	4	0.0000	0.0000	0.0000	1.0230	1.2894	1.0230	0.0014306	0.0015	439,210.39
383	380,776.95	0	380,776.95	121620	2300	530,000	530,000.00	71.84%	4	0.0000	0.0000	0.0000	1.0454	1.2865	1.0454	0.0012688	0.0013	398,065.01
384	466,411.38	0	466,411.38	121620	2400	530,000	530,000.00	88.00%	4	0.0000	0.0000	0.0000	1.0105	0.0000	1.0105	0.0010541	0.0016	471,331.99
385	439,195.62	0	439,195.62	121720	100	530,000	530,000.00	82.88%	4	0.0000	0.0000	0.0000	1.0193	1.2944	1.0193	0.0014534	0.0015	447,646.62
386	351,217.67	0	351,217.67	121720	200	530,000	530,000.00	66.27%	4	0.0000	1.4665	0.0000	1.0624	1.3026	1.0624	0.0011703	0.0012	373,143.59
387	337,178.46	0	337,178.46	121720	300	530,000	530,000.00	63.62%	4	0.0000	1.4637	1.0103	1.0714	1.3149	1.0714	0.0011235	0.0012	361,263.12
388	289,289.90	0	289,289.90	121720	400	530,000	530,000.00	54.47%	4	0.0000	1.4765	1.0483	1.0986	1.3636	1.0986	0.0009972	0.0011	318,808.68
389	289,289.90	0	289,289.90	121720	500	530,000	530,000.00	54.47%	4	0.0000	1.4765	1.0483	1.0986	1.3636	1.0986	0.0009972	0.0011	318,808.68
390	336,426.28	0	336,426.28	121720	600	530,000	530,000.00	63.85%	4	0.0000	1.4637	1.0168	1.0706	1.3137	1.0706	0.0011278	0.0012	362,321.46
391	391,326.69	0	391,326.69	121720	700	530,000	530,000.00	73.94%	4	0.0000	0.0000	0.0000	1.0399	1.2840	1.0399	0.0013039	0.0014	406,947.58
392	368,584.64	0	368,584.64	121720	800	530,000	530,000.00	75.20%	4	0.0000	0.0000	0.0000	1.0264	1.2833	1.0264	0.0011681	0.0014	412,074.04
393	464,835.71	0	464,835.71	121720	900	530,000	530,000.00	87.70%	4	0.0000	0.0000	0.0000	1.0110	0.0000	1.0110	0.0010488	0.0016	469,946.66
394	485,403.14	0	485,403.14	121720	1000	530,000	530,000.00	91.58%	4	0.0000	0.0000	0.0000	1.0058	0.0000	1.0058	0.

551	471,936.28	0	471,936.28	122320	2300	530,000	530,000.00	89.04%	4	0.0000	0.0000	0.0000	1.0090	0.0000	1.0090	0.0015725	0.0016	476,305.72	
552	435,395.00	0	435,395.00	122320	2400	530,000	530,000.00	82.15%	4	0.0000	0.0000	0.0000	1.0207	1.2923	1.0207	0.0014507	0.0015	444,382.96	
553	357,978.61	0	357,978.61	122420	100	530,000	530,000.00	67.54%	4	0.0000	0.0000	0.0000	1.0583	1.2977	1.0583	0.0011928	0.0013	378,849.08	
554	297,821.72	0	297,821.72	122420	200	530,000	530,000.00	56.19%	4	0.0000	1.4776	1.0498	1.0998	1.3659	1.0998	0.0009924	0.0011	327,535.00	
555	316,383.16	0	316,383.16	122420	300	530,000	530,000.00	59.69%	4	0.0000	1.4683	1.0395	1.0894	1.3543	1.0894	0.0010459	0.0012	344,752.45	
556	316,383.16	0	316,383.16	122420	400	530,000	530,000.00	59.69%	4	0.0000	1.4683	1.0395	1.0894	1.3543	1.0894	0.0010459	0.0012	344,752.45	
557	298,343.52	0	298,343.52	122420	500	530,000	530,000.00	56.73%	4	0.0000	1.4796	1.0523	1.1017	1.3700	1.1017	0.0009841	0.0011	326,381.78	
558	331,039.06	0	331,039.06	122420	600	530,000	530,000.00	62.46%	4	0.0000	1.4637	1.0162	1.0795	1.3213	1.0795	0.0011030	0.0012	356,569.45	
559	382,042.77	0	382,042.77	122420	700	530,000	530,000.00	72.08%	4	0.0000	0.0000	0.0000	1.0447	1.2861	1.0447	0.0012730	0.0013	399,122.23	
560	361,494.56	0	361,494.56	122420	800	530,000	530,000.00	68.21%	4	0.0000	0.0000	0.0000	1.0562	1.2954	1.0562	0.0012045	0.0013	381,813.22	
561	390,774.75	0	390,774.75	122420	900	530,000	530,000.00	73.73%	4	0.0000	0.0000	0.0000	1.0402	1.2841	1.0402	0.0013021	0.0014	406,482.05	
562	455,414.57	0	455,414.57	122420	1000	530,000	530,000.00	84.98%	4	0.0000	0.0000	0.0000	1.0154	1.3020	1.0154	0.0015038	0.0015	462,355.89	
563	446,403.89	0	446,403.89	122420	1100	530,000	530,000.00	84.23%	4	0.0000	0.0000	0.0000	1.0187	1.2991	1.0187	0.0014874	0.0015	452,880.36	
564	473,092.84	0	473,092.84	122420	1200	530,000	530,000.00	89.26%	4	0.0000	0.0000	0.0000	1.0087	1.3000	1.0087	0.0015764	0.0016	477,229.26	
565	446,581.54	0	446,581.54	122420	1300	530,000	530,000.00	83.96%	4	0.0000	0.0000	0.0000	1.0172	1.2981	1.0172	0.0014927	0.0015	452,650.29	
566	444,179.80	0	444,179.80	122420	1400	530,000	530,000.00	83.81%	4	0.0000	0.0000	0.0000	1.0186	1.3049	1.0186	0.0015051	0.0016	447,927.61	
567	466,119.60	0	466,119.60	122420	1500	530,000	530,000.00	86.13%	4	0.0000	0.0000	0.0000	1.0159	1.2969	1.0159	0.0014857	0.0015	453,686.30	
568	466,119.60	0	466,119.60	122420	1600	530,000	530,000.00	86.13%	4	0.0000	0.0000	0.0000	1.0159	1.2969	1.0159	0.0014857	0.0015	453,686.30	
569	316,583.52	0	316,583.52	122420	1700	530,000	530,000.00	59.73%	4	0.0000	1.4669	1.0388	1.0887	1.3386	1.0887	0.0010549	0.0011	340,711.18	
570	277,648.56	0	277,648.56	122420	1800	530,000	530,000.00	52.39%	4	0.0000	1.4972	1.0701	1.1161	1.4014	1.1161	0.0008251	0.0010	309,874.55	
571	280,478.89	0	280,478.89	122420	1900	530,000	530,000.00	52.93%	4	0.0000	1.4940	1.0673	1.1137	1.3960	1.1137	0.0008346	0.0010	312,371.67	
572	277,372.44	0	277,372.44	122420	2000	530,000	530,000.00	52.33%	4	0.0000	1.4976	1.0704	1.1163	1.4019	1.1163	0.0008242	0.0010	309,630.58	
573	277,014.22	0	277,014.22	122420	2100	530,000	530,000.00	52.27%	4	0.0000	1.4980	1.0708	1.1166	1.4026	1.1166	0.0008230	0.0010	309,313.96	
574	278,093.45	0	278,093.45	122420	2200	530,000	530,000.00	52.47%	4	0.0000	1.4967	1.0697	1.1157	1.4005	1.1157	0.0008266	0.0010	310,267.52	
575	275,542.01	0	275,542.01	122420	2300	530,000	530,000.00	51.99%	4	0.0000	1.4988	1.0716	1.1176	1.4054	1.1176	0.0008205	0.0010	308,011.62	
576	290,581.65	0	290,581.65	122420	2400	530,000	530,000.00	54.83%	4	0.0000	1.4937	1.0671	1.1095	1.3779	1.1095	0.0008682	0.0011	321,232.20	
577	275,870.42	0	275,870.42	122520	100	530,000	530,000.00	52.05%	4	0.0000	1.4994	1.0719	1.1176	1.4048	1.1176	0.0008192	0.0010	308,302.26	
578	278,051.49	0	278,051.49	122520	200	530,000	530,000.00	52.09%	4	0.0000	1.4981	1.0707	1.1174	1.4044	1.1174	0.0008198	0.0010	308,462.49	
579	277,014.22	0	277,014.22	122520	300	530,000	530,000.00	52.27%	4	0.0000	1.4980	1.0708	1.1166	1.4026	1.1166	0.0008230	0.0010	309,313.96	
580	275,778.64	0	275,778.64	122520	400	530,000	530,000.00	52.04%	4	0.0000	1.4995	1.0720	1.1176	1.4050	1.1176	0.0008189	0.0010	308,219.26	
581	275,796.18	0	275,796.18	122520	500	530,000	530,000.00	52.04%	4	0.0000	1.4995	1.0720	1.1176	1.4049	1.1176	0.0008190	0.0010	308,236.55	
582	275,796.69	0	275,796.69	122520	600	530,000	530,000.00	52.04%	4	0.0000	1.4994	1.0720	1.1176	1.4048	1.1176	0.0008190	0.0010	308,237.16	
583	275,792.89	0	275,792.89	122520	700	530,000	530,000.00	52.04%	4	0.0000	1.4995	1.0720	1.1176	1.4048	1.1176	0.0008190	0.0010	308,233.64	
584	275,797.49	0	275,797.49	122520	800	530,000	530,000.00	52.04%	4	0.0000	1.4995	1.0720	1.1176	1.4050	1.1176	0.0008189	0.0010	308,239.66	
585	275,744.59	0	275,744.59	122520	900	530,000	530,000.00	52.03%	4	0.0000	1.4995	1.0720	1.1177	1.4050	1.1177	0.0008188	0.0010	308,180.89	
586	275,686.78	0	275,686.78	122520	1000	530,000	530,000.00	52.02%	4	0.0000	1.4996	1.0721	1.1177	1.4052	1.1177	0.0008186	0.0010	308,116.72	
587	275,666.48	0	275,666.48	122520	1100	530,000	530,000.00	52.01%	4	0.0000	1.4996	1.0721	1.1177	1.4052	1.1177	0.0008185	0.0010	308,121.75	
588	299,496.67	0	299,496.67	122520	1200	530,000	530,000.00	56.51%	4	0.0000	1.4783	1.0486	1.0985	1.3633	1.0985	0.0009879	0.0011	329,387.76	
589	307,198.67	0	307,198.67	122520	1300	530,000	530,000.00	57.96%	4	0.0000	1.4714	1.0403	1.0926	1.3516	1.0926	0.0010236	0.0011	335,645.80	
590	284,552.59	0	284,552.59	122520	1400	530,000	530,000.00	53.69%	4	0.0000	1.4770	1.0459	1.0958	1.3647	1.0958	0.0009850	0.0011	311,733.55	
591	284,064.92	0	284,064.92	122520	1500	530,000	530,000.00	53.59%	4	0.0000	1.4893	1.0567	1.1132	1.3946	1.1132	0.0008360	0.0010	312,676.28	
592	285,612.02	0	285,612.02	122520	1600	530,000	530,000.00	53.88%	4	0.0000	1.4883	1.0557	1.1122	1.3918	1.1122	0.0008390	0.0010	313,373.68	
593	287,459.14	0	287,459.14	122520	1700	530,000	530,000.00	54.23%	4	0.0000	1.4641	1.0338	1.0780	1.3253	1.0780	0.0010931	0.0012	310,001.97	
594	365,141.93	0	365,141.93	122520	1800	530,000	530,000.00	68.89%	4	0.0000	0.0000	0.0000	1.0541	1.2933	1.0541	0.0012167	0.0013	384,887.03	
595	463,857.42	0	463,857.42	122520	1900	530,000	530,000.00	87.52%	4	0.0000	0.0000	0.0000	1.0113	1.3000	1.0113	0.0015456	0.0016	469,097.56	
596	496,422.25	0	496,422.25	122520	2000	530,000	530,000.00	93.66%	4	0.0000	0.0000	0.0000	1.0035	0.0000	1.0035	0.0016541	0.0017	498,144.47	
597	496,833.53	0	496,833.53	122520	2100	530,000	530,000.00	93.74%	4	0.0000	0.0000	0.0000	1.0034	0.0000	1.0034	0.0016555	0.0017	498,557.84	
598	496,860.30	0	496,860.30	122520	2200	530,000	530,000.00	93.75%	4	0.0000	0.0000	0.0000	1.0034	0.0000	1.0034	0.0016556	0.0017	498,542.47	
599	463,031.16	0	463,031.16	122520	2300	530,000	530,000.00	87.36%	4	0.0000	0.0000	0.0000	1.0115	0.0000	1.0115	0.0015428	0.0016	468,353.80	
600	379,522.90	0	379,522.90	122520	2400	530,000	530,000.00	71.61%	4	0.0000	0.0000	0.0000	1.0490	1.2959	1.0490	0.0012648	0.0013	398,099.58	
601	360,810.71	0	360,810.71	122620	100	530,000	530,000.00	68.08%	4	0.0000	1.4645	1.0313	1.0871	1.3497	1.0871	0.0011457	0.0012	386,917.73	
602	333,076.42	0	333,076.42	122620	200	530,000	530,000.00	62.85%	4	0.0000	1.4764	1.0395	1.0893	1.3491	1.0893	0.0010292	0.0011	357,103.23	
603	333,076.42	0	333,076.42	122620	300	530,000	530,000.00	62.85%	4	0.0000	1.4764	1.0395	1.0893	1.3491	1.0893	0.0010292	0.0011	357,103.23	
604	284,552.59	0	284,552.59	122620	400	530,000	530,000.00	53.69%	4	0.0000	1.4881	1.0428	1.1100	1.3878	1.1100	0.0008496	0.0011	306,305.21	
605	276,309.70	0	276,309.70	122620	500	530,000	530,000.00	52.13%	4	0.0000	1.4988	1.0715	1.1172	1.4039	1.1172	0.0008207	0.0010	308,690.93	
606	277,794.87	0	277,794.87	122620	600	530,000	530,000.00	52.41%	4	0.0000	1.4971	1.0700	1.1159	1.4011	1.1159	0.0008256	0.0010	310,063.82	
607	280,881.41	0	280,881.41	122620	700	530,000	530,000.00	53.00%	4	0.0000	1.4935	1.0669	1.1134	1.3953	1.1134	0.0008359	0.0010	312,726.26	
608	284,997.86	0	284,997.86	122620	800	530,000	530,000.00	53.78%	4	0.0000	1.4796	1.0536	1.1030	1.3705	1.1030	0.0008639	0.0011	325,081.22	
609	350,539.76	0	350,539.76	122620	900	530,000	530,000.00	66.14%	4	0.0000	1.4662	0.0000	1.0638	1.3031	1.0638	0.0011680	0.0012	372,971.04	
610	376,971.59	0	376,971.59	122620	1000	530,000	530,000.00	71.13%	4	0.0000	0.0000	0.0000	1.0474	1.2878	1.0474	0.0012581	0.0013	394,853.84	
611	399,698.90	0	399,698.90	122620	1100	530,000	530,000.00	75.41%	4	0.0000	0.0000	0.0000	1.0358	1.2833	1.0358	0.0013318	0.0014	414,007.01	
612	365,502.51	0	365,502.51	122620	1200	530,000	530,000.00	68.96%	4	0.0000	0.0000	0.0000	1.0403	1.2841	1.0403	0.0012012	0.0014	380,252.13	
613	360,629.20	0	360,629.20	122620	1300	530,000	530,000.00	68.08%	4	0.0000	0.0000	0.0000	1.0550	1.2958	1.0550	0.0012023	0.0013	380,252.54	
614	360,629.20	0	360,629.20	122620	1400	530,000	530,000.00	68.08%	4	0.0000	0.0000	0.0000	1.0550	1.2958	1.0550	0.0012023	0.0013	380,252.54	
615	385,631.56	0	385,631.56	122620	1500	530,000	530,000.00	72.78%	4	0.0000	0.0000	0.0000	1.0438	1.2851	1.0438	0.0013249	0.0014	402,546.10	
616	441,852.00	0	441,852.00	122620	1600	530,000	530,000.00	83.36%	4	0.0000	0.0000	0.0000	1.0183	1.2960	1.0183	0.0014721	0.0015	449,905.14	
617	465,659.02	0	465,659.02	122620	1700	530,000	530,000.00	83.52%	4	0.0000	0.0000	0.0000	1.0018	0.0000	1.0018	0.0016518	0.0017	497,451.58	
618	471,388.16	0	471,388.16	122620	1800	530,000	530,000.00	88.94%	4	0.0000	0.0000	0.0000	1.0092	0.0000	1.0092	0.0015707	0.0016	475,721.04	
619	483,498.62	0	483,498.62	122620	1900	530,000	530,000.00	91.23%	4	0.0000	0.0000	0.0000	1.0062	0.0000	1.0062	0.0015119	0.0016	486,492.64	
620	460,580.84	0	460,580.84	122620	2000	530,000	530,000.00	86.90%	4	0.0000	0.0000	0.0000	1.0122	0.0000	1.0122	0.0015347	0.0016	466,215.66	
621	494,010.12	0	494,010.12	122620	2100	530,000	530,000.00	93.21%	4	0.0000	0.0000	0.0000	1.0039	0.0000	1.0039	0.0016441	0.0017	496,956.55	
622	497,858.38	0	497,858.38	122620	2200	530,000	530,000.00	93.94%	4	0.0000	0.0000	0.0000	1.0032	0.0000	1.0032	0.0016569	0.0017	499,450.09	
623	495,716.73	0	495,716.73	122620	2300	530,000	530,000.00	89.85%	4	0.0000	0.0000	0.0000	1.0079	0.0000	1.0079	0.0016384	0.0016	499,438.68	
624	446,774.11	0	446,774.11	122620	2400	530,000	530,000.00	84.30%	4	0.0000	0.0000	0.0000	1.0166	1.2994	1.0166	0.0014887	0.0015	454,200.74	
625	355,477.38	0	355,477.38	122720	100	530,000	530,000.00	67.08%	4	0.0000	1.4952	1.0605	1.1129	1.3829	1.1129	0.0008476	0.0011	331,460.01	
626	321,677.38	0	321,677.38	122720	200	530,000	530,000.00	60.69%	4	0.0000	1.4853	1.0257	1.0820	1.3322	1.0820	0.0010718	0.0012	348,093.57	
627	321,677.38	0	321,677.38	122720	300	530,000	530,000.00	60.69%	4	0.0000	1.4853	1.0257	1.0820	1.3322	1.0820	0.0010718	0.0012	348,093.57	
628	306,530.18	0	306,530.18	122720	400	530,000	530,000.00	57.83%	4	0.0000	1.4717	1.0410	1.0931	1.3526	1.0931	0.0010213	0.0011	335,060.77	
629	304,415.08	0	304,415.08	122720	500	530,000	530,000.00	57.44%	4	0.0000	1.4750	1.0431	1.0947	1.3557	1.0947	0.0010143	0.0011	333,243.85	
630	308,276.61	0	308,276.61	122720	600	530,000	530,000.00	58.18%	4	0.0000	1.4708	1.0392	1.0918	1.3501	1.0918	0.0010272	0.0011	336,599.54	
631	317,376.31	0	317,376.31	122720	700	530,000	530,000.00	59.88%	4	0.0000	1.4666	1.0360	1.0891	1.3376	1.0891	0.0010575	0.0011	346,380.34	
632	285,797.97	0	285,797.97	122720	800	530,000	530,000.00	53.92%	4	0.0000	1.4883	1.0519	1.1060	1.3863	1.1060	0.0008523	0.0011	317,037.94	
633	305,962.09	0	305,962.09	122720	900	530,000	530,000.00	57.73%	4	0.0000	1.4721	1.0415	1.0935	1.3534	1.0935	0.0010195	0.0011	334,579.34	
634	333,382.58	0	333,382.58	122720	1000	530,000	530,000.00	62.90%	4	0.0000	1.4658	1.0138	1.0740	1.3188	1.0740	0.0011108	0.0012	358,040.89	
635	339,415.13	0	339,415.13	122720	1100	530,000	530,000.00	64.04%	4	0.0000	1.4638	1.0078	1.0700	1.3126	1.0700	0.0011309	0.0012	363,159.61	
636	347,027.99	0	347,027.99	122720	1200	530,000	530,000.00	65.48%	4	0.0000	1.4662	0.0000	1.0651	1.3059	1.0651	0.0011163	0.0012	369,602.70	
637	373,161.77	0	373,161.77	122720	1300	530,000	530,000.00	70.41%	4	0.0000	0.0000	0.0000	1.0495	1.2893	1.0495	0.0012435	0.0013	391,692.73	
638	373,161.77	0	373,161.77	122720	1400	530,000	530,000.00	70.41%	4	0.0000	0.0000	0.0000	1.0495	1.2893	1.0495	0.0012435	0.0013	391,692.73	
639	361,939.70	0	361,939.70	122720	1500	530,000	530,000.00	72.85%	4	0.0000	0.0000	0.0000	1.0266	1.2839	1.0266	0.0013060	0.0014	407,464.66	
640	462,181.07	0	462,181.07	122720	1600	530,000	530,000.00	87.20%	4	0.0000	0.0000	0.0000	1.0118	0.0000	1.0118	0.0015400	0.0016	467,617.21	
641	465,762.61	0	465,762.61	122720	1700	530,000	530,000.00	83.54%	4	0.0000	0.0000	0.0000	1.0036	0.0000	1.0036	0.0016519	0.0017	497,545.53	
642	496,253.56	0	496,253.56	122720	1800	530,000	530,000.00	93.63%	4	0.0000	0.0000	0.0000	1.0035	0.0000	1.0035	0.0016535	0.0017	497,991.26	
643	485,137.06	0	485,137.06	122720	1900	530,000	530,000.00	91.54%	4	0.0000	0.0000	0.0000	1.0058	0.0000	1.0058	0.0016185	0.0016	487,950.46	
644	427,111.24	0	427,111.24	122720	2000	530,000	530,000.00	80.58%	4	0.0000	0.0000	0.0000	1.0238	1.2885	1.0238	0.0014231	0.0015	437,295.56	
645	402,499.20	0	402,499.20	122720	2100	530,000	530,000.00	75.94%	4	0.0000	0.0000	0.0000	1.0345	1.2833	1.0345	0.0013411	0.0014	416,382.78	
646	375,950.48	0	375,950.48	122720	2200	530,000	530,000.00	70.92%	4	0.0000	0.0000	0.0000	1.0480	1.2882	1.0480	0.0012523	0.0013	392,906.56	
647	365,241.88	0	365,241.88	122720	2300	530,000	530,000.00	76.57%	4	0.0000	0.0000	0.0000	1.0380	1.2815	1.0380	0.0013176	0.0014	410,251.17	
648	433,935.58	0	433,935.58	122720	2400	530,000	530,000.00	81.87%	4	0.0000	0.0000	0.0000	1.0212	1.2916	1.0212	0.0014459	0.0015	442,138.83	
649	284,291.57	0	284,291.57	122820	100	530,000	530,000.00	53.64%	4	0.0000	1.4668	1.0314	1.1106	1.3990	1.1106	0.0008473	0.0011	315,725.36	
650	284,291.57	0	284,291.57	122820	200	530,000	530,000.00	53.64%	4	0.0000	1.4668	1.0314	1.1106	1.3990	1.1106	0.0008473	0.0011	315,725.36	
651	288,727.90	0	288,727.90	122820	300	530,000	530,000.00	54.48%	4	0.0000	1.4873	1.0610	1.1086	1.3846	1.1086	0.0008654	0.0011	317,861.73	
652	277,084.63	0	277,084.63	122820	400	530,000	530,000.00	52.28%	4	0.0000	1.4979	1.0717	1.1165	1.4025	1.1165	0.0008233	0.0010	309,376.20	
653	283,206.45	0	283,206.45	122820	500	530,000	530,000.00	53.44%	4	0.0000	1.4910	1.0645	1.1115	1.3910	1.1115	0.0008437	0.0010	314,771.83	
654	330,508.51	0	330,508.51	122820	600	530,000	530,000.00	62.38%	4	0.0000	1.4638	1.0167	1.0759	1.3219	1.0759	0.0011013	0.0012	355,597.69	
655	355,324.43	0	355,324.43	122820	700	530,000	530,000.00	67.04%	4	0.0000	1.4681	0.0000	1.0599	1.2995	1.0599	0.0011840	0.0013	376,610.18	
656	366,457.31	0	366,457.31	122820	800	530,000	530,000.00	72.93%	4	0.0000	0.0000	0.0000	1.0434	1.2849	1.0434	0.0012877	0.0013	382,842.03	
657	400,533.40	0	400,533.40	122820	900	530,000	530,000.00	75.57%	4	0.0000	0.0000	0.0000	1.0354	1.2833	1.0354	0.0013346	0.0014	414,720.74	
658	434,130.02	0	434,130.02	122820	1000	530,000	530,000.00	76.25%	4	0.0000	0.0000	0.0000	1.0337	1.2833	1.0337	0.0013466	0.0014	448,782.33	
659	403,696.61	0	403,696.61	122820	1100	530,000	530,000.00	76.17%	4	0.0000	0.0000	0.0000	1.0339	1.2833	1.0339	0.0013451	0.0014	417,395.63	
660	457,757.54	0	457,757.54	122820	1200	530,000	530,000.00	80.49%	4	0.0000	0.0000	0.0000	1.0180	1.2835	1.0180	0.0014214	0.0015	466,064.24	
661	452,253.84	0	452,253.84	122820	1300	530,000	530,000.00	85.13%	4	0.0000	0.0000	0.0000	1.0148	0.0000	1.0148	0.0015059	0.0015	458,905.17	
662	466,119.60	0	466,119.60	122820	1400	530,000	530,000.00	86.13%	4	0.0000	0.0000	0.0000	1.0159	0.0000	1.0159	0.0015206	0.0016	473,488.29	
663	487,615.68	0	487,615.68	122820	1500	530,000	530,000.00	92.09%	4	0.0000	0.0000	0.0000	1.0053	0.0000	1.0053	0.0016248	0.0016	490,186.98	
664	487,486.93	0	487,486.93	122820	1600	530,000	530,000.00	91.98%	4	0.0000	0.0000	0.0000	1.0053	0.0000	1.0053	0.0016243	0.0016	490,070.30	
665	447,021.75	0	447,021.75	122820	1700	530,000	530,000.00	84.34%	4	0.0000	0.0000	0.0000	1.0165	1.2966	1.0165	0.0014895	0.0015	454,415.09	
666	416,598.02	0	416,598.02	122820	1800	530,000	530,000.00	78.60%	4	0.0000	0.0000	0.0000	1.0282	1.2851	1.0282	0.0013881	0.0014	428,335.45	
667	465,562.50	0	465,562.50	122820	1900	530,000	530,000.00	87.84%	4	0.0000	0.0000	0.0000	1.0108	0.0000	1.0108	0.0015513	0.0016	470,585.41	
668	426,851.87	0	426,851.87	122820	2000	530,000	530,000.00	80.54%	4	0.0000	0.0000	0.0000	1.0239	1.2884	1.0239	0.0014223	0.0015	437,073.93	
669	398,637.93	0	398,637.93	122820	2100	530,000	530,000.00	75.21%	4	0.0000	0.0000	0.0000	1.0363	1.2834	1.0363	0.0013293	0.0014	413,119.01	
670	381,686.26	0	381,686.26	122820	2200	530,000	530,000.00	72.02%	4	0.0000	0.0000	0.0000	1.0449	1.2862	1.0449	0.0012718	0.0013	398,824.42	
671	369,001.44	0	369,001.44	122820	2300	530,000	530,000.00	69.62%	4	0.0000	0.0000	0.0000	1.0519	1.2913	1.0519	0.0012286	0.0013	388,138.28	
672	410,014.85	0	410,014.85	122820	2400	530,000	530,000.00	77.36%	4	0.0000	0.0000	0.0000	1.0311	1.2839	1.0311	0.0013662	0.0014	422,746.60	
673	356,696.22	0	356,696.22	122920	100	530,000	530,000.00	67.30%	4	0.0000	0.0000	0.0000	1.0495	1.2872	1.0495	0.0012618	0.0013	374,403.28	
674	356,696.22	0	356,696.22	122920	200	530,000	530,000.00	67.30%	4	0.0000	0.0000	0.0000	1.0495	1.2872	1.0495	0.0012618	0.0013	374,403.28	
675	321,403.06	0	321,403.06	122920	300	530,000	530,000.00	60.64%	4	0.0000	1.4854	1.0259	1.0822	1.3325	1.0822	0.0010709	0.0012	347,835.17	
676	310,745.58	0	310,745.58	122920	400	530,000	530,000.00	60.35%	4	0.0000	1.4859	1.0270	1.0834	1.3346	1.0834	0.0010654	0.0012	346,418.19	
677	353,710.14	0	353,710.14	122920	500	530,000	530,000.00	66.74%	4	0.0000	1.4674	0.0000	1.0659	1.3097	1.0

Interconnection Point. The corresponding FCCF will be the HR, divided by the Base Load Heat Rate.

Example:

Assume under combined-cycle operation using two (2) combustion turbines the Tested Capacity is 461,000 kW, the Base Load Heat Rate is 7,500 Btu/kWh and that while producing 230,500 kW (55), the Facility's Heat Rate (HR) is 9,060 Btu/kWh. At this condition, the Facility's PDC is 50.0 percent (230,500 kW ÷ 461,000 kW) and the $FCCF_{PDC}$ is 1.21 (i.e. 9,060 Btu/kWh ÷ 7,500 Btu/kWh), based on the preliminary FCCF curve.



Appendix C - Capacity Payment Calculation

Variable	Value (example)	Name
CNDC	630 000	Demonstrable Capacity (MW)
ASC	500 000	Aversaic Seller Capacity Placed into service during GP6H
CP	11,549,950	Capacity Payment ($)
CPP	23.716667	Capacity Purchase Price ($/MW-month)
DC	22.0648	Demand Charge ($/MW-month)
FOMC	15.3500	Fixed O&M Charge
CPD	17.7515	Capacity Payment Discount
DCEF	1.0200	Demand Charge Escalation Factor
EFOF	1.0100	Fixed Fuel Escalation Factor

Month	CP ($)	CPP ($/MW-month)	DPC (MW	DC ($/MW-month)	CPD ($/MW-month)	DCEF	FOMC	FCEF	Derived in Appendix D	Derived in Appendix D	Derived in Appendix D	Derived in Appendix D	Derived in Appendix D	Derived in Appendix D	Derived in Appendix D	Derived in Appendix D
												FMAF = [EPH - ETFMAH] / 8760		EGFMH = GFMH X FMAF	ETFMH = EFMH X EFOMH	
Dec-20	12,589,950.31	23.716667	530,000	22.0648	17.7515	1.0200	15.3500	1.0100	0.00	744	0.00	0.00	95.36%	115.0% Capped	14.0% Capped	

* Formula applies to Dec, Jan, and Feb - 5000

example, CPI-U

FCEF (CPI-U)	Inflation Rate
2019 (reference)	252.1
in effect for 2019 =	252.7
in effect for 2020 = 1.0000	
in effect for 2021 = 1.0181	
in effect for 2022 = 0.0000	
in effect for 2022 = 0.0000	

AFCE (1 Historic Fuel)	
2019 (reference)	
in effect for 2019 = 1.0000	
in effect for 2020 = 1.0000	
in effect for 2021 = 1.0452	
in effect for 2022 = 1.0813	

CONSUMER PRICE INDEX FOR ALL URBAN CONSUMERS (CPI-U)
(not seasonally adjusted)

Item and area	U.S. City average												
	Jan	Feb	Mar	Apr	May	Jun	Jul	Aug	Sep	Oct	Nov	Dec	12-month average
Consumer price index for all urban consumers	252.907	253.721	254.202	254.548	254.776	255.548	256.092	256.143	256.092	256.143	256.571	256.558	255.274
2011	224.939	225.722	226.545	226.889	226.421	226.230	225.672	225.922	226.545	226.889	226.421	226.230	226.238
2012	226.665	227.663	228.332	228.683	229.015	229.478	229.104	229.379	231.407	231.317	230.221	229.601	229.594
2013	230.280	232.166	232.773	232.531	232.945	233.504	233.596	233.877	234.149	233.546	233.069	233.049	232.957
2014	233.916	234.781	236.293	237.072	237.900	238.343	238.250	237.852	238.031	237.433	236.151	234.812	236.736
2015	233.707	234.722	236.119	236.599	237.805	238.638	238.654	238.316	237.945	237.838	237.336	236.525	237.017
2016	234.814	235.111	236.132	236.391	237.339	238.250	238.628	238.638	238.343	241.729	241.353	241.432	240.007
2017	242.839	243.603	243.801	244.524	244.733	244.955	244.786	245.519	246.819	246.663	246.669	246.524	245.120
2018	247.867	248.991	249.554	250.546	251.588	251.989	252.006	252.146	252.439	252.885	252.038	251.233	251.107
2019	251.712	252.776	254.202	254.548	254.776	255.548	256.092	256.143	256.092	256.143	256.571	256.558	255.274
2020	257.971	258.678	258.115	256.389	256.394	257.797	259.101	259.918					

Source: Bureau of Labor Statistics

Appendix D - EAF and AAAF Calculation Examples

Variable	Value for Month	Name
Month	Dec-20	
BPH	744	Hours in Billing Period (partial)
PH	744	Period Hours (partial)
EDH	0.00	Equivalent Derated Hours
OH	0.00	Outage Hours
EMAF	1.0000	Force Majeure Adjustment Factor
EGFMH	0	Equivalent Grid Force Majeure Hours
ETFMH	0	Equivalent Total Force Majeure Hours
EAF (12-month)	95.30%	Equivalent Availability Factor
EAAF	115.00%	Equivalent Availability Adjustment Factor
AAAF	14.00%	Additional Availability Adjustment Factor
EAAF+AAAF Cap (115.00% *)	115.00%	* Cap only applies to Oct.,Nov., and Dec. 2020)

Note: Values shaded in green are read from row below shaded in green.

Month	EDH	OH	EDH + OH	Hours in Month	GFMH	Carry-Over EFMH	EFMH	Interim EMAF	Capped EMFH	Recalculated EMAF	Excess EFMH	Carry Over EFMH (under	Excess Over 1930	Corrected EFMH	Over 1930 EMAF	Carry Over EFMH	EMAF	Carry Over EFMH	DRC	ASC
Jan-19	2.90	0.00	2.90	744.0	0.00	0.00	0.00	1.0000	0.00	1.0000	0.00	0.00	0.00	0.00	0.00	0.00	1.0000	0.00	530,000	530,000
Feb-19	79.30	0.00	79.30	672.0	0.00	0.00	0.00	1.0000	0.00	1.0000	0.00	0.00	0.00	0.00	0.00	0.00	1.0000	0.00	530,000	530,000
Mar-19	144.20	0.00	144.20	744.0	0.00	0.00	0.00	1.0000	0.00	1.0000	0.00	0.00	0.00	0.00	0.00	0.00	1.0000	0.00	530,000	530,000
Apr-19	0.00	0.00	0.00	720.0	0.00	0.00	0.00	1.0000	0.00	1.0000	0.00	0.00	0.00	0.00	0.00	0.00	1.0000	0.00	530,000	530,000
May-19	0.00	0.00	0.00	744.0	0.00	0.00	0.00	1.0000	0.00	1.0000	0.00	0.00	0.00	0.00	0.00	0.00	1.0000	0.00	530,000	530,000
Jun-19	0.00	0.00	0.00	720.0	0.00	0.00	0.00	1.0000	0.00	1.0000	0.00	0.00	0.00	0.00	0.00	0.00	1.0000	0.00	530,000	530,000
Jul-19	20.10	0.00	20.10	744.0	0.00	0.00	0.00	1.0000	0.00	1.0000	0.00	0.00	0.00	0.00	0.00	0.00	1.0000	0.00	530,000	530,000
Aug-19	0.00	0.00	0.00	744.0	0.00	0.00	0.00	1.0000	0.00	1.0000	0.00	0.00	0.00	0.00	0.00	0.00	1.0000	0.00	530,000	530,000
Sep-19	39.20	3.00	42.20	720.0	0.00	0.00	0.00	1.0000	0.00	1.0000	0.00	0.00	0.00	0.00	0.00	0.00	1.0000	0.00	530,000	530,000
Oct-19	0.00	0.00	0.00	744.0	0.00	0.00	0.00	1.0000	0.00	1.0000	0.00	0.00	0.00	0.00	0.00	0.00	1.0000	0.00	530,000	530,000
Nov-19	0.00	0.00	0.00	720.0	0.00	0.00	0.00	1.0000	0.00	1.0000	0.00	0.00	0.00	0.00	0.00	0.00	1.0000	0.00	530,000	530,000
Dec-19	0.00	0.00	0.00	744.0	0.00	0.00	0.00	1.0000	0.00	1.0000	0.00	0.00	0.00	0.00	0.00	0.00	1.0000	0.00	530,000	530,000
Jan-20	142.60	195.00	337.60	744.0	0.00	0.00	205.80	0.7234	0.00	0.7234	0.00	0.00	0.00	0.00	0.00	0.00	0.7234	0.00	530,000	530,000
Feb-20	191.90	9.00	200.90	696.0	0.00	0.00	0.00	1.0000	0.00	1.0000	0.00	0.00	0.00	0.00	0.00	0.00	1.0000	0.00	530,000	530,000
Mar-20	13.60	0.00	13.60	744.0	0.00	0.00	0.00	1.0000	0.00	1.0000	0.00	0.00	0.00	0.00	0.00	0.00	1.0000	0.00	530,000	530,000
Apr-20	0.00	0.00	0.00	720.0	0.00	0.00	0.00	1.0000	0.00	1.0000	0.00	0.00	0.00	0.00	0.00	0.00	1.0000	0.00	530,000	530,000
May-20	4.30	0.00	4.30	744.0	0.00	0.00	0.00	1.0000	0.00	1.0000	0.00	0.00	0.00	0.00	0.00	0.00	1.0000	0.00	530,000	530,000
Jun-20	0.10	0.00	0.10	720.0	0.00	0.00	0.00	1.0000	0.00	1.0000	0.00	0.00	0.00	0.00	0.00	0.00	1.0000	0.00	530,000	530,000
Jul-20	0.00	0.00	0.00	744.0	0.00	0.00	0.00	1.0000	0.00	1.0000	0.00	0.00	0.00	0.00	0.00	0.00	1.0000	0.00	530,000	530,000
Aug-20	26.10	0.00	26.10	744.0	0.00	0.00	0.00	1.0000	0.00	1.0000	0.00	0.00	0.00	0.00	0.00	0.00	1.0000	0.00	530,000	530,000
Sep-20	3.00	0.00	3.00	720.0	0.00	0.00	0.00	1.0000	0.00	1.0000	0.00	0.00	0.00	0.00	0.00	0.00	1.0000	0.00	530,000	530,000
Oct-20	0.00	0.00	0.00	744.0	0.00	0.00	0.00	1.0000	0.00	1.0000	0.00	0.00	0.00	0.00	0.00	0.00	1.0000	0.00	530,000	530,000
Nov-20	22.40	0.00	22.40	720.0	0.00	0.00	0.00	1.0000	0.00	1.0000	0.00	0.00	0.00	0.00	0.00	0.00	1.0000	0.00	530,000	530,000
Dec-20	0.00	0.00	0.00	744.0	0.00	0.00	0.00	1.0000	0.00	1.0000	0.00	0.00	0.00	0.00	0.00	0.00	1.0000	0.00	530,000	530,000
Jan-21	0.00	0.00	0.00	744.0	0.00	0.00	0.00	1.0000	0.00	1.0000	0.00	0.00	0.00	0.00	0.00	0.00	1.0000	0.00	530,000	530,000
Feb-21	0.00	0.00	0.00	672.0	0.00	0.00	0.00	1.0000	0.00	1.0000	0.00	0.00	0.00	0.00	0.00	0.00	1.0000	0.00	530,000	530,000
Mar-21	0.00	0.00	0.00	744.0	0.00	0.00	0.00	1.0000	0.00	1.0000	0.00	0.00	0.00	0.00	0.00	0.00	1.0000	0.00	530,000	530,000
Apr-21	0.00	0.00	0.00	720.0	0.00	0.00	0.00	1.0000	0.00	1.0000	0.00	0.00	0.00	0.00	0.00	0.00	1.0000	0.00	530,000	530,000
May-21	0.00	0.00	0.00	744.0	0.00	0.00	0.00	1.0000	0.00	1.0000	0.00	0.00	0.00	0.00	0.00	0.00	1.0000	0.00	530,000	530,000
Jun-21	0.00	0.00	0.00	720.0	0.00	0.00	0.00	1.0000	0.00	1.0000	0.00	0.00	0.00	0.00	0.00	0.00	1.0000	0.00	530,000	530,000
Jul-21	0.00	0.00	0.00	744.0	0.00	0.00	0.00	1.0000	0.00	1.0000	0.00	0.00	0.00	0.00	0.00	0.00	1.0000	0.00	530,000	530,000
Aug-21	0.00	0.00	0.00	744.0	0.00	0.00	0.00	1.0000	0.00	1.0000	0.00	0.00	0.00	0.00	0.00	0.00	1.0000	0.00	530,000	530,000
Sep-21	0.00	0.00	0.00	720.0	0.00	0.00	0.00	1.0000	0.00	1.0000	0.00	0.00	0.00	0.00	0.00	0.00	1.0000	0.00	530,000	530,000
Oct-21	0.00	0.00	0.00	744.0	0.00	0.00	0.00	1.0000	0.00	1.0000	0.00	0.00	0.00	0.00	0.00	0.00	1.0000	0.00	530,000	530,000
Nov-21	0.00	0.00	0.00	720.0	0.00	0.00	0.00	1.0000	0.00	1.0000	0.00	0.00	0.00	0.00	0.00	0.00	1.0000	0.00	530,000	530,000
Dec-21	0.00	0.00	0.00	744.0	0.00	0.00	0.00	1.0000	0.00	1.0000	0.00	0.00	0.00	0.00	0.00	0.00	1.0000	0.00	530,000	530,000
Jan-22	0.00	0.00	0.00	744.0	0.00	0.00	0.00	1.0000	0.00	1.0000	0.00	0.00	0.00	0.00	0.00	0.00	1.0000	0.00	530,000	530,000
Feb-22	0.00	0.00	0.00	672.0	0.00	0.00	0.00	1.0000	0.00	1.0000	0.00	0.00	0.00	0.00	0.00	0.00	1.0000	0.00	530,000	530,000
Mar-22	0.00	0.00	0.00	744.0	0.00	0.00	0.00	1.0000	0.00	1.0000	0.00	0.00	0.00	0.00	0.00	0.00	1.0000	0.00	530,000	530,000
Apr-22	0.00	0.00	0.00	720.0	0.00	0.00	0.00	1.0000	0.00	1.0000	0.00	0.00	0.00	0.00	0.00	0.00	1.0000	0.00	530,000	530,000
May-22	0.00	0.00	0.00	744.0	0.00	0.00	0.00	1.0000	0.00	1.0000	0.00	0.00	0.00	0.00	0.00	0.00	1.0000	0.00	530,000	530,000
Jun-22	0.00	0.00	0.00	720.0	0.00	0.00	0.00	1.0000	0.00	1.0000	0.00	0.00	0.00	0.00	0.00	0.00	1.0000	0.00	530,000	530,000
Jul-22	0.00	0.00	0.00	744.0	0.00	0.00	0.00	1.0000	0.00	1.0000	0.00	0.00	0.00	0.00	0.00	0.00	1.0000	0.00	530,000	530,000
Aug-22	0.00	0.00	0.00	744.0	0.00	0.00	0.00	1.0000	0.00	1.0000	0.00	0.00	0.00	0.00	0.00	0.00	1.0000	0.00	530,000	530,000
Sep-22	0.00	0.00	0.00	720.0	0.00	0.00	0.00	1.0000	0.00	1.0000	0.00	0.00	0.00	0.00	0.00	0.00	1.0000	0.00	530,000	530,000
Oct-22	0.00	0.00	0.00	744.0	0.00	0.00	0.00	1.0000	0.00	1.0000	0.00	0.00	0.00	0.00	0.00	0.00	1.0000	0.00	530,000	530,000
Nov-22	0.00	0.00	0.00	720.0	0.00	0.00	0.00	1.0000	0.00	1.0000	0.00	0.00	0.00	0.00	0.00	0.00	1.0000	0.00	530,000	530,000
Dec-22	0.00	0.00	0.00	744.0	0.00	0.00	0.00	1.0000	0.00	1.0000	0.00	0.00	0.00	0.00	0.00	0.00	1.0000	0.00	530,000	530,000
Jan-23	0.00	0.00	0.00	744.0	0.00	0.00	0.00	1.0000	0.00	1.0000	0.00	0.00	0.00	0.00	0.00	0.00	1.0000	0.00	530,000	530,000
Feb-23	0.00	0.00	0.00	672.0	0.00	0.00	0.00	1.0000	0.00	1.0000	0.00	0.00	0.00	0.00	0.00	0.00	1.0000	0.00	530,000	530,000
Mar-23	0.00	0.00	0.00	744.0	0.00	0.00	0.00	1.0000	0.00	1.0000	0.00	0.00	0.00	0.00	0.00	0.00	1.0000	0.00	530,000	530,000
Apr-23	0.00	0.00	0.00	720.0	0.00	0.00	0.00	1.0000	0.00	1.0000	0.00	0.00	0.00	0.00	0.00	0.00	1.0000	0.00	530,000	530,000
May-23	0.00	0.00	0.00	744.0	0.00	0.00	0.00	1.0000	0.00	1.0000	0.00	0.00	0.00	0.00	0.00	0.00	1.0000	0.00	530,000	530,000
Jun-23	0.00	0.00	0.00	720.0	0.00	0.00	0.00	1.0000	0.00	1.0000	0.00	0.00	0.00	0.00	0.00	0.00	1.0000	0.00	530,000	530,000
Jul-23	0.00	0.00	0.00	744.0	0.00	0.00	0.00	1.0000	0.00	1.0000	0.00	0.00	0.00	0.00	0.00	0.00	1.0000	0.00	530,000	530,000
Aug-23	0.00	0.00	0.00	744.0	0.00	0.00	0.00	1.0000	0.00	1.0000	0.00	0.00	0.00	0.00	0.00	0.00	1.0000	0.00	530,000	530,000
Sep-23	0.00	0.00	0.00	720.0	0.00	0.00	0.00	1.0000	0.00	1.0000	0.00	0.00	0.00	0.00	0.00	0.00	1.0000	0.00	530,000	530,000
Oct-23	0.00	0.00	0.00	744.0	0.00	0.00	0.00	1.0000	0.00	1.0000	0.00	0.00	0.00	0.00	0.00	0.00	1.0000	0.00	530,000	530,000
Nov-23	0.00	0.00	0.00	720.0	0.00	0.00	0.00	1.0000	0.00	1.0000	0.00	0.00	0.00	0.00	0.00	0.00	1.0000	0.00	530,000	530,000
Dec-23	0.00	0.00	0.00	744.0	0.00	0.00	0.00	1.0000	0.00	1.0000	0.00	0.00	0.00	0.00	0.00	0.00	1.0000	0.00	530,000	530,000

* Cap only applies to Oct., Nov., and Dec. 2020)

Month	EGFMH = GFMH x ((DRC-ASC)/DRC)	ETFMH = EFMH + EGFMH	EAF this Period	12-month EAF	AAAF	EAAF (includes AAAF)	EAAF+AAAF Cap (115.00% *)	Required Reduction to Meet	EAAF reduction to meet cap	AAAF reduction to meet cap	EAAF with cap	AAAF with cap
Jan-19	0.0	0.0	99.61%	89.20%	0.00%	96.3%	96.30%					
Feb-19	0.0	0.0	88.20%	92.00%	0.00%	99.8%	99.80%					
Mar-19	0.0	0.0	80.62%	90.60%	0.00%	98.0%	98.00%					
Apr-19	0.0	0.0	100.00%	91.00%	0.00%	98.5%	98.50%					
May-19	0.0	0.0	100.00%	91.00%	0.00%	98.5%	98.50%					
Jun-19	0.0	0.0	100.00%	91.00%	0.00%	98.5%	98.50%					
Jul-19	0.0	0.0	97.30%	90.80%	0.00%	98.3%	98.30%					
Aug-19	0.0	0.0	100.00%	93.80%	11.60%	112.6%	112.60%					
Sep-19	0.0	0.0	94.14%	93.30%	4.35%	105.4%	105.40%					
Oct-19	0.0	0.0	100.00%	93.30%	4.35%	105.4%	105.40%					
Nov-19	0.0	0.0	100.00%	96.00%	29.00%	130.0%	115.00%					
Dec-19	0.0	0.0	100.00%	96.70%	29.00%	130.0%	115.00%					
Jan-20	0.0	205.8	75.51%	95.10%	29.00%	130.0%	115.00%					
Feb-20	0.0	0.0	71.14%	93.70%	10.15%	111.2%	111.20%					
Mar-20	0.0	0.0	98.17%	95.20%	29.00%	130.0%	115.00%					
Apr-20	0.0	0.0	100.00%	95.20%	29.00%	130.0%	115.00%					
May-20	0.0	0.0	99.42%	95.20%	29.00%	130.0%	115.00%					
Jun-20	0.0	0.0	99.99%	95.20%	29.00%	130.0%	115.00%					
Jul-20	0.0	0.0	100.00%	95.40%	29.00%	130.0%	115.00%					
Aug-20	0.0	0.0	96.49%	95.10%	29.00%	130.0%	115.00%					
Sep-20	0.0	0.0	99.58%	95.60%	29.00%	130.0%	115.00%					
Oct-20	0.0	0.0	100.00%	95.60%	29.00%	130.0%	115.00%	44.0%	15.0%	29.0%	115.0%	0.0%
Nov-20	0.0	0.0	96.89%	95.30%	14.00%	115.0%	115.00%	14.0%	15.0%	29.0%	115.0%	14.0%
Dec-20	0.0	0.0	100.00%	95.30%	14.00%	115.0%	115.00%	14.0%	15.0%	29.0%	115.0%	14.0%
Jan-21	0.0	0.0	100.00%	96.90%	29.00%	130.0%	130.00%	0.0%	0.0%	0.0%	130.0%	29.0%
Feb-21	0.0	0.0	100.00%	99.20%	29.00%	130.0%	130.00%	0.0%	0.0%	0.0%	130.0%	29.0%
Mar-21	0.0	0.0	100.00%	99.40%	29.00%	130.0%	130.00%	0.0%	0.0%	0.0%	130.0%	29.0%
Apr-21	0.0	0.0	100.00%	99.40%	29.00%	130.0%	130.00%	0.0%	0.0%	0.0%	130.0%	29.0%
May-21	0.0	0.0	100.00%	99.40%	29.00%	130.0%	130.00%	0.0%	0.0%	0.0%	130.0%	29.0%
Jun-21	0.0	0.0	100.00%	99.40%	29.00%	130.0%	130.00%	0.0%	0.0%	0.0%	130.0%	29.0%
Jul-21	0.0	0.0	100.00%	99.40%	29.00%	130.0%	130.00%	0.0%	0.0%	0.0%	130.0%	29.0%
Aug-21	0.0	0.0	100.00%	99.70%	29.00%	130.0%	130.00%	0.0%	0.0%	0.0%	130.0%	29.0%
Sep-21	0.0	0.0	100.00%	99.70%	29.00%	130.0%	130.00%	0.0%	0.0%	0.0%	130.0%	29.0%
Oct-21	0.0	0.0	100.00%	99.70%	29.00%	130.0%	130.00%	0.0%	0.0%	0.0%	130.0%	29.0%
Nov-21	0.0	0.0	100.00%	100.00%	29.00%	130.0%	130.00%	0.0%	0.0%	0.0%	130.0%	29.0%
Dec-21	0.0	0.0	100.00%	100.00%	29.00%	130.0%	130.00%	0.0%	0.0%	0.0%	130.0%	29.0%
Jan-22	0.0	0.0	100.00%	100.00%	29.00%	130.0%	130.00%	0.0%	0.0%	0.0%	130.0%	29.0%
Feb-22	0.0	0.0	100.00%	100.00%	29.00%	130.0%	130.00%	0.0%	0.0%	0.0%	130.0%	29.0%
Mar-22	0.0	0.0	100.00%	100.00%	29.00%	130.0%	130.00%	0.0%	0.0%	0.0%	130.0%	29.0%
Apr-22	0.0	0.0	100.00%	100.00%	29.00%	130.0%	130.00%	0.0%	0.0%	0.0%	130.0%	29.0%
May-22	0.0	0.0	100.00%	100.00%	29.00%	130.0%	130.00%	0.0%	0.0%	0.0%	130.0%	29.0%
Jun-22	0.0	0.0	100.00%	100.00%	29.00%	130.0%	130.00%	0.0%	0.0%	0.0%	130.0%	29.0%
Jul-22	0.0	0.0	100.00%	100.00%	29.00%	130.0%	130.00%	0.0%	0.0%	0.0%	130.0%	29.0%
Aug-22	0.0	0.0	100.00%	100.00%	29.00%	130.0%	130.00%	0.0%	0.0%	0.0%	130.0%	29.0%
Sep-22	0.0	0.0	100.00%	100.00%	29.00%	130.0%	130.00%	0.0%	0.0%	0.0%	130.0%	29.0%
Oct-22	0.0	0.0	100.00%	100.00%	29.00%	130.0%	130.00%	0.0%	0.0%	0.0%	130.0%	29.0%
Nov-22	0.0	0.0	100.00%	100.00%	29.00%	130.0%	130.00%	0.0%	0.0%	0.0%	130.0%	29.0%
Dec-22	0.0	0.0	100.00%	100.00%	29.00%	130.0%	130.00%	0.0%	0.0%	0.0%	130.0%	29.0%
Jan-23	0.0	0.0	100.00%	100.00%	29.00%	130.0%	130.00%	0.0%	0.0%	0.0%	130.0%	29.0%
Feb-23	0.0	0.0	100.00%	100.00%	29.00%	130.0%	130.00%	0.0%	0.0%	0.0%	130.0%	29.0%
Mar-23	0.0	0.0	100.00%	100.00%	29.00%	130.0%	130.00%	0.0%	0.0%	0.0%	130.0%	29.0%
Apr-23	0.0	0.0	100.00%	100.00%	29.00%	130.0%	130.00%	0.0%	0.0%	0.0%	130.0%	29.0%
May-23	0.0	0.0	100.00%	100.00%	29.00%	130.0%	130.00%	0.0%	0.0%	0.0%	130.0%	29.0%
Jun-23	0.0	0.0	100.00%	100.00%	29.00%	130.0%	130.00%	0.0%	0.0%	0.0%	130.0%	29.0%
Jul-23	0.0	0.0	100.00%	100.00%	29.00%	130.0%	130.00%	0.0%	0.0%	0.0%	130.0%	29.0%
Aug-23	0.0	0.0	100.00%	100.00%	29.00%	130.0%	130.00%	0.0%	0.0%	0.0%	130.0%	29.0%
Sep-23	0.0	0.0	100.00%	100.00%	29.00%	130.0%	130.00%	0.0%	0.0%	0.0%	130.0%	29.0%
Oct-23	0.0	0.0	100.00%	100.00%	29.00%	130.0%	130.00%	0.0%	0.0%	0.0%	130.0%	29.0%
Nov-23	0.0	0.0	100.00%	100.00%	29.00%	130.0%	130.00%	0.0%	0.0%	0.0%	130.0%	29.0%
Dec-23	0.0	0.0	100.00%	100.00%	29.00%	130.0%	130.00%	0.0%	0.0%	0.0%	130.0%	29.0%

Appendix G - Start-Up Reimbursement

APPENDIX G – START-UP REIMBURSEMENT

Start-up costs shall be allocated between the parties as follows: (a) PREPA shall reimburse Seller for costs incurred by Seller in restarting any Unit of the Facility that was shut down due to PREPA's request (whether or not notice was received by Seller), and (b) Seller shall credit PREPA the cost of fuel required for a gas turbine Unit to achieve synchronization with the Grid System during each start-up. Monthly Start-up Reimbursement ("MSRU") shall be determined during each month in accordance with the following formula:

MSRU = (NCS × $CS) + (NWS × $WS) + (NHS x $HS) + Applicable Demand Charge

where the following terms have the following meanings:

"Applicable Demand Charge"	The difference between the actual Demand Charge billed to Seller by PREPA and the Demand Charge calculated excluding any demand established by Seller in the Billing Period and any prior Billing Period in restarting a Unit as a result of a shutdown of both units at the request of PREPA.
"$CS"	$24,348.68, being the cost per Cold Start of a Unit, which amount shall be adjusted annually and on the first day of each Year during the Term by multiplying such amount times the Fixed Cost Escalation Factor.
"Cold Start"	a restart of a Unit that has been shut down for more than twelve hours.
"Hot Start"	a restart of a Unit that has been shut down for less than one hour.
"$HS"	$ 6,087.17, being the cost per Hot Start of a Unit, which amount shall be adjusted annually and on the first day of each Year during the Term by multiplying such amount times the Fixed Cost Escalation Factor.
"NCS"	the number of Cold Starts of Units during such month that are the first occurring restarts after a shutdown requested by PREPA.
"NHS"	the number of Hot Starts of Units during such month that are the first occurring restarts after a shutdown requested by PREPA
"NWS"	the number of Warm Starts of Units during such month that are the first occurring restarts after a shutdown requested by PREPA
"Unit"	one of the two gas turbines that are part of the Facility.
"$WS"	$ 15,217.93, being the cost per Warm Start of a Unit, which amount shall be adjusted annually and on the first day of each Year during the Term by multiplying such amount times the Fixed Cost Escalation Factor.
"Warm Start"	a restart of a Unit that has been shut down for between one hour and twelve hours.

Appendix N - Degradation Adjustment Factor

APPENDIX N– DEGRADATION ADJUSTMENT FACTOR

$AGBLHR_0 = GBLHR / DAF_1$
$AGBLHR_i = AGBLHR_{i-1} / DAF_i$

Periods:

	2019	2020	2021	2022	2023	2024	2025	2026	2027	2028	2029	2030	2031	2032
$Period_i$ ->	0	1	2	3	4	5	6	7	8	9	10	11	12	13
Duration ->	8k EBH	8k EBH	8k EBH	8k EBH	8k EBH	8k EBH	8k EBH	8k EBH	8k EBH	8k EBH	8k EBH	8k EBH	8k EBH	8k EBH
	Test 1			Test 2						Test 3				

EBH = Average of EcoEléctrica Combustion Turbines equivalent base operating hours.

OEM Degradation Factors

	Pre-Outage Values	
	Power Degradation Factor	Efficiency Degradation Factor
Interval:		
175k	0.98753	0.99550
200k	0.98535	0.99330
225k	0.98073	0.99218
250k	0.98057	0.99143

	Post-Outage Values	
	Power Degradation Factor	Efficiency Degradation Factor
Interval:		
150k	1.00000	1.00000
175k	0.99656	0.99825
200k	0.99254	0.99667
225k	0.99263	0.99726
250k	0.98823	0.99481

Degradation Adjustment Factor

	2019	2020	2021	2022	2023	2024	2025	2026	2027	2028	2029	2030	2031	2032
$Period_i$ ->	0	1	2	3	4	5	6	7	8	9	10	11	12	13
Duration ->	8k EBH	8k EBH	8k EBH	8k EBH	8k EBH	8k EBH	8k EBH	8k EBH	8k EBH	8k EBH	8k EBH	8k EBH	8k EBH	8k EBH
DAF_i ->	1.0000	0.9985	0.9985	1.0012	0.9984	0.9984	1.0018	0.9985	0.9985	1.0034	0.9981	0.9981	1.0017	0.9985
		Test 1			Test 2						Test 3			

Sample Calculations

			Example #1			Example #2			Example #3			Example #4		
Year	Period	DAF	Tested Heat Rate	GBLHR	AGBLHR	Tested Heat Rate	GBLHR	AGBLHR	Tested Heat Rate	GBLHR	AGBLHR	Tested Heat Rate	GBLHR	AGBLHR
2019	0				7671			7671			7671			7671
2020	Test 1		7660	7660		7700	7700		7750	7750		7600	7600	
2020	1	0.99850			7672			7682			7682			7611
2021	2	0.99850			7683			7694			7694			7623
2022	3	1.00118			7674			7685			7685			7614
2023	Test 2		7680			7750			7650			7700		
2023	4	0.99835			7687			7697			7663			7626
2024	5	0.99835			7699			7710			7675			7639
2025	6	1.00180			7686			7696			7662			7625
2026	7	0.99850			7697			7708			7673			7637
2027	8	0.99850			7709			7719			7685			7648
2028	9	1.00336			7683			7694			7659			7623
2029	Test 3		7750			7700			7600			7800		
2029	10	0.99806			7698			7709			7615			7637
2030	11	0.99806			7713			7724			7630			7652
2031	12	1.00166			7700			7711			7617			7640
2032	13	0.99850			7712			7722			7628			7651

Appendix O - Heat Rate Adjustment

APPENDIX O – HEAT RATE ADJUSTMENT

Heat Rate Adjustment (HRA): HRA shall be equal to zero for every hour during a Billing Period where the Facility utilizes Backup Fuel. Where the Facility utilizes NG, HRA shall be computed as follows:

$$HRA\ (\$) = (GFU - AGU) \times GFC$$

Where:

GFU (MMBTU)	=	Guaranteed Fuel Utilization, determined using the formula: $(AGBLHR * ACF) \times \frac{NEO(kWh)}{10^6}$
AGBLHR (BTU/kWhr)	=	Adjusted Guaranteed Base Load Heat Rate, determined per Appendix N
ACF	=	Average Correction Factor, determined using the formula: $\sum_1^n (FCCF_i \times WM\_NEO_i)$
n	=	Total Billing Period Hours
FCCF	=	Fuel Cost Correction Factor
WM_NEO	=	Weighted mean of the Net Electrical Output (NEO), determined using the formula: $WM\_NEO_i = \frac{NEO_i}{\sum_1^n NEO_i}$
DAF	=	Degradation Adjustment Factor
NEO	=	Net Electrical Output
AGU (MMBTU)	=	Actual Gas Utilization
GFC ($/MMBTU)	=	Gas Fuel Cost

			Guaranteed	Actual		Derived in Appendix N	Derived in Appendix B	Derived in Appendix B						
Month	Hours in Month	HRA ($)	GFU (MMBtu)	AGU (MMBtu)	GFC ($/MMBtu)	AGBLHR (Btu/kWh)	ACF	NEO (kWh)	Month	Henry Hub Index ($/MMBtu)	Index Multiplier	Adder for 2020	Gas Fuel Cost ($/MMBtu for 2020)
Jan-20	744.0	0	0	0	8.282	7,671	1.035159	0	Jan-20	2.158	1.1500	5.8000	8.2817
Feb-20	672.0	0	0	0	7.959	7,671	1.035159	0	Feb-20	1.877	1.1500	5.8000	7.9586
Mar-20	744.0	0	0	0	7.894	7,671	1.035159	0	Mar-20	1.821	1.1500	5.8000	7.8942
Apr-20	720.0	0	0	0	7.679	7,671	1.035159	0	Apr-20	1.634	1.1500	5.8000	7.6791
May-20	744.0	0	0	0	7.863	7,671	1.035159	0	May-20	1.794	1.1500	5.8000	7.8631
Jun-20	720.0	0	0	0	7.780	7,671	1.035159	0	Jun-20	1.722	1.1500	5.8000	7.7803
Jul-20	744.0	0	0	0	7.519	7,671	1.035159	0	Jul-20	1.495	1.1500	5.8000	7.5193
Aug-20	744.0	0	0	0	7.932	7,671	1.035159	0	Aug-20	1.854	1.1500	5.8000	7.9321
Sep-20	720.0	0	0	0	8.766	7,671	1.035159	0	Sep-20	2.579	1.1500	5.8000	8.7659
Oct-20	744.0	203,836.50	775,776	750,967	8.2162	7,671	1.03308005	97,892,729	Oct-20	2.101	1.1500	5.8000	8.2162
Nov-20	720.0	631,342.65	2,318,353	2,250,066	9.2454	7,671	1.03208422	292,827,921	Nov-20	2.996	1.1500	5.8000	9.2454
Dec-20	744.0	641,501.74	2,383,143	2,312,883	9.1304	7,671	1.03515906	300,117,298	Dec-20	2.896	1.1500	5.8000	9.1304

[redacted]

oElectrica L.P.
àR PPOA
nt Rate Adjustment Calculation Example
nts assumed for example calculation:

Dependable Capacity	=	530	MW
Contract Year	=	2022	
FCEF	=	1.061208	
Gas Fuel Cost (GFC)	=	7.0	$/MMBTU
AGBLHR	=	7650	BTU/kWh
ACF	=	1.02	

Note: EAF Rounding to one decimal place applied. All other calculations should be rounded to eight decimal places.

HRA($) = (GFU - AGU) X FC GFU(MMBTU) = (AGBLHR X ACF) X NEO / 10^6

HRA ($)	12[MS] EAF	EAAF	AAAF	GFU (MMBTU)	AGU (MMBTU)	FC ($/MMBTU)	AGBLHR (BTU/kWh)	ACF	NEO (kWh)
(53,493)	95.0%	130.0%	29.0%	2,598,253	2,605,895	7.0	7650	1.02	329,651,520
285,824)	94.0%	115.5%	14.5%	2,570,903	2,611,735	7.0	7650	1.02	326,181,504
178,049	93.0%	101.0%	0.0%	2,543,553	2,518,118	7.0	7650	1.02	322,711,488
(51,804)	92.0%	99.8%	0.0%	2,516,203	2,523,604	7.0	7650	1.02	319,241,472
174,220	91.0%	98.5%	0.0%	2,488,853	2,463,965	7.0	7650	1.02	315,771,456
(50,678)	90.0%	97.3%	0.0%	2,461,503	2,468,743	7.0	7650	1.02	312,301,440
170,391	89.0%	96.0%	0.0%	2,434,153	2,409,812	7.0	7650	1.02	308,831,424
(49,552)	88.0%	94.5%	0.0%	2,406,803	2,413,882	7.0	7650	1.02	305,361,408
166,562	87.0%	93.0%	0.0%	2,379,453	2,355,659	7.0	7650	1.02	301,891,392
(48,426)	86.0%	91.5%	0.0%	2,352,103	2,359,021	7.0	7650	1.02	298,421,376

EcoEléctrica, L.P.
New Billing Model Template (worksheet to calculate EcoElectrica bill)
Summary Page

		Units	Source of Calculation
Meter Reading Data	**January-21**		
Date of Reading	1/31/2021		
Date of Last Reading	12/31/2020		
Billing Period	4		
Hours in Billing Period (BPH)	744		Appendix D
Capacity Factor	66.3%		Appendix B
Heat Rate Adjustment			
NEO (Net Electrical Output - kWh)	261,555,058.07		Appendix B
Actual Gas Utilization (AGU)	2,107,987	MMBtu	PREPA Fuels Office
Henry Hub Index	2.467	$/MMBtu	Appendix O
Index Multiplier	1.1500	factor	Appendix O
Adder for 2020	5.7000	$/MMBtu	Appendix O
Gas Fuel Cost (GFC)	8.5371	$/MMBtu	Appendix O
Average Correction Factor (ACF)	1.08292345	factor	Appendix B
Adjusted Guaranteed Baseload Heat Rate (AGBLHR)	7,671	Btu/kWh	Appendix N
Heat Rate Adjustment (HRA)	**553,020.79**	**$/month**	**Appendix O**

Capacity Payment		Units	Source of Calculation
Dependable Capacity (DPC)	530,000	kW	Appendix C
12-Month Equivalent Availability Factor (EAF)	96.90%	factor	Appendix D
Equivalent Availability Adjustment Factor (EAAF)	130.00%	factor	Appendix D
Force Majeure Adjustment Factor (FMAF)	1.0000	factor	Appendix D
Capacity Purchase Price (CPP)	27.16680297	$/kW-month	Appendix C
Demand Charge (DC)	22.4944	$/kW-month	Appendix C
Capacity Payment Discount (CPD)	17.7515	$/kW-month	Appendix C
Demand Charge Escalation Factor (DCEF)	1.04040000	factor	Appendix C
Fixed O&M Charge (FOMC)	15.3500	$/kW-month	Appendix C
Fixed Cost Escalation Factor (FCEF)	1.03068150	factor	Appendix C
Equivalent Grid Forced Majeure Hours (EGFMH)	0	hours	Appendix D
Additional Availability Adjustment Factor (AAAF)	29.00%	factor	Appendix D
Capacity Payment (CP)	**14,398,405.57**	**$/month**	**Appendix C**

Start-up Payment		Units	Source of Calculation
Number of Cold Starts (NCS)	0		Appendix G
Number of Warm Starts (NWS)	0		Appendix G
Number of Hot Starts (NHS)	0		Appendix G
Cost per Cold Start ($CS)	$25,095.73	$/start (cold)	$ 24,348.68 x FCEF
Cost per Warm Start ($WS)	$15,684.84	$/start (warm)	$ 15,217.93 x FCEF
Cost per Hot Start ($HS)	$6,273.93	$/start (hot)	$ 6,087.17 x FCEF
Applicable Demand Charge	0		Appendix G
Monthly Start-Up Reimbursement (MSUR)	**$0.00**	**$/month**	**Appendix G**

Peaking Rate Energy		Units	Source of Calculation
Peaking Energy Price ($/kWh)	$0.0320	$/kWh	$0.0308/kWh x DCEF
Applicable kWh	21,032.73	kWh	Appendix B
Peaking Energy Price Payment	**$673.98**	**$/month**	

Total Charges:	**$14,952,100.34**	**$/month**	
Payment Due Date:	19-Mar-21		

Preparado por y Cotejado:

Roberto Rivera Medina, Ingeniero Gerencial
Planificación y Estudios Sistemas de Generación

Miguel Irizarry Silvestrini, Superintendente
Generación y Proyectos de Energía Renovable

Aprobado por:

Alfonso Baretty Huertas, Director Interino
Planificación y Protección Ambiental

Appendix B - Fuel Cost Correction Curve

Variable	Name	Ideal State Assumes Convection Factor State
HMT	Permissible Fuel to be Mixed	Mixed= 0
	Tested Capacity	Hours in Period = 744
	Tested Heat Rate	Month Period = 100.00%
	Available Capacity	Dispatch Factor = 44.33%
FCCC	Fuel Cost Correction Curve	Capacity Factor = 44.33%
		FCF (Average)
FCC	Percent of Dependable Capacity	Correction Factor = 1.082623

i	hour

SCO	Seller's Capacity Output
FCCF	Fuel Cost Correction Factor
BHR	Base Load Heat Rate (Btu/kWh)
MO	Monthly Ideal State at that hour (e.g. month 1)
n	Each Load Pattern

Operation Mode	Configuration
1	1CT-OC
2	2CT-SS
3	3CT-CC
4	2CT-CC
5	1CT-SS/2CT-CC

SYYY - YYT Simple Cycle
FCCC - 2CT Simple Cycle
FCCC - 1CT + ST Combination
FCCC - 2CT + ST Combination
FCCC - 1CT + ST Comb. + 1 CT Simple

Period Hour	NEO ajusted for Forced Outage	Evaporative Losses CEMAC	NEO ajusted for Start-up Outage	Date	Hour	DPC (Dependable Capacity)	Availability Capacity	From E/F File (Col G x plus	From E/F File (Col G) On (summation with carry over to EA)/app	From E/F File (Col G) EOH (use IF statement to calculate EOH)	Dispatch Factor	Operation Mode	From E/F File (Col G)	Operation Mode	FCCF - Operating Mode 1	FCCF - Operating Mode 2	FCCF - Operating Mode 3	FCCF - Operating Mode 4	FCCF - Operating Mode 5	FCCF (LNG Curve, for hourly operating mode)	Weighted NEO = NEO(i) x(i)	ACF = FCCF*Weighted NEO	ACF Check
1	427 861.49	0	427 861.49	01/01	100	630 000.00	330 000.00	0.0000	0.0000	66.43%	4	0.0000	1.4354	0.0000	1.0949	1.3051	1.0949	0.0000	0.9013294	0.0014	370 156.91		
2	389 991.54	0	389 991.54	01/01	200	630 000.00	330 000.00	0.0000	0.0000	63.37%	4	0.0000	1.4138	1.0163	1.0759	1.3152	1.0759	0.0000	0.9013869	0.0014	351 554.05		
3	363 119.31	0	363 119.31	01/01	300	630 000.00	330 000.00	0.0000	0.0000	63.79%	4	0.0000	1.4201	1.0252	1.0793	1.3199	1.0793	0.0000	0.9014757	0.0014	347 870.74		
4	370 766.63	0	370 766.63	01/01	400	630 000.00	330 000.00	0.0000	0.0000	64.44%	4	0.0000	1.4308	1.0370	1.0850	1.3268	1.0850	0.0000	0.9015645	0.0014	349 746.80		
5	370 141.69	0	370 141.69	01/01	500	630 000.00	330 000.00	0.0000	0.0000	51.91%	4	0.0000	1.3259	1.0727	1.1162	1.4062	1.1162	0.0000	0.9016352	0.0013	307 667.33		
6	371 484.56	0	371 484.56	01/01	600	630 000.00	330 000.00	0.0000	0.0000	52.52%	4	0.0000	1.3355	1.0866	1.1252	1.4183	1.1252	0.0000	0.9017059	0.0013	309 662.00		
7	357 864.56	0	357 864.56	01/01	700	630 000.00	330 000.00	0.0000	0.0000	57.77%	4	0.0000	1.4196	1.1445	1.1852	1.4934	1.1852	0.0000	0.9017682	0.0013	320 616.02		
8	374 567.41	0	374 567.41	01/01	800	630 000.00	330 000.00	0.0000	0.0000	61.75%	4	0.0000	1.4343	1.0754	1.1182	1.4577	1.1182	0.0000	0.9018464	0.0013	336 660.03		
9	299 529.58	0	299 529.58	01/01	900	630 000.00	330 000.00	0.0000	0.0000	56.32%	4	0.0000	1.4153	1.0480	1.0884	1.4232	1.0884	0.0000	0.9019153	0.0013	329 510.47		
10	325 669.75	0	325 669.75	01/01	1000	630 000.00	330 000.00	0.0000	0.0000	61.45%	4	0.0000	1.4344	1.0216	1.0792	1.3274	1.0792	0.0000	0.9019762	0.0013	351 477.01		
11	346 568.73	0	346 568.73	01/01	1100	630 000.00	330 000.00	0.0000	0.0000	57.44%	4	0.0000	1.4196	1.0442	1.0844	1.4178	1.0844	0.0000	0.9020371	0.0013	312 596.85		
12	346 568.73	0	346 568.73	01/01	1200	630 000.00	330 000.00	0.0000	0.0000	57.44%	4	0.0000	1.4196	1.0442	1.0844	1.4178	1.0844	0.0000	0.9021005	0.0013	312 596.85		
13	295 858.96	0	295 858.96	01/01	1300	630 000.00	330 000.00	0.0000	0.0000	55.82%	4	0.0000	1.4791	1.0517	1.1013	1.3691	1.1013	0.0000	0.9021312	0.0012	325 829.65		
14	293 814.49	0	293 814.49	01/01	1400	630 000.00	330 000.00	0.0000	0.0000	54.87%	4	0.0000	1.4834	1.0566	1.1053	1.3735	1.1053	0.0000	0.9021729	0.0012	321 452.96		
15	304 514.36	0	304 514.36	01/01	1500	630 000.00	330 000.00	0.0000	0.0000	57.68%	4	0.0000	1.4730	1.0430	1.0946	1.3556	1.0946	0.0000	0.9022423	0.0013	333 329.60		
16	307 864.56	0	307 864.56	01/01	1600	630 000.00	330 000.00	0.0000	0.0000	58.31%	4	0.0000	1.4759	1.0471	1.0988	1.3609	1.0988	0.0000	0.9023117	0.0013	336 660.03		
17	360 142.76	0	360 142.76	01/01	1700	630 000.00	330 000.00	0.0000	0.0000	77.76%	4	0.0000	1.4203	1.0253	1.0803	1.3202	1.0803	0.0000	0.9023754	0.0015	401 884.93		
18	402 350.94	0	402 330.94	01/01	1800	630 000.00	330 000.00	0.0000	0.0000	75.91%	4	0.0000	0.0000	0.0000	0.0395	1.2833	1.0395	0.0000	0.9023384	0.0016	416 240.49		
19	337 297.56	0	337 297.56	01/01	1900	630 000.00	330 000.00	0.0000	0.0000	63.61%	4	0.0000	0.0000	0.0000	0.0275	1.2676	1.0275	0.0000	0.9024886	0.0017	451 983.89		
20	449 776.49	0	449 776.49	01/01	2000	630 000.00	330 000.00	0.0000	0.0000	84.85%	4	0.0000	0.0000	0.0000	0.0432	1.3142	1.0432	0.0000	0.9024766	0.0017	402 761.46		
21	454 764.53	0	454 764.53	01/01	2100	630 000.00	330 000.00	0.0000	0.0000	85.77%	4	0.0000	0.0000	0.0000	0.0372	1.3053	1.0372	0.0000	0.9025388	0.0017	400 909.38		
22	435 059.21	0	435 059.21	01/01	2200	630 000.00	330 000.00	0.0000	0.0000	82.08%	4	0.0000	0.0000	0.0000	0.0208	1.2801	1.0208	0.0000	0.9026633	0.0017	464 668.63		
23	435 059.21	0	435 059.21	01/01	2300	630 000.00	330 000.00	0.0000	0.0000	82.08%	4	0.0000	0.0000	0.0000	0.0208	1.2801	1.0208	0.0000	0.9027879	0.0017	464 668.63		
24	455 585.54	0	455 585.54	01/01	2400	630 000.00	330 000.00	0.0000	0.0000	85.96%	4	0.0000	0.0000	0.0000	0.0368	1.3050	1.0368	0.0000	0.9028885	0.0017	410 487.49		
25	399 973.63	0	399 973.63	01/01	2500	630 000.00	330 000.00	0.0000	0.0000	73.31%	4	0.0000	0.0000	0.0000	0.0413	1.3065	1.0413	0.0000	0.9029857	0.0015	404 616.61		
26	399 973.63	0	399 973.63	01/01	2600	630 000.00	330 000.00	0.0000	0.0000	73.31%	4	0.0000	0.0000	0.0000	0.0413	1.3065	1.0413	0.0000	0.9030828	0.0015	404 616.61		
27	375 373.60	0	375 373.60	01/01	2700	630 000.00	330 000.00	0.0000	0.0000	76.56%	4	0.0000	0.0000	0.0000	0.0481	1.3151	1.0481	0.0000	0.9031799	0.0015	380 470.59		
28	380 966.66	0	380 966.66	01/01	2800	630 000.00	330 000.00	0.0000	0.0000	77.56%	4	0.0000	0.0000	0.0000	0.0481	1.3165	1.0481	0.0000	0.9032770	0.0015	385 563.59		
29	403 009.19	0	403 009.19	01/01	2900	630 000.00	330 000.00	0.0000	0.0000	81.75%	4	0.0000	0.0000	0.0000	0.0316	1.3211	1.0316	0.0000	0.9033677	0.0015	407 342.19		
30	460 653.60	0	460 653.60	01/01	3000	630 000.00	330 000.00	0.0000	0.0000	87.86%	4	0.0000	0.0000	0.0000	0.0109	1.3105	1.0109	0.0000	0.9034765	0.0018	470 665.50		
31	460 653.60	0	460 653.60	01/01	3100	630 000.00	330 000.00	0.0000	0.0000	87.86%	4	0.0000	0.0000	0.0000	0.0109	1.3105	1.0109	0.0000	0.9035853	0.0018	470 665.50		
32	471 714.47	0	471 714.47	01/01	3200	630 000.00	330 000.00	0.0000	0.0000	89.86%	4	0.0000	0.0000	0.0000	0.0263	1.3165	1.0263	0.0000	0.9036870	0.0018	484 337.77		
33	405 164.96	0	405 164.96	01/01	2300	630 000.00	330 000.00	0.0000	0.0000	76.52%	4	0.0000	0.0000	0.0000	0.0331	1.3034	1.0331	0.0000	0.9037906	0.0016	418 959.62		
34	349 210.26	0	349 210.26	01/01	2400	630 000.00	330 000.00	0.0000	0.0000	65.70%	4	0.0000	0.0000	0.0000	0.0643	1.3092	1.0643	0.0000	0.9038844	0.0014	370 609.61		
35	352 499.64	0	352 499.64	01/01	2500	630 000.00	330 000.00	0.0000	0.0000	66.51%	4	0.0000	0.0000	0.0000	0.0316	1.3016	1.0316	0.0000	0.9039782	0.0014	374 216.76		
36	339 998.98	0	339 998.98	01/01	2600	630 000.00	330 000.00	0.0000	0.0000	62.97%	4	0.0000	0.0000	0.0000	0.0536	1.3143	1.0536	0.0000	0.9040720	0.0014	367 885.77		
37	367 663.55	0	367 663.55	01/01	2700	630 000.00	330 000.00	0.0000	0.0000	69.34%	4	0.0000	0.0000	0.0000	0.0316	1.3016	1.0316	0.0000	0.9041658	0.0015	397 570.99		
38	342 488.64	0	342 488.64	01/01	2800	630 000.00	330 000.00	0.0000	0.0000	64.63%	4	0.0000	0.0000	0.0000	0.0316	1.3016	1.0316	0.0000	0.9042596	0.0014	370 468.61		
39	342 488.64	0	342 488.64	01/01	2900	630 000.00	330 000.00	0.0000	0.0000	64.63%	4	0.0000	0.0000	0.0000	0.0316	1.3016	1.0316	0.0000	0.9043534	0.0014	370 468.61		
40	342 488.64	0	342 488.64	01/01	3000	630 000.00	330 000.00	0.0000	0.0000	64.63%	4	0.0000	0.0000	0.0000	0.0316	1.3016	1.0316	0.0000	0.9044472	0.0014	370 468.61		
41	342 488.64	0	342 488.64	01/01	3100	630 000.00	330 000.00	0.0000	0.0000	64.63%	4	0.0000	0.0000	0.0000	0.0316	1.3016	1.0316	0.0000	0.9045410	0.0014	370 468.61		
42	342 488.64	0	342 488.64	01/01	3200	630 000.00	330 000.00	0.0000	0.0000	64.63%	4	0.0000	0.0000	0.0000	0.0316	1.3016	1.0316	0.0000	0.9046348	0.0014	370 468.61		
43	342 488.64	0	342 488.64	01/01	2300	630 000.00	330 000.00	0.0000	0.0000	64.63%	4	0.0000	0.0000	0.0000	0.0316	1.3016	1.0316	0.0000	0.9047286	0.0014	370 468.61		
44	342 488.64	0	342 488.64	01/01	2400	630 000.00	330 000.00	0.0000	0.0000	64.63%	4	0.0000	0.0000	0.0000	0.0316	1.3016	1.0316	0.0000	0.9048224	0.0014	370 468.61		
45	342 488.64	0	342 488.64	01/01	2500	630 000.00	330 000.00	0.0000	0.0000	64.63%	4	0.0000	0.0000	0.0000	0.0316	1.3016	1.0316	0.0000	0.9049162	0.0014	370 468.61		
46	374 714.47	0	374 714.47	01/01	2600	630 000.00	330 000.00	0.0000	0.0000	70.69%	4	0.0000	0.0000	0.0000	0.0263	1.3165	1.0263	0.0000	0.9050100	0.0015	384 631.58		
47	405 164.96	0	405 164.96	01/01	2300	630 000.00	330 000.00	0.0000	0.0000	76.52%	4	0.0000	0.0000	0.0000	0.0331	1.3034	1.0331	0.0000	0.9051004	0.0016	418 959.62		
48	349 210.26	0	349 210.26	01/01	2400	630 000.00	330 000.00	0.0000	0.0000	65.70%	4	0.0000	0.0000	0.0000	0.0643	1.3092	1.0643	0.0000	0.9051908	0.0014	370 609.61		
49	370 014.47	0	370 014.47	01/01	2500	630 000.00	330 000.00	0.0000	0.0000	69.86%	4	0.0000	0.0000	0.0000	0.0263	1.3165	1.0263	0.0000	0.9052812	0.0015	384 697.58		
50	354 611.27	0	354 611.27	01/01	2600	630 000.00	330 000.00	0.0000	0.0000	67.47%	4	0.0000	0.0000	0.0000	0.0263	1.3165	1.0263	0.0000	0.9053716	0.0014	368 647.58		
51	354 611.27	0	354 611.27	01/01	2700	630 000.00	330 000.00	0.0000	0.0000	67.47%	4	0.0000	0.0000	0.0000	0.0263	1.3165	1.0263	0.0000	0.9054620	0.0014	368 647.58		
52	273 854.79	0	273 854.79	01/01	2400	630 000.00	330 000.00	0.0000	0.0000	51.58%	4	0.0000	0.0000	0.0000	0.0331	1.3034	1.0331	0.0000	0.9055524	0.0012	306 119.26		
53	382 419.84	0	382 419.84	01/01	2500	630 000.00	330 000.00	0.0000	0.0000	72.74%	4	0.0000	0.0000	0.0000	0.0263	1.3165	1.0263	0.0000	0.9056428	0.0015	392 626.61		
54	369 827.54	0	369 827.54	01/01	2600	630 000.00	330 000.00	0.0000	0.0000	68.56%	4	0.0000	0.0000	0.0000	0.0263	1.3165	1.0263	0.0000	0.9057332	0.0014	379 503.61		
55	311 521.53	0	311 521.53	01/01	2700	630 000.00	330 000.00	0.0000	0.0000	58.78%	4	0.0000	0.0000	0.0000	0.0263	1.3165	1.0263	0.0000	0.9058236	0.0013	319 966.94		
56	261 063.73	0	261 063.73	01/01	800	630 000.00	330 000.00	0.0000	0.0000	53.05%	4	0.0000	1.4910	1.0667	1.1132	1.3955	1.1132	0.0000	0.9059748	0.0012	312 969.21		
57	261 063.73	0	261 063.73	01/01	900	630 000.00	330 000.00	0.0000	0.0000	53.05%	4	0.0000	1.4910	1.0667	1.1132	1.3955	1.1132	0.0000	0.9060748	0.0012	312 969.21		
58	376 166.27	0	376 166.27	01/01	1000	630 000.00	330 000.00	0.0000	0.0000	76.45%	4	0.0000	0.0000	0.0000	0.0481	1.3151	1.0481	0.0000	0.9061749	0.0015	451 642.27		
59	386 970.45	0	386 970.45	01/01	1100	630 000.00	330 000.00	0.0000	0.0000	78.65%	4	0.0000	0.0000	0.0000	0.0481	1.3165	1.0481	0.0000	0.9062750	0.0015	464 616.61		
60	369 113.59	0	369 113.59	01/01	1200	630 000.00	330 000.00	0.0000	0.0000	75.03%	4	0.0000	0.0000	0.0000	0.0481	1.3151	1.0481	0.0000	0.9063751	0.0015	443 013.87		
61	341 492.54	0	341 492.54	01/01	1300	630 000.00	330 000.00	0.0000	0.0000	69.43%	4	0.0000	1.4641	1.0057	1.0686	1.3108	1.0686	0.0000	0.9064757	0.0014	364 919.62		
62	341 492.54	0	341 492.54	01/01	1400	630 000.00	330 000.00	0.0000	0.0000	69.43%	4	0.0000	1.4641	1.0057	1.0686	1.3108	1.0686	0.0000	0.9065763	0.0014	364 919.62		
63	360 766.14	0	360 766.14	01/01	1500	630 000.00	330 000.00	0.0000	0.0000	73.33%	4	0.0000	0.0316	1.0316	1.0411	1.3211	1.0316	0.0000	0.9066769	0.0015	385 668.07		
64	365 938.20	0	365 938.20	01/01	1600	630 000.00	330 000.00	0.0000	0.0000	74.41%	4	0.0000	0.0000	0.0000	0.0376	1.3035	1.0376	0.0000	0.9067776	0.0015	410 639.00		
65	383 765.74	0	383 765.74	01/01	1700	630 000.00	330 000.00	0.0000	0.0000	74.28%	4	0.0000	0.0000	0.0000	0.0387	1.3087	1.0387	0.0000	0.9068784	0.0015	410 654.68		
66	360 963.58	0	360 963.58	01/01	1800	630 000.00	330 000.00	0.0000	0.0000	74.66%	4	0.0000	0.0000	0.0000	0.0453	1.3053	1.0453	0.0000	0.9069792	0.0015	398 110.44		
67	349 210.26	0	349 210.26	01/01	1900	630 000.00	330 000.00	0.0000	0.0000	65.70%	4	0.0000	0.0000	0.0000	0.0643	1.3092	1.0643	0.0000	0.9070800	0.0014	370 609.61		
68	422 502.40	0	422 502.40	01/01	2100	630 000.00	330 000.00	0.0000	0.0000	81.23%	4	0.0000	0.0000	0.0000	0.0225	1.3098	1.0225	0.0000	0.9071808	0.0017	440 196.20		
69	422 502.40	0	422 502.40	01/01	2100	630 000.00	330 000.00	0.0000	0.0000	81.23%	4	0.0000	0.0000	0.0000	0.0225	1.3098	1.0225	0.0000	0.9072816	0.0017	440 196.20		
70	414 597.07	0	414 597.07	01/01	2200	630 000.00	330 000.00	0.0000	0.0000	84.11%	4	0.0000	0.0000	0.0000	0.0263	1.3165	1.0263	0.0000	0.9073824	0.0017	425 463.48		
71	414 864.44	0	414 864.44	01/01	2300	630 000.00	330 000.00	0.0000	0.0000	80.62%	4	0.0000	0.0000	0.0000	0.0062	1.3101	1.0062	0.0000	0.9074832	0.0017	425 463.48		
72	397 180.79	0	397 180.79	01/01	1600	630 000.00	330 000.00	0.0000	0.0000	77.21%	4	0.0000	0.0000	0.0000	0.0263	1.3165	1.0263	0.0000	0.9075840	0.0016	411 892.46		
73	368 207.99	0	368 207.99	01/01	100	630 000.00	330 000.00	0.0000	0.0000	69.47%	4	0.0000	0.0000	0.0000	0.0523	1.3017	1.0523	0.0000	0.9076848	0.0016	387 488.95		
74	368 207.99	0	368 207.99	01/01	200	630 000.00	330 000.00	0.0000	0.0000	69.47%	4	0.0000	0.0000	0.0000	0.0523	1.3017	1.0523	0.0000	0.9077856	0.0016	387 488.95		
75	383 864.56	0	383 864.56	01/01	300	630 000.00	330 000.00	0.0000	0.0000	72.47%	4	0.0000	0.0000	0.0000	0.0481	1.3165	1.0481	0.0000	0.9078864	0.0016	397 800.32		
76	384 891.68	0	384 891.68	01/01	400	630 000.00	330 000.00	0.0000	0.0000	72.66%	4	0.0000	0.0000	0.0000	0.0481	1.3151	1.0481	0.0000	0.9079872	0.0016	399 514.64		
77	284 473.00	0	284 473.00	01/01	500	630 000.00	330 000.00	0.0000	0.0000	53.70%	4	0.0000	1.4903	1.0251	1.1034	1.3714	1.1034	0.0000	0.9081296	0.0012	324 626.41		
78	327 522.65	0	327 522.65	01/01	600	630 000.00	330 000.00	0.0000	0.0000	61.80%	4	0.0000	1.4641	1.0398	1.0760	1.3252	1.0760	0.0000	0.9082323	0.0013	353 056.07		
79	327 522.65	0	327 522.65	01/01	700	630 000.00	330 000.00	0.0000	0.0000	61.80%	4	0.0000	1.4641	1.0398	1.0760	1.3252	1.0760	0.0000	0.9083350	0.0013	353 056.07		
80	369 703.68	0	369 703.68	01/01	800	630 000.00	330 000.00	0.0000	0.0000	69.75%	4	0.0000	1.4458	1.0144	1.0458	1.3058	1.0458	0.0000	0.9084377	0.0014	386 471.61		
81	418 671.67	0	418 671.67	01/01	900	630 000.00	330 000.00	0.0000	0.0000	78.99%	4	0.0000	0.0000	0.0000	0.0273	1.3056	1.0273	0.0000	0.9085808	0.0016	430 090.15		
82	407 915.99	0	407 915.99	01/01	1000	630 000.00	330 000.00	0.0000	0.0000	76.99%	4	0.0000	0.0000	0.0000	0.0330	1.3035	1.0330	0.0000	0.9086839	0.0015	420 662.71		
83	434 003.66	0	434 003.66	01/01	1100	630 000.00	330 000.00	0.0000	0.0000	81.56%	4	0.0000	0.0000	0.0000	0.0054	1.3054	1.0054	0.0000	0.9087870	0.0016	445 489.71		
84	434 003.66	0	434 003.66	01/01	1200	630 000.00	330 000.00	0.0000	0.0000	81.56%	4	0.0000	0.0000	0.0000	0.0054	1.3054	1.0054	0.0000	0.9088901	0.0016	445 489.71		
85	403 273.44	0	403 273.44	01/01	1300	630 000.00	330 000.00	0.0000	0.0000	82.64%	4	0.0000	0.0000	0.0000	0.0278	1.3078	1.0278	0.0000	0.9089868	0.0017	414 174.78		
86	448 450.40	0	448 450.40	01/01	1400	630 000.00	330 000.00	0.0000	0.0000	84.61%	4	0.0000	0.0000	0.0000	0.0161	1.3056	1.0161	0.0000	0.9090835	0.0017	460 456.61		
87	446 782.73	0	446 782.73	01/01	1500	630 000.00	330 000.00	0.0000	0.0000	84.30%	4	0.0000	0.0000	0.0000	0.0161	1.3042	1.0161	0.0000	0.9091802	0.0017	458 940.94		
88	456 077.79	0	456 077.79	01/01	1600	630 000.00	330 000.00	0.0000	0.0000	86.04%	4	0.0000	0.0000	0.0000	0.0161	1.3042	1.0161	0.0000	0.9092769	0.0017	468 661.26		
89	395 520.64	0	395 520.64	01/01	1700	630 000.00	330 000.00	0.0000	0.0000	74.67%	4	0.0000	0.0000	0.0000	0.0379	1.3079	1.0379	0.0000	0.9093735	0.0016	406 486.49		
90	356 151.93	0	356 151.93	01/01	1800	630 000.00	330 000.00	0.0000	0.0000	67.20%	4	0.0000	1.4994	0.0000	0.9384	1.2869	1.0384	0.0000	0.9094702	0.0014	377 308.33		
91	356 151.93	0	356 151.93	01/01	1900	630 000.00	330 000.00	0.0000	0.0000	67.20%	4	0.0000	1.4994	0.0000	0.9384	1.2869	1.0384	0.0000	0.9095669	0.0014	377 308.33		
92	454 420.63	0	454 420.63	01/01	2000	630 000.00	330 000.00	0.0000	0.0000	85.77%	4	0.0000	0.0000	0.0000	0.0263	1.3165	1.0263	0.0000	0.9096636	0.0017	481 179.70		
93	439 522.79	0	439 522.79	01/01	2100	630 000.00	330 000.00	0.0000	0.0000	80.66%	4	0.0000	0.0000	0.0000	0.0223	1.3091	1.0223	0.0000	0.9097604	0.0017	438 510.65		
94	450 367.05	0	450 367.05	01/01	2200	630 000.00	330 000.00	0.0000	0.0000	85.92%	4	0.0000	0.0000	0.0000	0.0139	1.3139	1.0139	0.0000	0.9098571	0.0017	461 642.62		
95	420 781.77	0	420 781.77	01/01	2300	630 000.00	330 000.00	0.0000	0.0000	79.39%	4	0.0000	0.0000	0.0000	0.0364	1.3062	1.0364	0.0000	0.9099599	0.0017	431 995.59		
96	420 781.77	0	420 781.77	01/01	2400	630 000.00	330 000.00	0.0000	0.0000	79.39%	4	0.0000	0.0000	0.0000	0.0364	1.3062	1.0364	0.0000	0.9100627	0.0017	431 995.59		
97	384 402.70	0	384 402.70	01/01	2500	630 000.00	330 000.00	0.0000	0.0000	72.51%	4	0.0000	0.0000	0.0000	0.0481	1.3165	1.0481	0.0000	0.9101655	0.0015	403 622.71		
98	384 402.70	0	384 402.70	01/01	2600	630 000.00	330 000.00	0.0000	0.0000	74.28%	4	0.0000	0.0000	0.0000	0.0389	1.3097	1.0389	0.0000	0.9102684	0.0016	408 750.41		
99	389 339.84	0	389 339.84	01/01	2700	630 000.00	330 000.00	0.0000	0.0000	75.24%	4	0.0000	0.0000	0.0000	0.0517	1.3011	1.0517	0.0000	0.9103712	0.0016	408 812.39		
100	367 453.71	0	367 453.71	01/01	2800	630 000.00	330 000.00	0.0000	0.0000	69.78%	4	0.0000	0.0000	0.0000	0.0054	1.3054	1.0054	0.0000	0.9104741

| | | |

| | | |

Appendix C - Capacity Payment Calculation

Variable	Value (example)	Source
CAF	0.9132	Declared by Generator in Form 1
CIP	1,168,151	Declared by Generator in Form 1
CPI	37.238823	Declared by Generator in Form 1
CAF	91.3511	Declared by Generator in Form 1
FOMC	15.3031	Form G4A Comp
FOM	17.7874	Declared by Generator in Form 1
INTM	1.1414	Declared by Generator in Form 1
ETM	1.1521	Declared by Generator in Form 1

Month	CP ($)	CPP ($/kW month)	EPC ($/l)	DC ($/kW month)	CPO ($/kW month)	OCEF	FOMC	FCEF	PMAT = [MPh / PMAXd] x MMxi	MPh	RDPMh = DPMh/X MMxi	DTMh = DMh x MMxi	EAF (12 month)	EMAT	AMAF
Jan-19	1,168,151.00	127.9843	0.0428	114.8443	114.8443	1.1000	15.3031	1.1000	1.0000	744	0.00	0.00	99.99%	99.99%	99.99%

Declared in Annexure F1 | Declared in Annexure F1 | Declared in Annexure F1 | Declared in Annexure F1 | Declared in Annexure F1 | Declared in Annexure F1

Declared by Generator in Form 1 (Annexure F1)

Declared by Generator in Annexure F1

Declared by Generator in Annexure F1

Declared by Generator in Annexure F1

Appendix D - EAF and AAAF Calculation Examples

Variable	Value for Month	Name
Month	Jan-21	
BPH	744	Hours in Billing Period (partial)
PH	744	Period Hours (partial)
EDH	6.30	Equivalent Derated Hours
OH	0.00	Outage Hours
FMAF	1.0000	Force Majeure Adjustment Factor
EGFMH	0	Equivalent Grid Force Majeure Hours
ETFMH	0	Equivalent Total Force Majeure Hours
EAF (12-month)	96.90%	Equivalent Availability Factor
EAAF	130.00%	Equivalent Availability Adjustment Factor
AAAF	29.00%	Additional Availability Adjustment Factor

Note: Values shaded in green are read from row below shaded in green

* Cap only applies to Oct., Nov., and Dec. 2020)

Month	EDH (from App B)	OH (from App B)	EDH + OH	Hours in Month	GFMH	Carry-Over EFMH	EFMH	Interim FMAF	Capped EMFH	Recalculated FMAF	Excess EFMH	Carry Over EFMH (under	Excess Over 1930	Corrected EFMH	Over 1930 FMAF	Carry Over EFMH	FMAF	Carry Over EFMH	DRC	ASC	EGFMH = GFMH x ((DRC-ASC)/DRC)	ETFMH = EFMH + EGFMH	EAF this Period	12-month EAF	AAAF, No Cap Included	EAAF (per App. C, Sec. ii)	Adjusted EAAF (Adding in	Adjusted AAAF, Including
Jan-19	2.90	0.00	2.90	744.0	0.00	0.00	0.00	1.0000	0.00	1.0000	0.00	0.00	0.00	0.00	0.00	0.00	1.0000	0.00	530,000	530,000	0.0	0.0	99.61%	89.20%	0.00%	96.3%		
Feb-19	79.30	0.00	79.30	672.0	0.00	0.00	0.00	1.0000	0.00	1.0000	0.00	0.00	0.00	0.00	0.00	0.00	1.0000	0.00	530,000	530,000	0.0	0.0	88.20%	92.00%	0.00%	99.8%		
Mar-19	144.20	0.00	144.20	744.0	0.00	0.00	0.00	1.0000	0.00	1.0000	0.00	0.00	0.00	0.00	0.00	0.00	1.0000	0.00	530,000	530,000	0.0	0.0	80.62%	90.60%	0.00%	98.0%		
Apr-19	0.00	0.00	0.00	720.0	0.00	0.00	0.00	1.0000	0.00	1.0000	0.00	0.00	0.00	0.00	0.00	0.00	1.0000	0.00	530,000	530,000	0.0	0.0	100.00%	91.00%	0.00%	98.5%		
May-19	0.00	0.00	0.00	744.0	0.00	0.00	0.00	1.0000	0.00	1.0000	0.00	0.00	0.00	0.00	0.00	0.00	1.0000	0.00	530,000	530,000	0.0	0.0	100.00%	91.00%	0.00%	98.5%		
Jun-19	0.00	0.00	0.00	720.0	0.00	0.00	0.00	1.0000	0.00	1.0000	0.00	0.00	0.00	0.00	0.00	0.00	1.0000	0.00	530,000	530,000	0.0	0.0	100.00%	91.00%	0.00%	98.5%		
Jul-19	20.10	0.00	20.10	744.0	0.00	0.00	0.00	1.0000	0.00	1.0000	0.00	0.00	0.00	0.00	0.00	0.00	1.0000	0.00	530,000	530,000	0.0	0.0	97.30%	90.80%	0.00%	98.3%		
Aug-19	0.00	0.00	0.00	744.0	0.00	0.00	0.00	1.0000	0.00	1.0000	0.00	0.00	0.00	0.00	0.00	0.00	1.0000	0.00	530,000	530,000	0.0	0.0	100.00%	93.80%	11.60%	101.0%		
Sep-19	39.20	3.00	42.20	720.0	0.00	0.00	0.00	1.0000	0.00	1.0000	0.00	0.00	0.00	0.00	0.00	0.00	1.0000	0.00	530,000	530,000	0.0	0.0	94.14%	93.30%	4.35%	101.0%		
Oct-19	0.00	0.00	0.00	744.0	0.00	0.00	0.00	1.0000	0.00	1.0000	0.00	0.00	0.00	0.00	0.00	0.00	1.0000	0.00	530,000	530,000	0.0	0.0	100.00%	93.30%	4.35%	101.0%		
Nov-19	0.00	0.00	0.00	720.0	0.00	0.00	0.00	1.0000	0.00	1.0000	0.00	0.00	0.00	0.00	0.00	0.00	1.0000	0.00	530,000	530,000	0.0	0.0	100.00%	96.00%	29.00%	101.0%		
Dec-19	0.00	0.00	0.00	744.0	0.00	0.00	0.00	1.0000	0.00	1.0000	0.00	0.00	0.00	0.00	0.00	0.00	1.0000	0.00	530,000	530,000	0.0	0.0	100.00%	96.70%	29.00%	101.0%		
Jan-20	142.60	195.00	337.60	744.0	0.00	0.00	205.80	0.7234	0.00	0.7234	0.00	0.00	0.00	0.00	0.00	0.00	0.7234	0.00	530,000	530,000	0.0	205.8	75.51%	95.10%	29.00%	101.0%		
Feb-20	191.90	9.00	200.90	696.0	0.00	0.00	0.00	1.0000	0.00	1.0000	0.00	0.00	0.00	0.00	0.00	0.00	1.0000	0.00	530,000	530,000	0.0	0.0	71.14%	93.70%	10.15%	101.0%		
Mar-20	13.60	0.00	13.60	744.0	0.00	0.00	0.00	1.0000	0.00	1.0000	0.00	0.00	0.00	0.00	0.00	0.00	1.0000	0.00	530,000	530,000	0.0	0.0	98.17%	95.20%	29.00%	101.0%		
Apr-20	0.00	0.00	0.00	720.0	0.00	0.00	0.00	1.0000	0.00	1.0000	0.00	0.00	0.00	0.00	0.00	0.00	1.0000	0.00	530,000	530,000	0.0	0.0	100.00%	95.20%	29.00%	101.0%		
May-20	4.30	0.00	4.30	744.0	0.00	0.00	0.00	1.0000	0.00	1.0000	0.00	0.00	0.00	0.00	0.00	0.00	1.0000	0.00	530,000	530,000	0.0	0.0	99.42%	95.20%	29.00%	101.0%		
Jun-20	0.10	0.00	0.10	720.0	0.00	0.00	0.00	1.0000	0.00	1.0000	0.00	0.00	0.00	0.00	0.00	0.00	1.0000	0.00	530,000	530,000	0.0	0.0	99.99%	95.20%	29.00%	101.0%		
Jul-20	0.00	0.00	0.00	744.0	0.00	0.00	0.00	1.0000	0.00	1.0000	0.00	0.00	0.00	0.00	0.00	0.00	1.0000	0.00	530,000	530,000	0.0	0.0	100.00%	95.40%	29.00%	101.0%		
Aug-20	26.10	0.00	26.10	744.0	0.00	0.00	0.00	1.0000	0.00	1.0000	0.00	0.00	0.00	0.00	0.00	0.00	1.0000	0.00	530,000	530,000	0.0	0.0	96.49%	95.10%	29.00%	101.0%		
Sep-20	3.00	0.00	3.00	720.0	0.00	0.00	0.00	1.0000	0.00	1.0000	0.00	0.00	0.00	0.00	0.00	0.00	1.0000	0.00	530,000	530,000	0.0	0.0	99.58%	95.60%	29.00%	101.0%		
Oct-20	0.00	0.00	0.00	744.0	0.00	0.00	0.00	1.0000	0.00	1.0000	0.00	0.00	0.00	0.00	0.00	0.00	1.0000	0.00	530,000	530,000	0.0	0.0	100.00%	95.60%	29.00%	101.0%	**115.0%**	**14.0%**
Nov-20	20.70	0.00	20.70	720.0	0.00	0.00	0.00	1.0000	0.00	1.0000	0.00	0.00	0.00	0.00	0.00	0.00	1.0000	0.00	530,000	530,000	0.0	0.0	97.13%	95.30%	29.00%	101.0%	**115.0%**	**14.0%**
Dec-20	0.00	0.00	0.00	744.0	0.00	0.00	0.00	1.0000	0.00	1.0000	0.00	0.00	0.00	0.00	0.00	0.00	1.0000	0.00	530,000	530,000	0.0	0.0	100.00%	95.30%	29.00%	101.0%	**115.0%**	**14.0%**
Jan-21	6.30	0.00	6.30	744.0	0.00	0.00	0.00	1.0000	0.00	1.0000	0.00	0.00	0.00	0.00	0.00	0.00	1.0000	0.00	530,000	530,000	0.0	0.0	99.15%	96.90%	29.00%	101.0%	130.0%	29.0%
Feb-21	0.00	0.00	0.00	672.0	0.00	0.00	0.00	1.0000	0.00	1.0000	0.00	0.00	0.00	0.00	0.00	0.00	1.0000	0.00	530,000	530,000	0.0	0.0	100.00%	99.20%	29.00%	101.0%	130.0%	29.0%
Mar-21	0.00	0.00	0.00	744.0	0.00	0.00	0.00	1.0000	0.00	1.0000	0.00	0.00	0.00	0.00	0.00	0.00	1.0000	0.00	530,000	530,000	0.0	0.0	100.00%	99.30%	29.00%	101.0%	130.0%	29.0%
Apr-21	0.00	0.00	0.00	720.0	0.00	0.00	0.00	1.0000	0.00	1.0000	0.00	0.00	0.00	0.00	0.00	0.00	1.0000	0.00	530,000	530,000	0.0	0.0	100.00%	99.30%	29.00%	101.0%	130.0%	29.0%
May-21	0.00	0.00	0.00	744.0	0.00	0.00	0.00	1.0000	0.00	1.0000	0.00	0.00	0.00	0.00	0.00	0.00	1.0000	0.00	530,000	530,000	0.0	0.0	100.00%	99.40%	29.00%	101.0%	130.0%	29.0%
Jun-21	0.00	0.00	0.00	720.0	0.00	0.00	0.00	1.0000	0.00	1.0000	0.00	0.00	0.00	0.00	0.00	0.00	1.0000	0.00	530,000	530,000	0.0	0.0	100.00%	99.40%	29.00%	101.0%	130.0%	29.0%
Jul-21	0.00	0.00	0.00	744.0	0.00	0.00	0.00	1.0000	0.00	1.0000	0.00	0.00	0.00	0.00	0.00	0.00	1.0000	0.00	530,000	530,000	0.0	0.0	100.00%	99.40%	29.00%	101.0%	130.0%	29.0%
Aug-21	0.00	0.00	0.00	744.0	0.00	0.00	0.00	1.0000	0.00	1.0000	0.00	0.00	0.00	0.00	0.00	0.00	1.0000	0.00	530,000	530,000	0.0	0.0	100.00%	99.70%	29.00%	101.0%	130.0%	29.0%
Sep-21	0.00	0.00	0.00	720.0	0.00	0.00	0.00	1.0000	0.00	1.0000	0.00	0.00	0.00	0.00	0.00	0.00	1.0000	0.00	530,000	530,000	0.0	0.0	100.00%	99.70%	29.00%	101.0%	130.0%	29.0%
Oct-21	0.00	0.00	0.00	744.0	0.00	0.00	0.00	1.0000	0.00	1.0000	0.00	0.00	0.00	0.00	0.00	0.00	1.0000	0.00	530,000	530,000	0.0	0.0	100.00%	99.70%	29.00%	101.0%	130.0%	29.0%
Nov-21	0.00	0.00	0.00	720.0	0.00	0.00	0.00	1.0000	0.00	1.0000	0.00	0.00	0.00	0.00	0.00	0.00	1.0000	0.00	530,000	530,000	0.0	0.0	100.00%	99.90%	29.00%	101.0%	130.0%	29.0%
Dec-21	0.00	0.00	0.00	744.0	0.00	0.00	0.00	1.0000	0.00	1.0000	0.00	0.00	0.00	0.00	0.00	0.00	1.0000	0.00	530,000	530,000	0.0	0.0	100.00%	99.90%	29.00%	101.0%	130.0%	29.0%
Jan-22	0.00	0.00	0.00	744.0	0.00	0.00	0.00	1.0000	0.00	1.0000	0.00	0.00	0.00	0.00	0.00	0.00	1.0000	0.00	530,000	530,000	0.0	0.0	100.00%	100.00%	29.00%	101.0%	130.0%	29.0%
Feb-22	0.00	0.00	0.00	672.0	0.00	0.00	0.00	1.0000	0.00	1.0000	0.00	0.00	0.00	0.00	0.00	0.00	1.0000	0.00	530,000	530,000	0.0	0.0	100.00%	100.00%	29.00%	101.0%	130.0%	29.0%
Mar-22	0.00	0.00	0.00	744.0	0.00	0.00	0.00	1.0000	0.00	1.0000	0.00	0.00	0.00	0.00	0.00	0.00	1.0000	0.00	530,000	530,000	0.0	0.0	100.00%	100.00%	29.00%	101.0%	130.0%	29.0%
Apr-22	0.00	0.00	0.00	720.0	0.00	0.00	0.00	1.0000	0.00	1.0000	0.00	0.00	0.00	0.00	0.00	0.00	1.0000	0.00	530,000	530,000	0.0	0.0	100.00%	100.00%	29.00%	101.0%	130.0%	29.0%
May-22	0.00	0.00	0.00	744.0	0.00	0.00	0.00	1.0000	0.00	1.0000	0.00	0.00	0.00	0.00	0.00	0.00	1.0000	0.00	530,000	530,000	0.0	0.0	100.00%	100.00%	29.00%	101.0%	130.0%	29.0%
Jun-22	0.00	0.00	0.00	720.0	0.00	0.00	0.00	1.0000	0.00	1.0000	0.00	0.00	0.00	0.00	0.00	0.00	1.0000	0.00	530,000	530,000	0.0	0.0	100.00%	100.00%	29.00%	101.0%	130.0%	29.0%
Jul-22	0.00	0.00	0.00	744.0	0.00	0.00	0.00	1.0000	0.00	1.0000	0.00	0.00	0.00	0.00	0.00	0.00	1.0000	0.00	530,000	530,000	0.0	0.0	100.00%	100.00%	29.00%	101.0%	130.0%	29.0%
Aug-22	0.00	0.00	0.00	744.0	0.00	0.00	0.00	1.0000	0.00	1.0000	0.00	0.00	0.00	0.00	0.00	0.00	1.0000	0.00	530,000	530,000	0.0	0.0	100.00%	100.00%	29.00%	101.0%	130.0%	29.0%
Sep-22	0.00	0.00	0.00	720.0	0.00	0.00	0.00	1.0000	0.00	1.0000	0.00	0.00	0.00	0.00	0.00	0.00	1.0000	0.00	530,000	530,000	0.0	0.0	100.00%	100.00%	29.00%	101.0%	130.0%	29.0%
Oct-22	0.00	0.00	0.00	744.0	0.00	0.00	0.00	1.0000	0.00	1.0000	0.00	0.00	0.00	0.00	0.00	0.00	1.0000	0.00	530,000	530,000	0.0	0.0	100.00%	100.00%	29.00%	101.0%	130.0%	29.0%
Nov-22	0.00	0.00	0.00	720.0	0.00	0.00	0.00	1.0000	0.00	1.0000	0.00	0.00	0.00	0.00	0.00	0.00	1.0000	0.00	530,000	530,000	0.0	0.0	100.00%	100.00%	29.00%	101.0%	130.0%	29.0%
Dec-22	0.00	0.00	0.00	744.0	0.00	0.00	0.00	1.0000	0.00	1.0000	0.00	0.00	0.00	0.00	0.00	0.00	1.0000	0.00	530,000	530,000	0.0	0.0	100.00%	100.00%	29.00%	101.0%	130.0%	29.0%
Jan-23	0.00	0.00	0.00	744.0	0.00	0.00	0.00	1.0000	0.00	1.0000	0.00	0.00	0.00	0.00	0.00	0.00	1.0000	0.00	530,000	530,000	0.0	0.0	100.00%	100.00%	29.00%	101.0%	130.0%	29.0%
Feb-23	0.00	0.00	0.00	672.0	0.00	0.00	0.00	1.0000	0.00	1.0000	0.00	0.00	0.00	0.00	0.00	0.00	1.0000	0.00	530,000	530,000	0.0	0.0	100.00%	100.00%	29.00%	101.0%	130.0%	29.0%
Mar-23	0.00	0.00	0.00	744.0	0.00	0.00	0.00	1.0000	0.00	1.0000	0.00	0.00	0.00	0.00	0.00	0.00	1.0000	0.00	530,000	530,000	0.0	0.0	100.00%	100.00%	29.00%	101.0%	130.0%	29.0%
Apr-23	0.00	0.00	0.00	720.0	0.00	0.00	0.00	1.0000	0.00	1.0000	0.00	0.00	0.00	0.00	0.00	0.00	1.0000	0.00	530,000	530,000	0.0	0.0	100.00%	100.00%	29.00%	101.0%	130.0%	29.0%
May-23	0.00	0.00	0.00	744.0	0.00	0.00	0.00	1.0000	0.00	1.0000	0.00	0.00	0.00	0.00	0.00	0.00	1.0000	0.00	530,000	530,000	0.0	0.0	100.00%	100.00%	29.00%	101.0%	130.0%	29.0%
Jun-23	0.00	0.00	0.00	720.0	0.00	0.00	0.00	1.0000	0.00	1.0000	0.00	0.00	0.00	0.00	0.00	0.00	1.0000	0.00	530,000	530,000	0.0	0.0	100.00%	100.00%	29.00%	101.0%	130.0%	29.0%
Jul-23	0.00	0.00	0.00	744.0	0.00	0.00	0.00	1.0000	0.00	1.0000	0.00	0.00	0.00	0.00	0.00	0.00	1.0000	0.00	530,000	530,000	0.0	0.0	100.00%	100.00%	29.00%	101.0%	130.0%	29.0%
Aug-23	0.00	0.00	0.00	744.0	0.00	0.00	0.00	1.0000	0.00	1.0000	0.00	0.00	0.00	0.00	0.00	0.00	1.0000	0.00	530,000	530,000	0.0	0.0	100.00%	100.00%	29.00%	101.0%	130.0%	29.0%
Sep-23	0.00	0.00	0.00	720.0	0.00	0.00	0.00	1.0000	0.00	1.0000	0.00	0.00	0.00	0.00	0.00	0.00	1.0000	0.00	530,000	530,000	0.0	0.0	100.00%	100.00%	29.00%	101.0%	130.0%	29.0%
Oct-23	0.00	0.00	0.00	744.0	0.00	0.00	0.00	1.0000	0.00	1.0000	0.00	0.00	0.00	0.00	0.00	0.00	1.0000	0.00	530,000	530,000	0.0	0.0	100.00%	100.00%	29.00%	101.0%	130.0%	29.0%
Nov-23	0.00	0.00	0.00	720.0	0.00	0.00	0.00	1.0000	0.00	1.0000	0.00	0.00	0.00	0.00	0.00	0.00	1.0000	0.00	530,000	530,000	0.0	0.0	100.00%	100.00%	29.00%	101.0%	130.0%	29.0%
Dec-23	0.00	0.00	0.00	744.0	0.00	0.00	0.00	1.0000	0.00	1.0000	0.00	0.00	0.00	0.00	0.00	0.00	1.0000	0.00	530,000	530,000	0.0	0.0	100.00%	100.00%	29.00%	101.0%	130.0%	29.0%

Note that the **bolded** cells differ than the cells below due to the cap only being applicable to 2020





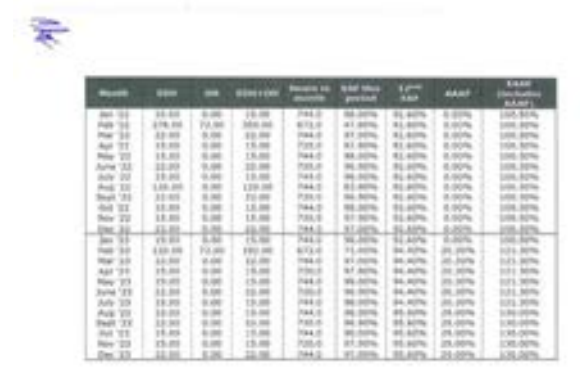

Appendix G - Start-Up Reimbursement

APPENDIX G – START-UP REIMBURSEMENT

Start-up costs shall be allocated between the parties as follows: (a) PREPA shall reimburse Seller for costs incurred by Seller in restarting any Unit of the Facility that was shut down due to PREPA's request (whether or not notice was received by Seller), and (b) Seller shall credit PREPA the cost of fuel required for a gas turbine Unit to achieve synchronization with the Grid System during each start-up. Monthly Start-up Reimbursement ("MSRU") shall be determined during each month in accordance with the following formula:

MSRU = (NCS × $CS) + (NWS × $WS) + (NHS x $HS) + Applicable Demand Charge

where the following terms have the following meanings:

"Applicable Demand Charge"	The difference between the actual Demand Charge billed to Seller by PREPA and the Demand Charge calculated excluding any demand established by Seller in the Billing Period and any prior Billing Period in restarting a Unit as a result of a shutdown of both units at the request of PREPA.
"$CS"	$24,348.68, being the cost per Cold Start of a Unit, which amount shall be adjusted annually and on the first day of each Year during the Term by multiplying such amount times the Fixed Cost Escalation Factor.
"Cold Start"	a restart of a Unit that has been shut down for more than twelve hours.
"Hot Start"	a restart of a Unit that has been shut down for less than one hour.
"$HS"	$ 6,087.17, being the cost per Hot Start of a Unit, which amount shall be adjusted annually and on the first day of each Year during the Term by multiplying such amount times the Fixed Cost Escalation Factor.
"NCS"	the number of Cold Starts of Units during such month that are the first occurring restarts after a shutdown requested by PREPA.
"NHS"	the number of Hot Starts of Units during such month that are the first occurring restarts after a shutdown requested by PREPA
"NWS"	the number of Warm Starts of Units during such month that are the first occurring restarts after a shutdown requested by PREPA
"Unit"	one of the two gas turbines that are part of the Facility.
"$WS"	$ 15,217.93, being the cost per Warm Start of a Unit, which amount shall be adjusted annually and on the first day of each Year during the Term by multiplying such amount times the Fixed Cost Escalation Factor.
"Warm Start"	a restart of a Unit that has been shut down for between one hour and twelve hours.

Appendix N - Degradation Adjustment Factor

APPENDIX N– DEGRADATION ADJUSTMENT FACTOR

$AGBLHR_0 = GBLHR / DAF_1$
$AGBLHR_i = AGBLHR_{i-1} / DAF_i$

Periods:

	2019	2020	2021	2022	2023	2024	2025	2026	2027	2028	2029	2030	2031	2032
$Period_i$ ->	0	1	2	3	4	5	6	7	8	9	10	11	12	13
Duration ->	8k EBH	8k EBH	8k EBH	8k EBH	8k EBH	8k EBH	8k EBH	8k EBH	8k EBH	8k EBH	8k EBH	8k EBH	8k EBH	8k EBH
	Test 1			Test 2						Test 3				

EBH = Average of EcoEléctrica Combustion Turbines equivalent base operating hours.

OEM Degradation Factors

	Pre-Outage Values	
	Power Degradation Factor	Efficiency Degradation Factor
Interval:		
175k	0.98753	0.99550
200k	0.98535	0.99330
225k	0.98073	0.99218
250k	0.98057	0.99143

	Post-Outage Values	
	Power Degradation Factor	Efficiency Degradation Factor
Interval:		
150k	1.00000	1.00000
175k	0.99656	0.99825
200k	0.99254	0.99667
225k	0.99263	0.99726
250k	0.98823	0.99481

Degradation Adjustment Factor

	2019	2020	2021	2022	2023	2024	2025	2026	2027	2028	2029	2030	2031	2032
$Period_i$ ->	0	1	2	3	4	5	6	7	8	9	10	11	12	13
Duration ->	8k EBH	8k EBH	8k EBH	8k EBH	8k EBH	8k EBH	8k EBH	8k EBH	8k EBH	8k EBH	8k EBH	8k EBH	8k EBH	8k EBH
DAF_i ->	1.0000	0.9985	0.9985	1.0012	0.9984	0.9984	1.0018	0.9985	0.9985	1.0034	0.9981	0.9981	1.0017	0.9985
		Test 1			Test 2						Test 3			

Sample Calculations

			Example #1			Example #2			Example #3			Example #4		
Year	Period	DAF	Tested Heat Rate	GBLHR	AGBLHR	Tested Heat Rate	GBLHR	AGBLHR	Tested Heat Rate	GBLHR	AGBLHR	Tested Heat Rate	GBLHR	AGBLHR
2019	0				7671			7671			7671			7671
2020	Test 1		7660	7660		7700	7700		7750	7750		7600	7600	
2020	1	0.99850			7672			7682			7682			7611
2021	2	0.99850			7683			7694			7694			7623
2022	3	1.00118			7674			7685			7685			7614
2023	Test 2		7680			7750			7650			7700		
2023	4	0.99835			7687			7697			7663			7626
2024	5	0.99835			7699			7710			7675			7639
2025	6	1.00180			7686			7696			7662			7625
2026	7	0.99850			7697			7708			7673			7637
2027	8	0.99850			7709			7719			7685			7648
2028	9	1.00336			7683			7694			7659			7623
2029	Test 3		7750			7700			7600			7800		
2029	10	0.99806			7698			7709			7615			7637
2030	11	0.99806			7713			7724			7630			7652
2031	12	1.00166			7700			7711			7617			7640
2032	13	0.99850			7712			7722			7628			7651

Appendix O - Heat Rate Adjustment

APPENDIX O – HEAT RATE ADJUSTMENT

Heat Rate Adjustment (HRA): HRA shall be equal to zero for every hour during a Billing Period where the Facility utilizes Backup Fuel. Where the Facility utilizes NG, HRA shall be computed as follows:

$$HRA\ (\$) = (GFU - AGU) \times GFC$$

Where:

GFU (MMBTU)	=	Guaranteed Fuel Utilization, determined using the formula: $(AGBLHR * ACF) \times \frac{NEO(kWh)}{10^6}$
AGBLHR (BTU/kWhr)	=	Adjusted Guaranteed Base Load Heat Rate, determined per Appendix N
ACF	=	Average Correction Factor, determined using the formula: $\sum_1^n (FCCF_i \times WM\_NEO_i)$
n	=	Total Billing Period Hours
FCCF	=	Fuel Cost Correction Factor
WM_NEO	=	Weighted mean of the Net Electrical Output (NEO), determined using the formula: $WM\_NEO_i = \frac{NEO_i}{\sum_1^n NEO_i}$
DAF	=	Degradation Adjustment Factor
NEO	=	Net Electrical Output
AGU (MMBTU)	=	Actual Gas Utilization
GFC ($/MMBTU)	=	Gas Fuel Cost

Month	Hours in Month	HRA ($)	Guaranteed GFU (MMBtu)	Actual AGU (MMBtu)	Gas Fuel Cost, GFC ($/MMBtu for 2020) *	AGBLHR (Btu/kWh)	ACF	NEO (kWh)	Month	Henry Hub Index ($/MMBtu)	Index Multiplier	Adder for 2020
						Derived in Appendix N	Derived in Appendix B	Derived in Appendix B				
Jan-20	744.0	0	0	0	8.2817	7.671	1.082923	0	Jan-20	2.159	1.1500	5.8000
Feb-20	672.0	0	0	0	7.9586	7.671	1.082923	0	Feb-20	1.877	1.1500	5.8000
Mar-20	744.0	0	0	0	7.8942	7.671	1.082923	0	Mar-20	1.821	1.1500	5.8000
Apr-20	720.0	0	0	0	7.6791	7.671	1.082923	0	Apr-20	1.634	1.1500	5.8000
May-20	744.0	0	0	0	7.8631	7.671	1.082923	0	May-20	1.794	1.1500	5.8000
Jun-20	720.0	0	0	0	7.7803	7.671	1.082923	0	Jun-20	1.722	1.1500	5.8000
Jul-20	744.0	0	0	0	7.5193	7.671	1.082923	0	Jul-20	1.495	1.1500	5.8000
Aug-20	744.0	0	0	0	7.9321	7.671	1.082923	0	Aug-20	1.854	1.1500	5.8000
Sep-20	720.0	0	0	0	8.7659	7.671	1.082923	0	Sep-20	2.579	1.1500	5.8000
Oct-20	744.0	203,836.50	775.776	750.967	8.2162	7.671	1.03308005	97,892.729	Oct-20	2.101	1.1500	5.8000
Nov-20	720.0	656,572.09	2,321.082	2,250.066	9.2454	7.671	1.03329906	292,827.921	Nov-20	2.996	1.1500	5.8000
Dec-20	744.0	641,501.67	2,383.143	2,312.883	9.1304	7.671	1.03515906	300,117.298	Dec-20	2.896	1.1500	5.8000
Jan-21	744.0	553,020.79	2,172.766	2,107.987	8.5371	7.671	1.08292345	261,555.058	Jan-21	2.467	1.1500	5.7000
Feb-21					8.8740					2.760	1.1500	5.7000

* (Column Z x Column AA) + Column AB

oElectrica L.P.
&R PPOA
uel Rate Adjustment Calculation Example
tta assumed for example calculation:

Dependable Capacity	=	530	MW
Contract Year	=	2022	
FCEF	=	1.061208	
Gas Fuel Cost (GFC)	=	7.0	$/MMBTU
AGBLHR	=	7650	BTU/kWh
ACF	=	1.02	

Note: EAF Rounding to one decimal place applied. All other calculations should be rounded to eight decimal places.

HRA($) = (GFU - AGU) X FC

GFU(MMBTU) = (AGBLHR X ACF) X NEO / 10^6

HRA ($)	12[MO] EAF	EAAF	AAAF	GFU (MMBTU)	AGU (MMBTU)	FC ($/MMBTU)	AGBLHR (BTU/kWh)	ACF	NEO (kWh)
(53,493)	95.0%	110.0%	29.0%	2,598,253	2,605,895	7.0	7650	1.02	329,651,520
285,824)	94.0%	115.5%	14.5%	2,570,903	2,611,735	7.0	7650	1.02	326,181,504
178,049	93.0%	101.0%	0.0%	2,543,553	2,518,118	7.0	7650	1.02	322,711,488
(51,804)	92.0%	99.8%	0.0%	2,516,203	2,523,604	7.0	7650	1.02	319,241,472
174,220	91.0%	98.5%	0.0%	2,488,853	2,463,965	7.0	7650	1.02	315,771,456
(50,678)	90.0%	97.3%	0.0%	2,461,503	2,468,743	7.0	7650	1.02	312,301,440
170,391	89.0%	96.0%	0.0%	2,434,153	2,409,812	7.0	7650	1.02	308,831,424
(49,552)	88.0%	94.5%	0.0%	2,406,803	2,413,882	7.0	7650	1.02	305,361,408
166,562	87.0%	93.0%	0.0%	2,379,453	2,355,659	7.0	7650	1.02	301,891,392
(48,426)	86.0%	91.5%	0.0%	2,352,103	2,359,021	7.0	7650	1.02	298,421,376

EcoEléctrica, L.P.
New Billing Model Template (worksheet to calculate EcoElectrica bill)
Summary Page

		Units	Source of Calculation	
Meter Reading Data	**February-21**			
Date of Reading	2/28/2021			
Date of Last Reading	1/31/2021			
Billing Period	5			
Hours in Billing Period (BPH)	672		Appendix D	
Capacity Factor	71.7%		Appendix B	
Heat Rate Adjustment				
NEO (Net Electrical Output - kWh)	255,534,161.54		Appendix B	
Actual Gas Utilization (AGU)	1,974,629	MMBtu	PREPA Fuels Office	
Henry Hub Index	2.760	$/MMBtu	Appendix O	
Index Multiplier	1.1500	factor	Appendix O	
Adder for 2020	5.7000	$/MMBtu	Appendix O	
Gas Fuel Cost (GFC)	8.8740	$/MMBtu	Appendix O	
Average Correction Factor (ACF)	1.04556417	factor	Appendix B	
Adjusted Guaranteed Baseload Heat Rate (AGBLHR)	7,671	Btu/kWh	Appendix N	
Heat Rate Adjustment (HRA)	**664,560.99**	**$/month**	**Appendix O**	OJO

Capacity Payment		Units	Source of Calculation
Dependable Capacity (DPC)	530,000	kW	Appendix C
12-Month Equivalent Availability Factor (EAF)	99.1%	factor	Appendix D
Equivalent Availability Adjustment Factor (EAAF)	130.0%	factor	Appendix D
Force Majeure Adjustment Factor (FMAF)	1.0000	factor	Appendix D
Capacity Purchase Price (CPP)	27.16680297	$/kW-month	Appendix C
Demand Charge (DC)	22.4944	$/kW-month	Appendix C
Capacity Payment Discount (CPD)	17.7515	$/kW-month	Appendix C
Demand Charge Escalation Factor (DCEF)	1.0404	factor	Appendix C
Fixed O&M Charge (FOMC)	15.3500	$/kW-month	Appendix C
Fixed Cost Escalation Factor (FCEF)	1.0307	factor	Appendix C
Equivalent Grid Forced Majeure Hours (EGFMH)	0	hours	Appendix D
Additional Availability Adjustment Factor (AAAF)	29.0%	factor	Appendix D
Capacity Payment (CP)	**14,398,405.57**	**$/month**	**Appendix C**

Start-up Payment		Units	Source of Calculation
Number of Cold Starts (NCS)	0		Appendix G
Number of Warm Starts (NWS)	0		Appendix G
Number of Hot Starts (NHS)	0		Appendix G
Cost per Cold Start ($CS)	$25,095.73	$/start (cold)	$ 24,348.68 x FCEF
Cost per Warm Start ($WS)	$15,684.84	$/start (warm)	$ 15,217.93 x FCEF
Cost per Hot Start ($HS)	$6,273.93	$/start (hot)	$ 6,087.17 x FCEF
Applicable Demand Charge	0		Appendix G
Monthly Start-Up Reimbursement (MSUR)	**$0.00**	**$/month**	**Appendix G**

Peaking Rate Energy		Units	Source of Calculation
Peaking Energy Price ($/kWh)	$0.0320	$/kWh	$0.0308/kWh x DCEF
Applicable kWh	0.00	kWh	Appendix B
Peaking Energy Price Payment	**$0.00**	**$/month**	

Total Charges:	**$15,062,966.57**	**$/month**	
Payment Due Date:	16-Apr-21		

Preparado por y Cotejado:

Roberto Rivera Medina, Ingeniero Gerencial
Planificación y Estudios Sistemas de Generación

Miguel Irizarry Silvestrini, Superintendente
Generación y Proyectos de Energía Renovable

Aprobado por:

Alfonso Baretty Huertas, Director Interino
Planificación y Protección Ambiental

Appendix B - Fuel Cost Correction Curve

Variable	Name
FCC	Fuel Cost Correction Curve
SCO	Seller's Capacity Output
EFOF	Exist Fuel Correction Factor
BHR	Base Load Heat Rate (Btu/kWh)
HR	Heat Rate (Heat Rate at that hour at output D
FI	Fuel Load Factor

Variable	Name
HBP	Permissible Change in Heat Rate
	Tested Capacity
	Tested Heat Rate
	Dispatch Factor =
FCCC	Fuel Cost Correction Curve

Heat Rate Increase/Correction Factor Data	
Month =	Curve
Hours in Period =	672
Month Period =	100.00%
Dispatch Factor =	71.79%
Capacity Factor =	71.79%

ACF (Average Correction Factor) = 1.065864

PDC Percent of Dependable Capacity

i Hour

Operation Mode	Configuration
1	1CT-OC
2	2CT-SC
3	2CT-CC
4	3CT-CC
5	1CT-S1hCT-CC

EFOF - CT Simple Cycle
FCCC - 1CT + ST Combination
FCCC - 2CT + ST Combination
FCCC - 3CT + ST Comb. + 1 CT Simple

Number of Hours with FCCF ≤ 1, requiring manual adjustment of Column R = 0

SCO	NSO ajusted for Curve Shift	NSO ajusted for Exhaust Heat Increase	Data	Hour	DPC (Dependable Capacity)	From EAF File (Col G = 100%) Available Capacity	From EAF File (Col H) OH (summation with carry over to EAFpp	From EAF File (Col I) EDH (use IF statement to subtract from avail)	Dispatch Factor	Operation Mode	From EAF File (Col H)	FCCF - Operating Mode 1	FCCF - Operating Mode 2	FCCF - Operating Mode 3	FCCF - Operating Mode 4	FCCF (LNG Curve, for hourly operating Mode 5	Weighted NSO =	ACF = FCCF*Weighted NSO	ACF Check
Period Hour											Operation Mode								
1	267.43548	0	1/01/1900	1	530 000	530 000 00	0 0	0 0	49.78%	4		0.0000	1.4771	1.0491	1.0992	1.3648	1.0992	0.00111992	0.00113
2	268 521 11	0	2/01/1900	2	530 000	530 000 00	0 0	0 0	50.67%	4		0.0000	1.4694	1.0420	1.1064	1.3665	1.1064	0.00113064	0.00112
3	270 174 00	0	3/01/1900	3	530 000	530 000 00	0 0	0 0	50.97%	4		0.0000	1.4664	1.0377	1.1175	1.3672	1.1175	0.00114192	0.00114
4	271 826 89	0	4/01/1900	4	530 000	530 000 00	0 0	0 0	51.27%	4		0.0000	1.4634	1.0334	1.1287	1.3679	1.1287	0.00115322	0.00115
5	268 466 66	0	5/01/1900	5	530 000	530 000 00	0 0	0 0	50.67%	4		0.0000	1.4705	1.0420	1.1067	1.3674	1.1067	0.00113067	0.00113
6	264 178 28	0	6/01/1900	6	530 000	530 000 00	0 0	0 0	49.88%	4		0.0000	1.4776	1.0505	1.0912	1.3648	1.0912	0.00110912	0.00110
7	264 178 28	0	7/01/1900	7	530 000	530 000 00	0 0	0 0	49.88%	4		0.0000	1.4776	1.0505	1.0912	1.3648	1.0912	0.00110912	0.00110
8	263 004 87	0	8/01/1900	8	530 000	530 000 00	0 0	0 0	49.58%	4		0.0000	1.4805	1.0548	1.0861	1.3641	1.0861	0.00110861	0.00110
9	263 004 87	0	9/01/1900	9	530 000	530 000 00	0 0	0 0	49.58%	4		0.0000	1.4805	1.0548	1.0861	1.3641	1.0861	0.00110861	0.00110
10	263 004 87	0	10/01/1900	10	530 000	530 000 00	0 0	0 0	49.58%	4		0.0000	1.4805	1.0548	1.0861	1.3641	1.0861	0.00110861	0.00110
11	263 004 87	0	11/01/1900	11	530 000	530 000 00	0 0	0 0	49.58%	4		0.0000	1.4805	1.0548	1.0861	1.3641	1.0861	0.00110861	0.00110
12	263 004 87	0	12/01/1900	12	530 000	530 000 00	0 0	0 0	49.58%	4		0.0000	1.4805	1.0548	1.0861	1.3641	1.0861	0.00110861	0.00110
13	263 004 87	0	13/01/1900	13	530 000	530 000 00	0 0	0 0	49.58%	4		0.0000	1.4805	1.0548	1.0861	1.3641	1.0861	0.00110861	0.00110
14	264 459 63	0	14/01/1900	14	530 000	530 000 00	0 0	0 0	49.78%	4		0.0000	1.4776	1.0505	1.0912	1.3648	1.0912	0.00110912	0.00110
15	272 556 28	0	15/01/1900	15	530 000	530 000 00	0 0	0 0	51.27%	4		0.0000	1.4705	1.0420	1.1067	1.3674	1.1067	0.00113067	0.00113
16	274 133 75	0	16/01/1900	16	530 000	530 000 00	0 0	0 0	51.57%	4		0.0000	1.4675	1.0377	1.1179	1.3681	1.1179	0.00114229	0.00114
17	274 133 75	0	17/01/1900	17	530 000	530 000 00	0 0	0 0	51.57%	4		0.0000	1.4675	1.0377	1.1179	1.3681	1.1179	0.00114229	0.00114
18	274 133 75	0	18/01/1900	18	530 000	530 000 00	0 0	0 0	51.57%	4		0.0000	1.4675	1.0377	1.1179	1.3681	1.1179	0.00114229	0.00114
19	269 255 98	0	19/01/1900	19	530 000	530 000 00	0 0	0 0	73.25%	4		0.0000	1.4705	1.0420	1.1067	1.3674	1.1067	0.00113192	0.00116
20	264 865 33	0	20/01/1900	20	530 000	530 000 00	0 0	0 0	74.51%	4		0.0000	1.4705	1.0420	1.1067	1.3674	1.1067	0.00113066	0.00117
21	263 163 87	0	21/01/1900	21	530 000	530 000 00	0 0	0 0	74.21%	4		0.0000	1.4705	1.0420	1.1067	1.3674	1.1067	0.00113067	0.00117
22	262 163 62	0	22/01/1900	22	530 000	530 000 00	0 0	0 0	73.91%	4		0.0000	1.4705	1.0420	1.1067	1.3674	1.1067	0.00113066	0.00116
23	270 062 62	0	23/01/1900	23	530 000	530 000 00	0 0	0 0	75.71%	4		0.0000	1.4705	1.0420	1.1067	1.3674	1.1067	0.00113067	0.00117
24	268 466 66	0	24/01/1900	24	530 000	530 000 00	0 0	0 0	74.51%	4		0.0000	1.4705	1.0420	1.1067	1.3674	1.1067	0.00113066	0.00117
25	263 985 28	0	25/01/1900	25	530 000	530 000 00	0 0	0 0	68.92%	4		0.0000	1.4705	1.0420	1.1067	1.3674	1.1067	0.00112202	0.00108
26	262 005 43	0	26/01/1900	26	530 000	530 000 00	0 0	0 0	68.62%	4		0.0000	1.4734	1.0463	1.0970	1.3655	1.0970	0.00111849	0.00108
27	264 720 66	0	27/01/1900	27	530 000	530 000 00	0 0	0 0	69.22%	4		0.0000	1.4705	1.0420	1.1067	1.3674	1.1067	0.00112202	0.00109
28	263 713 23	0	28/01/1900	28	530 000	530 000 00	0 0	0 0	69.13%	4		0.0000	1.4713	1.0420	1.1067	1.3674	1.1067	0.00112202	0.00109
29	263 713 23	0	29/01/1900	29	530 000	530 000 00	0 0	0 0	69.13%	4		0.0000	1.4713	1.0420	1.1067	1.3674	1.1067	0.00112202	0.00109
30	263 713 23	0	30/01/1900	30	530 000	530 000 00	0 0	0 0	69.13%	4		0.0000	1.4713	1.0420	1.1067	1.3674	1.1067	0.00112202	0.00109
31	263 713 23	0	31/01/1900	31	530 000	530 000 00	0 0	0 0	69.13%	4		0.0000	1.4713	1.0420	1.1067	1.3674	1.1067	0.00112202	0.00109
32	266 720 66	0	32/01/1900	32	530 000	530 000 00	0 0	0 0	69.92%	4		0.0000	1.4634	1.0334	1.1287	1.3679	1.1287	0.00113322	0.00110
33	269 255 98	0	33/01/1900	33	530 000	530 000 00	0 0	0 0	73.25%	4		0.0000	1.4705	1.0420	1.1067	1.3674	1.1067	0.00113192	0.00116
34	266 720 66	0	34/01/1900	34	530 000	530 000 00	0 0	0 0	72.51%	4		0.0000	1.4705	1.0420	1.1067	1.3674	1.1067	0.00113066	0.00116
35	266 720 66	0	35/01/1900	35	530 000	530 000 00	0 0	0 0	72.51%	4		0.0000	1.4705	1.0420	1.1067	1.3674	1.1067	0.00113066	0.00116
36	266 720 66	0	36/01/1900	36	530 000	530 000 00	0 0	0 0	72.51%	4		0.0000	1.4705	1.0420	1.1067	1.3674	1.1067	0.00113066	0.00116
37	266 720 66	0	37/01/1900	37	530 000	530 000 00	0 0	0 0	72.51%	4		0.0000	1.4705	1.0420	1.1067	1.3674	1.1067	0.00113066	0.00116
38	266 720 66	0	38/01/1900	38	530 000	530 000 00	0 0	0 0	72.51%	4		0.0000	1.4705	1.0420	1.1067	1.3674	1.1067	0.00113066	0.00116
39	266 720 66	0	39/01/1900	39	530 000	530 000 00	0 0	0 0	72.51%	4		0.0000	1.4705	1.0420	1.1067	1.3674	1.1067	0.00113066	0.00116
40	269 727 00	0	40/01/1900	40	530 000	530 000 00	0 0	0 0	73.32%	4		0.0000	1.4705	1.0420	1.1067	1.3674	1.1067	0.00113192	0.00116
41	265 969 21	0	41/01/1900	41	530 000	530 000 00	0 0	0 0	72.31%	4		0.0000	1.4705	1.0420	1.1067	1.3674	1.1067	0.00113066	0.00116
42	265 969 21	0	42/01/1900	42	530 000	530 000 00	0 0	0 0	72.31%	4		0.0000	1.4705	1.0420	1.1067	1.3674	1.1067	0.00113066	0.00116
43	265 969 21	0	43/01/1900	43	530 000	530 000 00	0 0	0 0	72.31%	4		0.0000	1.4705	1.0420	1.1067	1.3674	1.1067	0.00113066	0.00116
44	265 969 21	0	44/01/1900	44	530 000	530 000 00	0 0	0 0	72.31%	4		0.0000	1.4705	1.0420	1.1067	1.3674	1.1067	0.00113066	0.00116
45	265 969 21	0	45/01/1900	45	530 000	530 000 00	0 0	0 0	72.31%	4		0.0000	1.4705	1.0420	1.1067	1.3674	1.1067	0.00113066	0.00116
46	265 969 21	0	46/01/1900	46	530 000	530 000 00	0 0	0 0	72.31%	4		0.0000	1.4705	1.0420	1.1067	1.3674	1.1067	0.00113066	0.00116
47	265 969 21	0	47/01/1900	47	530 000	530 000 00	0 0	0 0	72.31%	4		0.0000	1.4705	1.0420	1.1067	1.3674	1.1067	0.00113066	0.00116
48	265 969 21	0	48/01/1900	48	530 000	530 000 00	0 0	0 0	72.31%	4		0.0000	1.4705	1.0420	1.1067	1.3674	1.1067	0.00113066	0.00116
49	265 969 21	0	49/01/1900	49	530 000	530 000 00	0 0	0 0	72.31%	4		0.0000	1.4705	1.0420	1.1067	1.3674	1.1067	0.00113066	0.00116
50	265 969 21	0	50/01/1900	50	530 000	530 000 00	0 0	0 0	72.31%	4		0.0000	1.4705	1.0420	1.1067	1.3674	1.1067	0.00113066	0.00116
51	265 969 21	0	51/01/1900	51	530 000	530 000 00	0 0	0 0	72.31%	4		0.0000	1.4705	1.0420	1.1067	1.3674	1.1067	0.00113066	0.00116
52	265 969 21	0	52/01/1900	52	530 000	530 000 00	0 0	0 0	72.31%	4		0.0000	1.4705	1.0420	1.1067	1.3674	1.1067	0.00113066	0.00116
53	325 963 84	0	53/01/1900	53	530 000	530 000 00	0 0	0 0	61.50%	4		0.0000	1.4644	1.0314	0.7761	1.3271	0.7761	0.00112755	0.00114
54	261 537 77	0	54/01/1900	54	530 000	530 000 00	0 0	0 0	71.09%	4		0.0000	1.4705	1.0420	1.1067	1.3674	1.1067	0.00113051	0.00116
55	262 262 96	0	55/01/1900	55	530 000	530 000 00	0 0	0 0	64.41%	4		0.0000	1.4705	1.0420	1.1067	1.3674	1.1067	0.00113066	0.00114
56	262 262 96	0	56/01/1900	56	530 000	530 000 00	0 0	0 0	64.41%	4		0.0000	1.4705	1.0420	1.1067	1.3674	1.1067	0.00113066	0.00114
57	262 262 96	0	57/01/1900	57	530 000	530 000 00	0 0	0 0	64.41%	4		0.0000	1.4705	1.0420	1.1067	1.3674	1.1067	0.00113066	0.00114
58	265 969 87	0	58/01/1900	58	530 000	530 000 00	0 0	0 0	76.64%	4		0.0000	1.4705	1.0420	1.1067	1.3674	1.1067	0.00113066	0.00116
59	265 969 77	0	59/01/1900	59	530 000	530 000 00	0 0	0 0	64.71%	4		0.0000	1.4705	1.0420	1.1067	1.3674	1.1067	0.00113066	0.00114
60	265 969 77	0	60/01/1900	60	530 000	530 000 00	0 0	0 0	64.71%	4		0.0000	1.4705	1.0420	1.1067	1.3674	1.1067	0.00113066	0.00114
61	265 969 77	0	61/01/1900	61	530 000	530 000 00	0 0	0 0	64.71%	4		0.0000	1.4705	1.0420	1.1067	1.3674	1.1067	0.00113066	0.00114
62	263 462 62	0	62/01/1900	62	530 000	530 000 00	0 0	0 0	62.05%	4		0.0000	1.4734	1.0463	1.0970	1.3655	1.0970	0.00112202	0.00110
63	261 307 01	0	63/01/1900	63	530 000	530 000 00	0 0	0 0	66.28%	3	0.0000	1.4734	1.0463	1.1235	1.3679	1.1235	0.00112755	0.00111	0.00112755
64	261 903 76	0	64/01/1900	64	530 000	530 000 00	0 0	0 0	49.42%	4		0.0000	1.4734	1.0463	1.1296	1.3684	1.1296	0.00112755	0.00112
65	261 903 76	0	65/01/1900	65	530 000	530 000 00	0 0	0 0	49.42%	4		0.0000	1.4734	1.0463	1.1296	1.3684	1.1296	0.00112755	0.00112
66	262 962 59	0	66/01/1900	66	530 000	530 000 00	0 0	0 0	64.66%	4		0.0000	1.4705	1.0420	1.1067	1.3674	1.1067	0.00113066	0.00115
67	262 962 59	0	67/01/1900	67	530 000	530 000 00	0 0	0 0	64.66%	4		0.0000	1.4705	1.0420	1.1067	1.3674	1.1067	0.00113066	0.00115
68	262 962 59	0	68/01/1900	68	530 000	530 000 00	0 0	0 0	64.66%	4		0.0000	1.4705	1.0420	1.1067	1.3674	1.1067	0.00113066	0.00115
69	262 962 59	0	69/01/1900	69	530 000	530 000 00	0 0	0 0	64.66%	4		0.0000	1.4705	1.0420	1.1067	1.3674	1.1067	0.00113066	0.00115
70	262 962 59	0	70/01/1900	70	530 000	530 000 00	0 0	0 0	64.66%	4		0.0000	1.4705	1.0420	1.1067	1.3674	1.1067	0.00113066	0.00115
71	262 962 59	0	71/01/1900	71	530 000	530 000 00	0 0	0 0	64.66%	4		0.0000	1.4705	1.0420	1.1067	1.3674	1.1067	0.00113066	0.00115
72	262 962 59	0	72/01/1900	72	530 000	530 000 00	0 0	0 0	64.66%	4		0.0000	1.4705	1.0420	1.1067	1.3674	1.1067	0.00113066	0.00115
73	262 962 59	0	73/01/1900	73	530 000	530 000 00	0 0	0 0	64.66%	4		0.0000	1.4705	1.0420	1.1067	1.3674	1.1067	0.00113066	0.00115
74	262 962 59	0	74/01/1900	74	530 000	530 000 00	0 0	0 0	64.66%	4		0.0000	1.4705	1.0420	1.1067	1.3674	1.1067	0.00113066	0.00115
75	262 962 59	0	75/01/1900	75	530 000	530 000 00	0 0	0 0	64.66%	4		0.0000	1.4705	1.0420	1.1067	1.3674	1.1067	0.00113066	0.00115
76	262 962 59	0	76/01/1900	76	530 000	530 000 00	0 0	0 0	64.66%	4		0.0000	1.4705	1.0420	1.1067	1.3674	1.1067	0.00113066	0.00115
77	262 962 59	0	77/01/1900	77	530 000	530 000 00	0 0	0 0	64.66%	4		0.0000	1.4705	1.0420	1.1067	1.3674	1.1067	0.00113066	0.00115
78	262 962 59	0	78/01/1900	78	530 000	530 000 00	0 0	0 0	64.66%	4		0.0000	1.4705	1.0420	1.1067	1.3674	1.1067	0.00113066	0.00115
79	262 962 59	0	79/01/1900	79	530 000	530 000 00	0 0	0 0	64.66%	4		0.0000	1.4705	1.0420	1.1067	1.3674	1.1067	0.00113066	0.00115
80	262 962 59	0	80/01/1900	80	530 000	530 000 00	0 0	0 0	64.66%	4		0.0000	1.4705	1.0420	1.1067	1.3674	1.1067	0.00113066	0.00115
81	262 962 59	0	81/01/1900	81	530 000	530 000 00	0 0	0 0	64.66%	4		0.0000	1.4705	1.0420	1.1067	1.3674	1.1067	0.00113066	0.00115
82	262 962 59	0	82/01/1900	82	530 000	530 000 00	0 0	0 0	64.66%	4		0.0000	1.4705	1.0420	1.1067	1.3674	1.1067	0.00113066	0.00115
83	262 962 59	0	83/01/1900	83	530 000	530 000 00	0 0	0 0	64.66%	4		0.0000	1.4705	1.0420	1.1067	1.3674	1.1067	0.00113066	0.00115
84	262 962 59	0	84/01/1900	84	530 000	530 000 00	0 0	0 0	64.66%	4		0.0000	1.4705	1.0420	1.1067	1.3674	1.1067	0.00113066	0.00115
85	262 962 59	0	85/01/1900	85	530 000	530 000 00	0 0	0 0	64.66%	4		0.0000	1.4705	1.0420	1.1067	1.3674	1.1067	0.00113066	0.00115
86	262 962 59	0	86/01/1900	86	530 000	530 000 00	0 0	0 0	64.66%	4		0.0000	1.4705	1.0420	1.1067	1.3674	1.1067	0.00113066	0.00115
87	262 962 59	0	87/01/1900	87	530 000	530 000 00	0 0	0 0	64.66%	4		0.0000	1.4705	1.0420	1.1067	1.3674	1.1067	0.00113066	0.00115
88	262 962 59	0	88/01/1900	88	530 000	530 000 00	0 0	0 0	64.66%	4		0.0000	1.4705	1.0420	1.1067	1.3674	1.1067	0.00113066	0.00115
89	262 962 59	0	89/01/1900	89	530 000	530 000 00	0 0	0 0	64.66%	4		0.0000	1.4705	1.0420	1.1067	1.3674	1.1067	0.00113066	0.00115
90	262 962 59	0	90/01/1900	90	530 000	530 000 00	0 0	0 0	64.66%	4		0.0000	1.4705	1.0420	1.1067	1.3674	1.1067	0.00113066	0.00115
91	262 962 59	0	91/01/1900	91	530 000	530 000 00	0 0	0 0	64.66%	4		0.0000	1.4705	1.0420	1.1067	1.3674	1.1067	0.00113066	0.00115
92	262 962 59	0	92/01/1900	92	530 000	530 000 00	0 0	0 0	64.66%	4		0.0000	1.4705	1.0420	1.1067	1.3674	1.1067	0.00113066	0.00115
93	262 962 59	0	93/01/1900	93	530 000	530 000 00	0 0	0 0	64.66%	4		0.0000	1.4705	1.0420	1.1067	1.3674	1.1067	0.00113066	0.00115
94	262 962 59	0	94/01/1900	94	530 000	530 000 00	0 0	0 0	64.66%	4		0.0000	1.4705	1.0420	1.1067	1.3674	1.1067	0.00113066	0.00115
95	262 962 59	0	95/01/1900	95	530 000	530 000 00	0 0	0 0	64.66%	4		0.0000	1.4705	1.0420	1.1067	1.3674	1.1067	0.00113066	0.00115
96	262 962 59	0	96/01/1900	96	530 000	530 000 00	0 0	0 0	64.66%	4		0.0000	1.4705	1.0420	1.1067	1.3674	1.1067	0.00113066	0.00115
97	262 962 59	0	97/01/1900	97	530 000	530 000 00	0 0	0 0	64.66%	4		0.0000	1.4705	1.0420	1.1067	1.3674	1.1067	0.00113066	0.00115
98	262 962 59	0	98/01/1900	98	530 000	530 000 00	0 0	0 0	64.66%	4		0.0000	1.4705	1.0420	1.1067	1.3674	1.1067	0.00113066	0.00115
99	262 962 59	0	99/01/1900	99	530 000	530 000 00	0 0	0 0	64.66%	4		0.0000	1.4705	1.0420	1.1067	1.3674	1.1067	0.00113066	0.00115
100	262 962 59	0	100/01/1900	100	530 000	530 000 00	0 0	0 0	64.66%	4		0.0000	1.4705	1.0420	1.1067	1.3674	1.1067	0.00113066	0.00115
101	262 962 59	0	101/01/1900	101	530 000	530 000 00	0 0	0 0	64.66%	4		0.0000	1.4705	1.0420	1.1067	1.3674	1.1067	0.00113066	0.00115
102	262 962 59	0	102/01/1900	102	530 000	530 000 00	0 0	0 0	64.66%	4		0.0000	1.4705	1.0420	1.1067	1.3674	1.1067	0.00113066	0.00115
103	262 962 59	0	103/01/1900	103	530 000	530 000 00	0 0	0 0	64.66%	4		0.0000	1.4705	1.0420	1.1067	1.3674	1.1067	0.00113066	0.00115
104	262 962 59	0	104/01/1900	104	530 000	530 000 00	0 0	0 0	64.66%	4		0.0000	1.4705	1.0420	1.1067	1.3674	1.1067	0.00113066	0.00115
105	262 962 59	0	105/01/1900	105	530 000	530 000 00	0 0	0 0	64.66%	4		0.0000	1.4705	1.0420	1.1067	1.3674	1.1067	0.00113066	0.00115
106	262 962 59	0	106/01/1900	106	530 000	530 000 00	0 0	0 0	64.66%	4		0.0000	1.4705	1.0420	1.1067	1.3674	1.1067	0.00113066	0.00115
107	262 962 59	0	107/01/1900	107	530 000	530 000 00	0 0	0 0	64.66%	4		0.0000	1.4705	1.0420	1.1067	1.3674	1.1067	0.00113066	0.00115
108	262 962 59	0	108/01/1900	108	530 000	530 000 00	0 0	0 0	64.66%	4		0.0000	1.4705	1.0420	1.1067	1.3674	1.1067	0.00113066	0.00115
109	262 962 59	0	109/01/1900	109	530 000	530 000 00	0 0	0 0	64.66%	4		0.0000	1.4705	1.0420	1.1067	1.3674	1.1067	0.00113066	0.00115
110	262 962 59	0	110/01/1900	110	530 000	530 000 00	0 0	0 0	64.66%	4		0.0000	1.4705	1.0420	1.1067	1.3674	1.1067	0.00113066	0.00115
111	262 962 59	0	111/01/1900	111	530 000	530 000 00	0 0	0 0	64.66%	4		0.0000	1.4705	1.0420	1.1067	1.3674	1.1067	0.00113066	0.00115
112	262 962 59	0	112/01/1900	112	530 000	530 000 00	0 0	0 0	64.66%	4		0.0000	1.4705	1.0420	1.1067	1.3674	1.1067	0.00113066	0.00115
113	262 962 59	0	113/01/1900	113	530 000	530 000 00	0 0	0 0	64.66%	4		0.0000	1.4705	1.0420	1.1067	1.3674	1.1067	0.00113066	0.00115
114	262 962 59	0	114/01/1900	114	530 000	530 000 00	0 0	0 0	64.66%	4		0.0000	1.4705	1.0420	1.1067	1.3674	1.1067	0.00113066	0.00115
115	262 962 59	0	115/01/1900	115	530 000	530 000 00	0 0	0 0	64.66%	4		0.0000	1.4705	1.0420	1.1067	1.3674	1.1067	0.00113066	0.00115
116	262 962 59	0	116/01/1900	116	530 000	530 000 00	0 0	0 0	64.66%	4		0.0000	1.4705	1.0420	1.1067	1.3674	1.1067	0.00113066	0.00115
117	262 962 59	0	117/01/1900	117	530 000	530 000 00	0 0	0 0	64.66%	4		0.0000	1.4705	1.0420	1.1067	1.3674	1.1067	0.00113066	0.00115
118	262 962 59	0	118/01/1900	118	530 000	530 000 00	0 0	0 0	64.66%	4		0.0000	1.4705	1.0420	1.1067	1.3674	1.1067	0.00113066	0.00115
119	262 962 59	0	119/01/1900	119	530 000	530 000 00	0 0	0 0	64.66%	4		0.0000	1.4705	1.0420	1.1067	1.3674	1.1067	0.00113066	0.00115
120	262 962 59	0	120/01/1900	120	530 000	530 000 00	0 0	0 0	64.66%	4		0.0000	1.4705	1.0420	1.1067	1.3674	1.1067	0.00113066	0.00115
121	262 962 59	0	121/01/1900



| | | |

Appendix C - Capacity Payment Calculation

Variable	Value (example)	Unit
CAF	0.913151	Dimensionless (Capacity Adjustment Factor)
CAP	1,100.000	Capacity Payment Rate for Offered Unit in relevant Season (Naira/MW)
CIL	1,100.000	Capacity Payment (₦)
CPF	37,238823	Capacity Purchase Price (Naira/month)
CU	31.3843	Capacity Payment (₦/MW-month)
FCMC	15.3631	Fixed O&M Charge
FOR	11.7874	Forced Outage Factor
FPAF	1.0414	Forced Planned Derating Factor
FPAF	1.0321	Fixed Fuel Derating Factor

Month	CP (₦)	CPP (₦/kW month)	EPC (kW)	DC (kW month)	CPO (₦/kW month)	OCEF	FOEC	FCP	Derived in Annexure D1	Derived in Annexure D2	Derived in Annexure D3	Derived in Annexure D4	Derived in Annexure D5	Derived in Annexure D6
											FMAF = [MPA × FPAF × FMAF]	BPA	RDPAH = DPAH × FMAF	DTPAH = DPAH × FPAF
Jan	1,100,000.00	11.7874	1,000,000	11.7874	11.7874	1.0000	1.0000	11.7874	1.0000	1.0000	1.0414	0.96	0.960	0.960
Feb	1,100,000.00	11.7874	1,000,000	11.7874	11.7874	1.0000	1.0000	11.7874	1.0000	1.0000	1.0414	0.96	0.960	0.960
Mar	1,100,000.00	11.7874	1,000,000	11.7874	11.7874	1.0000	1.0000	11.7874	1.0000	1.0000	1.0414	0.96	0.960	0.960
Apr	1,100,000.00	11.7874	1,000,000	11.7874	11.7874	1.0000	1.0000	11.7874	1.0000	1.0000	1.0414	0.96	0.960	0.960
May	1,100,000.00	11.7874	1,000,000	11.7874	11.7874	1.0000	1.0000	11.7874	1.0000	1.0000	1.0414	0.96	0.960	0.960
Jun	1,100,000.00	11.7874	1,000,000	11.7874	11.7874	1.0000	1.0000	11.7874	1.0000	1.0000	1.0414	0.96	0.960	0.960
Jul	1,100,000.00	11.7874	1,000,000	11.7874	11.7874	1.0000	1.0000	11.7874	1.0000	1.0000	1.0414	0.96	0.960	0.960
Aug	1,100,000.00	11.7874	1,000,000	11.7874	11.7874	1.0000	1.0000	11.7874	1.0000	1.0000	1.0414	0.96	0.960	0.960
Sep	1,100,000.00	11.7874	1,000,000	11.7874	11.7874	1.0000	1.0000	11.7874	1.0000	1.0000	1.0414	0.96	0.960	0.960
Oct	1,100,000.00	11.7874	1,000,000	11.7874	11.7874	1.0000	1.0000	11.7874	1.0000	1.0000	1.0414	0.96	0.960	0.960
Nov	1,100,000.00	11.7874	1,000,000	11.7874	11.7874	1.0000	1.0000	11.7874	1.0000	1.0000	1.0414	0.96	0.960	0.960
Dec	1,100,000.00	11.7874	1,000,000	11.7874	11.7874	1.0000	1.0000	11.7874	1.0000	1.0000	1.0414	0.96	0.960	0.960

Derived in Annexure D7 — Derived in Annexure D8 — Derived in Annexure D9 — Derived in Annexure D10 — Derived in Annexure D11 — Derived in Annexure D12

Month	EAF (12-month)	EAAF	AAAF
	96.19%	96.19%	96.19%
	96.19%	96.19%	96.19%
	96.19%	96.19%	96.19%
	96.19%	96.19%	96.19%
	96.19%	96.19%	96.19%
	96.19%	96.19%	96.19%
	96.19%	96.19%	96.19%
	96.19%	96.19%	96.19%
	96.19%	96.19%	96.19%
	96.19%	96.19%	96.19%
	96.19%	96.19%	96.19%
	96.19%	96.19%	96.19%

12-month rolling for First Year, and Year TEOL





Appendix D - EAF and AAAF Calculation Examples

Variable	Value for Month	Name
Month	Feb-21	
BPH	672	Hours in Billing Period (partial)
PH	672	Period Hours (partial)
EDH	2.5	Equivalent Derated Hours
OH	0.0	Outage Hours
FMAF	1.0000	Force Majeure Adjustment Factor
EGFMH	0.0	Equivalent Grid Force Majeure Hours
ETFMH	0.0	Equivalent Total Force Majeure Hours
EAF (12-month)	99.1%	Equivalent Availability Factor
EAAF	130.0%	Equivalent Availability Adjustment Factor
AAAF	29.0%	Additional Availability Adjustment Factor

Note: Values shaded in green are read from row below shaded in green.

* Cap only applies to Oct., Nov., and Dec. 2020)

Month	EDH (from App B)	OH (from App B)	EDH + OH	Hours in Month	GFMH	Carry-Over EFMH	EFMH	Interim FMAF	Capped EFMH	Recalculated FMAF	Excess EFMH	Carry Over EFMH (under	Excess Over 1930	Corrected EFMH	Over 1930 FMAF	Carry Over EFMH	FMAF	Carry Over EFMH	DDC	ASC	EGFMH = GFMH x ((DDC-ASC)/DDC)	ETFMH = EFMH + EGFMH	EAF this Period	12-month EAF	AAAF, No Cap Included	EAAF (per App. C, Sec. ii	Adjusted EAAF (Adding in	Adjusted AAAF, Including
Jan-19	2.9	0.0	2.9	744	0.0	0.0	0.0	1.0000	0.0	1.0000	0.0	0.0	0.0	0.0	0.0	0.0	1.0000	0.00	530,000	530,000	0.0	0.0	99.6%	89.2%	0.0%	96.3%		
Feb-19	79.3	0.0	79.3	672	0.0	0.0	0.0	1.0000	0.0	1.0000	0.0	0.0	0.0	0.0	0.0	0.0	1.0000	0.00	530,000	530,000	0.0	0.0	88.2%	92.0%	0.0%	99.8%		
Mar-19	144.2	0.0	144.2	744	0.0	0.0	0.0	1.0000	0.0	1.0000	0.0	0.0	0.0	0.0	0.0	0.0	1.0000	0.00	530,000	530,000	0.0	0.0	80.6%	90.6%	0.0%	98.0%		
Apr-19	0.0	0.0	0.0	720	0.0	0.0	0.0	1.0000	0.0	1.0000	0.0	0.0	0.0	0.0	0.0	0.0	1.0000	0.00	530,000	530,000	0.0	0.0	100.0%	91.0%	0.0%	98.5%		
May-19	0.0	0.0	0.0	744	0.0	0.0	0.0	1.0000	0.0	1.0000	0.0	0.0	0.0	0.0	0.0	0.0	1.0000	0.00	530,000	530,000	0.0	0.0	100.0%	91.0%	0.0%	98.5%		
Jun-19	0.0	0.0	0.0	720	0.0	0.0	0.0	1.0000	0.0	1.0000	0.0	0.0	0.0	0.0	0.0	0.0	1.0000	0.00	530,000	530,000	0.0	0.0	100.0%	91.0%	0.0%	98.5%		
Jul-19	20.1	0.0	20.1	744	0.0	0.0	0.0	1.0000	0.0	1.0000	0.0	0.0	0.0	0.0	0.0	0.0	1.0000	0.00	530,000	530,000	0.0	0.0	97.3%	90.8%	0.0%	98.3%		
Aug-19	0.0	0.0	0.0	744	0.0	0.0	0.0	1.0000	0.0	1.0000	0.0	0.0	0.0	0.0	0.0	0.0	1.0000	0.00	530,000	530,000	0.0	0.0	100.0%	93.8%	11.6%	101.0%		
Sep-19	39.2	3.0	42.2	720	0.0	0.0	0.0	1.0000	0.0	1.0000	0.0	0.0	0.0	0.0	0.0	0.0	1.0000	0.00	530,000	530,000	0.0	0.0	94.1%	93.3%	4.4%	101.0%		
Oct-19	0.0	0.0	0.0	744	0.0	0.0	0.0	1.0000	0.0	1.0000	0.0	0.0	0.0	0.0	0.0	0.0	1.0000	0.00	530,000	530,000	0.0	0.0	100.0%	93.3%	4.4%	101.0%		
Nov-19	0.0	0.0	0.0	720	0.0	0.0	0.0	1.0000	0.0	1.0000	0.0	0.0	0.0	0.0	0.0	0.0	1.0000	0.00	530,000	530,000	0.0	0.0	100.0%	96.0%	29.0%	101.0%		
Dec-19	0.0	0.0	0.0	744	0.0	0.0	0.0	1.0000	0.0	1.0000	0.0	0.0	0.0	0.0	0.0	0.0	1.0000	0.00	530,000	530,000	0.0	0.0	100.0%	96.7%	29.0%	101.0%		
Jan-20	142.6	195.0	337.6	744	0.0	0.0	205.8	0.7234	0.0	0.7234	0.0	0.0	0.0	0.0	0.0	0.0	0.7234	0.00	530,000	530,000	0.0	205.8	75.5%	95.1%	29.0%	101.0%		
Feb-20	191.9	9.0	200.9	696	0.0	0.0	0.0	1.0000	0.0	1.0000	0.0	0.0	0.0	0.0	0.0	0.0	1.0000	0.00	530,000	530,000	0.0	0.0	71.1%	93.7%	10.2%	101.0%		
Mar-20	13.6	0.0	13.6	744	0.0	0.0	0.0	1.0000	0.0	1.0000	0.0	0.0	0.0	0.0	0.0	0.0	1.0000	0.00	530,000	530,000	0.0	0.0	98.2%	95.2%	29.0%	101.0%		
Apr-20	0.0	0.0	0.0	720	0.0	0.0	0.0	1.0000	0.0	1.0000	0.0	0.0	0.0	0.0	0.0	0.0	1.0000	0.00	530,000	530,000	0.0	0.0	100.0%	95.2%	29.0%	101.0%		
May-20	4.3	0.0	4.3	744	0.0	0.0	0.0	1.0000	0.0	1.0000	0.0	0.0	0.0	0.0	0.0	0.0	1.0000	0.00	530,000	530,000	0.0	0.0	99.4%	95.2%	29.0%	101.0%		
Jun-20	0.1	0.0	0.1	720	0.0	0.0	0.0	1.0000	0.0	1.0000	0.0	0.0	0.0	0.0	0.0	0.0	1.0000	0.00	530,000	530,000	0.0	0.0	100.0%	95.2%	29.0%	101.0%		
Jul-20	0.0	0.0	0.0	744	0.0	0.0	0.0	1.0000	0.0	1.0000	0.0	0.0	0.0	0.0	0.0	0.0	1.0000	0.00	530,000	530,000	0.0	0.0	100.0%	95.4%	29.0%	101.0%		
Aug-20	26.1	0.0	26.1	744	0.0	0.0	0.0	1.0000	0.0	1.0000	0.0	0.0	0.0	0.0	0.0	0.0	1.0000	0.00	530,000	530,000	0.0	0.0	96.5%	95.1%	29.0%	101.0%		
Sep-20	3.0	0.0	3.0	720	0.0	0.0	0.0	1.0000	0.0	1.0000	0.0	0.0	0.0	0.0	0.0	0.0	1.0000	0.00	530,000	530,000	0.0	0.0	99.6%	95.6%	29.0%	101.0%		
Oct-20	0.0	0.0	0.0	744	0.0	0.0	0.0	1.0000	0.0	1.0000	0.0	0.0	0.0	0.0	0.0	0.0	1.0000	0.00	530,000	530,000	0.0	0.0	100.0%	95.6%	29.0%	101.0%	**115.0%**	**14.0%**
Nov-20	20.7	0.0	20.7	720	0.0	0.0	0.0	1.0000	0.0	1.0000	0.0	0.0	0.0	0.0	0.0	0.0	1.0000	0.00	530,000	530,000	0.0	0.0	97.1%	95.3%	29.0%	101.0%	**115.0%**	**14.0%**
Dec-20	0.0	0.0	0.0	744	0.0	0.0	0.0	1.0000	0.0	1.0000	0.0	0.0	0.0	0.0	0.0	0.0	1.0000	0.00	530,000	530,000	0.0	0.0	100.0%	95.3%	29.0%	101.0%	**115.0%**	**14.0%**
Jan-21	6.3	0.0	6.3	744	0.0	0.0	0.0	1.0000	0.0	1.0000	0.0	0.0	0.0	0.0	0.0	0.0	1.0000	0.00	530,000	530,000	0.0	0.0	99.2%	96.9%	29.0%	101.0%	130.0%	29.0%
Feb-21	2.5	0.0	2.5	672	0.0	0.0	0.0	1.0000	0.0	1.0000	0.0	0.0	0.0	0.0	0.0	0.0	1.0000	0.00	530,000	530,000	0.0	0.0	99.6%	99.1%	29.0%	101.0%	130.0%	29.0%
Mar-21	0.0	0.0	0.0	744	0.0	0.0	0.0	1.0000	0.0	1.0000	0.0	0.0	0.0	0.0	0.0	0.0	1.0000	0.00	530,000	530,000	0.0	0.0	100.0%	99.3%	29.0%	101.0%	130.0%	29.0%
Apr-21	0.0	0.0	0.0	720	0.0	0.0	0.0	1.0000	0.0	1.0000	0.0	0.0	0.0	0.0	0.0	0.0	1.0000	0.00	530,000	530,000	0.0	0.0	100.0%	99.3%	29.0%	101.0%	130.0%	29.0%
May-21	0.0	0.0	0.0	744	0.0	0.0	0.0	1.0000	0.0	1.0000	0.0	0.0	0.0	0.0	0.0	0.0	1.0000	0.00	530,000	530,000	0.0	0.0	100.0%	99.3%	29.0%	101.0%	130.0%	29.0%
Jun-21	0.0	0.0	0.0	720	0.0	0.0	0.0	1.0000	0.0	1.0000	0.0	0.0	0.0	0.0	0.0	0.0	1.0000	0.00	530,000	530,000	0.0	0.0	100.0%	99.3%	29.0%	101.0%	130.0%	29.0%
Jul-21	0.0	0.0	0.0	744	0.0	0.0	0.0	1.0000	0.0	1.0000	0.0	0.0	0.0	0.0	0.0	0.0	1.0000	0.00	530,000	530,000	0.0	0.0	100.0%	99.3%	29.0%	101.0%	130.0%	29.0%
Aug-21	0.0	0.0	0.0	744	0.0	0.0	0.0	1.0000	0.0	1.0000	0.0	0.0	0.0	0.0	0.0	0.0	1.0000	0.00	530,000	530,000	0.0	0.0	100.0%	99.6%	29.0%	101.0%	130.0%	29.0%
Sep-21	0.0	0.0	0.0	720	0.0	0.0	0.0	1.0000	0.0	1.0000	0.0	0.0	0.0	0.0	0.0	0.0	1.0000	0.00	530,000	530,000	0.0	0.0	100.0%	99.7%	29.0%	101.0%	130.0%	29.0%
Oct-21	0.0	0.0	0.0	744	0.0	0.0	0.0	1.0000	0.0	1.0000	0.0	0.0	0.0	0.0	0.0	0.0	1.0000	0.00	530,000	530,000	0.0	0.0	100.0%	99.7%	29.0%	101.0%	130.0%	29.0%
Nov-21	0.0	0.0	0.0	720	0.0	0.0	0.0	1.0000	0.0	1.0000	0.0	0.0	0.0	0.0	0.0	0.0	1.0000	0.00	530,000	530,000	0.0	0.0	100.0%	99.9%	29.0%	101.0%	130.0%	29.0%
Dec-21	0.0	0.0	0.0	744	0.0	0.0	0.0	1.0000	0.0	1.0000	0.0	0.0	0.0	0.0	0.0	0.0	1.0000	0.00	530,000	530,000	0.0	0.0	100.0%	99.9%	29.0%	101.0%	130.0%	29.0%
Jan-22	0.0	0.0	0.0	744	0.0	0.0	0.0	1.0000	0.0	1.0000	0.0	0.0	0.0	0.0	0.0	0.0	1.0000	0.00	530,000	530,000	0.0	0.0	100.0%	100.0%	29.0%	101.0%	130.0%	29.0%
Feb-22	0.0	0.0	0.0	672	0.0	0.0	0.0	1.0000	0.0	1.0000	0.0	0.0	0.0	0.0	0.0	0.0	1.0000	0.00	530,000	530,000	0.0	0.0	100.0%	100.0%	29.0%	101.0%	130.0%	29.0%
Mar-22	0.0	0.0	0.0	744	0.0	0.0	0.0	1.0000	0.0	1.0000	0.0	0.0	0.0	0.0	0.0	0.0	1.0000	0.00	530,000	530,000	0.0	0.0	100.0%	100.0%	29.0%	101.0%	130.0%	29.0%
Apr-22	0.0	0.0	0.0	720	0.0	0.0	0.0	1.0000	0.0	1.0000	0.0	0.0	0.0	0.0	0.0	0.0	1.0000	0.00	530,000	530,000	0.0	0.0	100.0%	100.0%	29.0%	101.0%	130.0%	29.0%
May-22	0.0	0.0	0.0	744	0.0	0.0	0.0	1.0000	0.0	1.0000	0.0	0.0	0.0	0.0	0.0	0.0	1.0000	0.00	530,000	530,000	0.0	0.0	100.0%	100.0%	29.0%	101.0%	130.0%	29.0%
Jun-22	0.0	0.0	0.0	720	0.0	0.0	0.0	1.0000	0.0	1.0000	0.0	0.0	0.0	0.0	0.0	0.0	1.0000	0.00	530,000	530,000	0.0	0.0	100.0%	100.0%	29.0%	101.0%	130.0%	29.0%
Jul-22	0.0	0.0	0.0	744	0.0	0.0	0.0	1.0000	0.0	1.0000	0.0	0.0	0.0	0.0	0.0	0.0	1.0000	0.00	530,000	530,000	0.0	0.0	100.0%	100.0%	29.0%	101.0%	130.0%	29.0%
Aug-22	0.0	0.0	0.0	744	0.0	0.0	0.0	1.0000	0.0	1.0000	0.0	0.0	0.0	0.0	0.0	0.0	1.0000	0.00	530,000	530,000	0.0	0.0	100.0%	100.0%	29.0%	101.0%	130.0%	29.0%
Sep-22	0.0	0.0	0.0	720	0.0	0.0	0.0	1.0000	0.0	1.0000	0.0	0.0	0.0	0.0	0.0	0.0	1.0000	0.00	530,000	530,000	0.0	0.0	100.0%	100.0%	29.0%	101.0%	130.0%	29.0%
Oct-22	0.0	0.0	0.0	744	0.0	0.0	0.0	1.0000	0.0	1.0000	0.0	0.0	0.0	0.0	0.0	0.0	1.0000	0.00	530,000	530,000	0.0	0.0	100.0%	100.0%	29.0%	101.0%	130.0%	29.0%
Nov-22	0.0	0.0	0.0	720	0.0	0.0	0.0	1.0000	0.0	1.0000	0.0	0.0	0.0	0.0	0.0	0.0	1.0000	0.00	530,000	530,000	0.0	0.0	100.0%	100.0%	29.0%	101.0%	130.0%	29.0%
Dec-22	0.0	0.0	0.0	744	0.0	0.0	0.0	1.0000	0.0	1.0000	0.0	0.0	0.0	0.0	0.0	0.0	1.0000	0.00	530,000	530,000	0.0	0.0	100.0%	100.0%	29.0%	101.0%	130.0%	29.0%
Jan-23	0.0	0.0	0.0	744	0.0	0.0	0.0	1.0000	0.0	1.0000	0.0	0.0	0.0	0.0	0.0	0.0	1.0000	0.00	530,000	530,000	0.0	0.0	100.0%	100.0%	29.0%	101.0%	130.0%	29.0%
Feb-23	0.0	0.0	0.0	672	0.0	0.0	0.0	1.0000	0.0	1.0000	0.0	0.0	0.0	0.0	0.0	0.0	1.0000	0.00	530,000	530,000	0.0	0.0	100.0%	100.0%	29.0%	101.0%	130.0%	29.0%
Mar-23	0.0	0.0	0.0	744	0.0	0.0	0.0	1.0000	0.0	1.0000	0.0	0.0	0.0	0.0	0.0	0.0	1.0000	0.00	530,000	530,000	0.0	0.0	100.0%	100.0%	29.0%	101.0%	130.0%	29.0%
Apr-23	0.0	0.0	0.0	720	0.0	0.0	0.0	1.0000	0.0	1.0000	0.0	0.0	0.0	0.0	0.0	0.0	1.0000	0.00	530,000	530,000	0.0	0.0	100.0%	100.0%	29.0%	101.0%	130.0%	29.0%
May-23	0.0	0.0	0.0	744	0.0	0.0	0.0	1.0000	0.0	1.0000	0.0	0.0	0.0	0.0	0.0	0.0	1.0000	0.00	530,000	530,000	0.0	0.0	100.0%	100.0%	29.0%	101.0%	130.0%	29.0%
Jun-23	0.0	0.0	0.0	720	0.0	0.0	0.0	1.0000	0.0	1.0000	0.0	0.0	0.0	0.0	0.0	0.0	1.0000	0.00	530,000	530,000	0.0	0.0	100.0%	100.0%	29.0%	101.0%	130.0%	29.0%
Jul-23	0.0	0.0	0.0	744	0.0	0.0	0.0	1.0000	0.0	1.0000	0.0	0.0	0.0	0.0	0.0	0.0	1.0000	0.00	530,000	530,000	0.0	0.0	100.0%	100.0%	29.0%	101.0%	130.0%	29.0%
Aug-23	0.0	0.0	0.0	744	0.0	0.0	0.0	1.0000	0.0	1.0000	0.0	0.0	0.0	0.0	0.0	0.0	1.0000	0.00	530,000	530,000	0.0	0.0	100.0%	100.0%	29.0%	101.0%	130.0%	29.0%
Sep-23	0.0	0.0	0.0	720	0.0	0.0	0.0	1.0000	0.0	1.0000	0.0	0.0	0.0	0.0	0.0	0.0	1.0000	0.00	530,000	530,000	0.0	0.0	100.0%	100.0%	29.0%	101.0%	130.0%	29.0%
Oct-23	0.0	0.0	0.0	744	0.0	0.0	0.0	1.0000	0.0	1.0000	0.0	0.0	0.0	0.0	0.0	0.0	1.0000	0.00	530,000	530,000	0.0	0.0	100.0%	100.0%	29.0%	101.0%	130.0%	29.0%
Nov-23	0.0	0.0	0.0	720	0.0	0.0	0.0	1.0000	0.0	1.0000	0.0	0.0	0.0	0.0	0.0	0.0	1.0000	0.00	530,000	530,000	0.0	0.0	100.0%	100.0%	29.0%	101.0%	130.0%	29.0%
Dec-23	0.0	0.0	0.0	744	0.0	0.0	0.0	1.0000	0.0	1.0000	0.0	0.0	0.0	0.0	0.0	0.0	1.0000	0.00	530,000	530,000	0.0	0.0	100.0%	100.0%	29.0%	101.0%	130.0%	29.0%

Note that the **bolded** cells differ than the cells below due to the cap only being applicable to 2020







Appendix G - Start-Up Reimbursement

APPENDIX G – START-UP REIMBURSEMENT

Start-up costs shall be allocated between the parties as follows: (a) PREPA shall reimburse Seller for costs incurred by Seller in restarting any Unit of the Facility that was shut down due to PREPA's request (whether or not notice was received by Seller), and (b) Seller shall credit PREPA the cost of fuel required for a gas turbine Unit to achieve synchronization with the Grid System during each start-up. Monthly Start-up Reimbursement ("MSRU") shall be determined during each month in accordance with the following formula:

MSRU = (NCS × $CS) + (NWS × $WS) + (NHS x $HS) + Applicable Demand Charge

where the following terms have the following meanings:

"Applicable Demand Charge"	The difference between the actual Demand Charge billed to Seller by PREPA and the Demand Charge calculated excluding any demand established by Seller in the Billing Period and any prior Billing Period in restarting a Unit as a result of a shutdown of both units at the request of PREPA.
"$CS"	$24,348.68, being the cost per Cold Start of a Unit, which amount shall be adjusted annually and on the first day of each Year during the Term by multiplying such amount times the Fixed Cost Escalation Factor.
"Cold Start"	a restart of a Unit that has been shut down for more than twelve hours.
"Hot Start"	a restart of a Unit that has been shut down for less than one hour.
"$HS"	$ 6,087.17, being the cost per Hot Start of a Unit, which amount shall be adjusted annually and on the first day of each Year during the Term by multiplying such amount times the Fixed Cost Escalation Factor.
"NCS"	the number of Cold Starts of Units during such month that are the first occurring restarts after a shutdown requested by PREPA.
"NHS"	the number of Hot Starts of Units during such month that are the first occurring restarts after a shutdown requested by PREPA
"NWS"	the number of Warm Starts of Units during such month that are the first occurring restarts after a shutdown requested by PREPA
"Unit"	one of the two gas turbines that are part of the Facility.
"$WS"	$ 15,217.93, being the cost per Warm Start of a Unit, which amount shall be adjusted annually and on the first day of each Year during the Term by multiplying such amount times the Fixed Cost Escalation Factor.
"Warm Start"	a restart of a Unit that has been shut down for between one hour and twelve hours.

Appendix N - Degradation Adjustment Factor

APPENDIX N– DEGRADATION ADJUSTMENT FACTOR

$AGBLHR_0 = GBLHR / DAF_1$
$AGBLHR_i = AGBLHR_{i-1} / DAF_i$

Periods:

	2019	2020	2021	2022	2023	2024	2025	2026	2027	2028	2029	2030	2031	2032
$Period_i$ ->	0	1	2	3	4	5	6	7	8	9	10	11	12	13
Duration ->	8k EBH	8k EBH	8k EBH	8k EBH	8k EBH	8k EBH	8k EBH	8k EBH	8k EBH	8k EBH	8k EBH	8k EBH	8k EBH	8k EBH
	Test 1			Test 2						Test 3				

EBH = Average of EcoEléctrica Combustion Turbines equivalent base operating hours.

OEM Degradation Factors

	Pre-Outage Values	
	Power Degradation Factor	Efficiency Degradation Factor
Interval:		
175k	0.98753	0.99550
200k	0.98535	0.99330
225k	0.98073	0.99218
250k	0.98057	0.99143

	Post-Outage Values	
	Power Degradation Factor	Efficiency Degradation Factor
Interval:		
150k	1.00000	1.00000
175k	0.99656	0.99825
200k	0.99254	0.99667
225k	0.99263	0.99726
250k	0.98823	0.99481

Degradation Adjustment Factor

	2019	2020	2021	2022	2023	2024	2025	2026	2027	2028	2029	2030	2031	2032
$Period_i$ ->	0	1	2	3	4	5	6	7	8	9	10	11	12	13
Duration ->	8k EBH	8k EBH	8k EBH	8k EBH	8k EBH	8k EBH	8k EBH	8k EBH	8k EBH	8k EBH	8k EBH	8k EBH	8k EBH	8k EBH
DAF_i ->	1.0000	0.9985	0.9985	1.0012	0.9984	0.9984	1.0018	0.9985	0.9985	1.0034	0.9981	0.9981	1.0017	0.9985
		Test 1			Test 2						Test 3			

Sample Calculations

			Example #1			Example #2			Example #3			Example #4		
Year	Period	DAF	Tested Heat Rate	GBLHR	AGBLHR	Tested Heat Rate	GBLHR	AGBLHR	Tested Heat Rate	GBLHR	AGBLHR	Tested Heat Rate	GBLHR	AGBLHR
2019	0				7671			7671			7671			7671
2020	Test 1		7660	7660		7700	7700		7750	7750		7600	7600	
2020	1	0.99850			7672			7682			7682			7611
2021	2	0.99850			7683			7694			7694			7623
2022	3	1.00118			7674			7685			7685			7614
2023	Test 2		7680			7750			7650			7700		
2023	4	0.99835			7687			7697			7663			7626
2024	5	0.99835			7699			7710			7675			7639
2025	6	1.00180			7686			7696			7662			7625
2026	7	0.99850			7697			7708			7673			7637
2027	8	0.99850			7709			7719			7685			7648
2028	9	1.00336			7683			7694			7659			7623
2029	Test 3		7750			7700			7600			7800		
2029	10	0.99806			7698			7709			7615			7637
2030	11	0.99806			7713			7724			7630			7652
2031	12	1.00166			7700			7711			7617			7640
2032	13	0.99850			7712			7722			7628			7651

Appendix O - Heat Rate Adjustment

APPENDIX O – HEAT RATE ADJUSTMENT

Heat Rate Adjustment (HRA): HRA shall be equal to zero for every hour during a Billing Period where the Facility utilizes Backup Fuel. Where the Facility utilizes NG, HRA shall be computed as follows:

$$HRA\ (\$) = (GFU - AGU) \times GFC$$

Where:

GFU (MMBTU)	=	Guaranteed Fuel Utilization, determined using the formula: $(AGBLHR * ACF) \times \frac{NEO(kWh)}{10^6}$
AGBLHR (BTU/kWhr)	=	Adjusted Guaranteed Base Load Heat Rate, determined per Appendix N
ACF	=	Average Correction Factor, determined using the formula: $\sum_1^n (FCCF_i \times WM\_NEO_i)$
n	=	Total Billing Period Hours
FCCF	=	Fuel Cost Correction Factor
WM_NEO	=	Weighted mean of the Net Electrical Output (NEO), determined using the formula: $WM\_NEO_i = \frac{NEO_i}{\sum_1^n NEO_i}$
DAF	=	Degradation Adjustment Factor
NEO	=	Net Electrical Output
AGU (MMBTU)	=	Actual Gas Utilization
GFC ($/MMBTU)	=	Gas Fuel Cost

						Derived in Appendix N	Derived in Appendix B	Derived in Appendix B				
			Guaranteed	Actual								
Month	Hours in Month	HRA ($)	GFU (MMBtu)	AGU (MMBtu)	Gas Fuel Cost, GFC ($/MMBtu for 2020) *	AGBLHR (Btu/kWh)	ACF	NEO (kWh)	Month	Henry Hub Index ($/MMBtu)	Index Multiplier	Adder for 2020
Jan-20	744.0	0	0	0	8.2817	7.671	1.045564	0	Jan-20	2.158	1.1500	5.8000
Feb-20	672.0	0	0	0	7.9586	7.671	1.045564	0	Feb-20	1.877	1.1500	5.8000
Mar-20	744.0	0	0	0	7.8942	7.671	1.045564	0	Mar-20	1.821	1.1500	5.8000
Apr-20	720.0	0	0	0	7.6791	7.671	1.045564	0	Apr-20	1.634	1.1500	5.8000
May-20	744.0	0	0	0	7.8631	7.671	1.045564	0	May-20	1.794	1.1500	5.8000
Jun-20	720.0	0	0	0	7.7803	7.671	1.045564	0	Jun-20	1.722	1.1500	5.8000
Jul-20	744.0	0	0	0	7.5193	7.671	1.045564	0	Jul-20	1.495	1.1500	5.8000
Aug-20	744.0	0	0	0	7.9321	7.671	1.045564	0	Aug-20	1.854	1.1500	5.8000
Sep-20	720.0	0	0	0	8.7659	7.671	1.045564	0	Sep-20	2.579	1.1500	5.8000
Oct-20	744.0	203,836.50	775,776	750,967	8.2162	7.671	1.03308005	97,892,729	Oct-20	2.101	1.1500	5.8000
Nov-20	720.0	656,572.09	2,321,082	2,250,066	9.2454	7.671	1.03329906	292,827,921	Nov-20	2.996	1.1500	5.8000
Dec-20	744.0	641,501.74	2,383,143	2,312,883	9.1304	7.671	1.03515906	300,117,298	Dec-20	2.896	1.1500	5.8000
Jan-21	744.0	507,837.12	2,167,473	2,107,987	8.5371	7.671	1.08028556	261,555,058	Jan-21	2.467	1.1500	5.7000
Feb-21	672.0	664,560.99	2,049,518	1,974,629	8.8740	7.671	1.04556417	255,534,162	Feb-21	2.760	1.1500	5.7000
Mar-21	744.0	0.00	0		0.0000				Mar-21			
Apr-21	720.0	0.00	0		0.0000				Apr-21			
May-21	744.0	0.00	0		0.0000				May-21			
Jun-21	720.0	0.00	0		0.0000				Jun-21			
Jul-21	744.0	0.00	0		0.0000				Jul-21			
Aug-21	744.0	0.00	0		0.0000				Aug-21			
Sep-21	720.0	0.00	0		0.0000				Sep-21			
Oct-21	744.0	0.00	0		0.0000				Oct-21			
Nov-21	720.0	0.00	0		0.0000				Nov-21			
Dec-21	744.0	0.00	0		0.0000				Dec-21			

* (Column Z x Column AA) + Column AB

eElectrica L.P.
&R PPOA
ual Rate Adjustment Calculation Example
ults assumed for example calculation:

Dependable Capacity	=	530	MW
Contract Year	=	2022	
FCEF	=	1.061208	
Gas Fuel Cost (GFC)	=	7.0	$/MMBTU
AGBLHR	=	7650	BTU/kWh
ACF	=	1.02	

Note: EAF Rounding to one decimal place applied. All other calculations should be rounded to eight decimal places.

HRA($) = (GFU - AGU) X FC

GFU(MMBTU) = (AGBLHR X ACF) X NEO / 10^6

HRA ($)	12[mth] EAF	EAAF	AAAF	GFU (MMBTU)	AGU (MMBTU)	FC ($/MMBTU)	AGBLHR (BTU/kWh)	ACF	NEO (kWh)
(53,493)	95.0%	130.0%	29.0%	2,598,253	2,605,895	7.0	7650	1.02	329,651,520
285,824)	94.0%	115.5%	14.5%	2,570,903	2,611,735	7.0	7650	1.02	326,181,504
178,049	93.0%	101.0%	0.0%	2,543,553	2,518,118	7.0	7650	1.02	322,711,488
(51,804)	92.0%	99.8%	0.0%	2,516,203	2,523,604	7.0	7650	1.02	319,241,472
174,220	91.0%	98.5%	0.0%	2,488,853	2,463,965	7.0	7650	1.02	315,771,456
(50,678)	90.0%	97.3%	0.0%	2,461,503	2,468,743	7.0	7650	1.02	312,301,440
170,391	89.0%	96.0%	0.0%	2,434,153	2,409,812	7.0	7650	1.02	308,831,424
(49,552)	88.0%	94.5%	0.0%	2,406,803	2,413,882	7.0	7650	1.02	305,361,408
166,562	87.0%	93.0%	0.0%	2,379,453	2,355,659	7.0	7650	1.02	301,891,392
(48,426)	86.0%	91.5%	0.0%	2,352,103	2,359,021	7.0	7650	1.02	298,421,376

AES Puerto Rico, L.P.
Hoja de Trabajo para Calcular Factura
Input Page

Meter Reading Data	**December-20**	
Date of Reading	12/31/2020	Data Input
Date of Last Reading	11/30/2020	Data Input
Billing Period	218	Reference
Days in Billing Period	31	Reference
Capacity Factor	86.4%	Reference

Energy Payment

Net Electrical Output (NEO) in kWh	291,991,335.00	Data Input
NEO Flag	OK	Verifica el NEO Input vs NEO calculado en FCDF.
Sum of Available Capacities	300,094,200	From OH&EDH&MOH&FMH
Cost of Fuel ($/MMBtu)	4.3887	Calculated on Cost of Fuel
Fuel Cost Determination Factor (FCDF)	9,829.9	Calculated on FCDF based on hourly data input.
Fuel Related Charge (FRC) in ¢/kWh	4.3141	Calculated on FACT
Variable O&M (VO&M) in ¢/kWh	0.7446	Calculated on FACT
Energy Purchase Price (EPP) in ¢/kWh	5.0587	
Energy Payment (EP) in US$	$14,770,965.66	Calculated on FACT

Capacity Payment

Dependable Capacity (DC)	454,300	kW	
Equivalent Availability (EA)	84.5	Calculated on EA/Se entra en Input	88.79%
Downward Adjustment	8.0000	Calculated on FACT	
Demand Charge (DC) in $/kW-month	17.2800	Calculated on FACT	
Fixed O&M (FO&M) in $/kW-month	6.8237	Calculated on FACT	
Capacity Purchase Price (CPP) in $/kW-month	$24.1037	Calculated on FACT	
CPP ajustado por FMAF	$24.1037	Calculated on FACT	
CPP Ajustado por EAF (Downward Adjustment)	$22.1754		
Capacity Payment (CP) in US$	$10,074,286.04	Calculated on FACT	

Start-up Payment

Number of Cold Starts	0	Data Input
Number of Warm Starts	0	Data Input
Number of Hot Starts	0	Data Input
Applicable Demand Charge	0	Data Input
Start up Payment in US$	$0.00	Calculated on FACT

Miscellaneous Coal Charges	$0.00	Data Input
Total Payment in US$:	$24,845,251.70	Calculated on FACT
Payment Due Date:	16-Feb-2021	

Preparado por y Cotejado:

Roberto Rivera Medina, Ingeniero Gerencial
Departamento Sistemas de Generación

Miguel Irizarry Silvestrini, Superintendente
Generación y Proyectos de Energía Renovable

Aprobado por:

Alfonso Baretty Huertas, Director Interino
Planificación y Protección Ambiental

Modelo Hoja de Trabajo para Calcular Factura (Revisado 3/19/2003)
Datos utilizados son solamente para propositos de ilustración.

AES Puerto Rico Bill		December-20			Definition	
	Date of Reading	12/31/2020				Medición Remota
	Date of Last Reading	11/30/2020				Medición Remota
	Days in Billing Period	31				Medición Remota
	Capacity Factor	86.4%				Basado en Available Capacity
Meter Reading	Net Electrical Output (NEO)	291,991,335.00	KWH			Medición Remota
		102.0000		$4.0944 for 2015		
		106.0000		$4.2550 for 2016-17		
		127.3300		$5.1112		
		104.0600		###############		
		88.8300		$3.5658		
		66.7000		$2.6774		
		66.1599		$2.6557		
		65.5500		$2.6313		
		52.2800		$2.0986		
Energía	Energy Payment	52.0200		$2.0882	=Fuel Related Charge + VO&M Charge	
		51.7600		$2.0777		
A	**Fuel Related Charge**	51.5000		$2.0673		
		36.2500		$1.4551		
	Cost of Fuel ($/MT) - Coal + Freight	$111.5000		$4.4758		
	Cost of Fuel ($/MMBTU)	$4.4758			Depends on Fuel Supply contract	TBA
	FCDC (Fuel Cost Determination Factor)	9,829.9299			Fuel Cost Determination Factor, based on Heat Rate @ Dispatch	
	Heat Rate (HR) @ Base Load	9800			As per PPOA	
	FRC (cents/KWH)	4.3141			= Cost of Fuel x Fuel Cost Determination Factor / 10,000	
		4.3997		$4.3863 if HR= 9800		
B	**Variable Operation & Maintenace Cost**					
	Variable Operation & Maintenance Charge (Jan 1, 19	0.4190			Valor Base para Jan 1, 1995.	
	US-CPI FY 1993	142.5250			US CPI for Fiscal Year ending June 30, 1993	
	US-CPI Prior Year	253.2683			US CPI for Fiscal Year ending June 30, preceding year	
1	Variable Operation & Maintenance Charge (cents/KW	0.7446			=0.00419 * USCPI relevant year/USCPI 1993	
C	Energy Purchase Price ($/kwh)	5.0587		5.1309		
	Energy Charge ($)			**$14,770,965.66**		
Capacidad	Capacity Payment					
	Dependable Capacity (DC)	454,300	KW		A ser determinado durante las pruebas	PPOA
	Demand Charge (DC)	**17.2800**			De acuerdo con la sección 11.b.(1), según enmendada, calc. En langaf600.xls calculado al treasury rate= 4.888% plus 40 basis points = 5.288%	
	Fixed Operation & Maintenance Charge					
	Fixed Operation & Maintenance Charge (Jan 1, 1994)	3.8400				
	US CPI FY 1993	142.5250			US CPI for Fiscal Year ending June 30, 1993	
	US CPI Year	253.2683			US CPI for Fiscal Year ending June 30, preceding year	
	Fixed Operation & Maintenance Charge ($/KW)	6.8237			=3.84 * USCPI relevant year/USCPI 1993	
	Capacity Purchase Price (CPP)	24.1037		$24.1037 Check		Planif. Generación
	CPP ajustado por FMAF	24.1037				
	Equivalent Availability Factor (EAF)	84.5				
	Downward Adjustment	8.0000				
	CPP Ajustado por EAF (Downward Adjustment)	22.1754				
	Capacity Payment (CP)			**$10,074,286.04**		
11.1.©	**Start Up Payment**					
	Cost per Cold Start ($CS)	$0.00				
	Number of Cold Starts	0				
	Cost per Warm Start ($WS)	$0.00				
	Number of Warm Starts	0				
	Cost per Hot Start ($HS)	$0.00				
	Number of Hot Starts	0				
	Total Payment:			**$24,845,251.70**		

661	459,272.0	4,972	1	4,972	122820	###	454,300.0	2	1.00000000	1	454300.0000
662	459,002.0	4,702	1	4,702	122820	###	454,300.0	2	1.00000000	1	454300.0000
663	458,906.0	4,606	1	4,606	122820	###	454,300.0	2	1.00000000	1	454300.0000
664	458,970.0	4,670	1	4,670	122820	###	454,300.0	2	1.00000000	1	454300.0000
665	458,868.0	4,568	1	4,568	122820	###	454,300.0	2	1.00000000	1	454300.0000
666	458,108.0	3,808	1	3,808	122820	###	454,300.0	2	1.00000000	1	454300.0000
667	452,800.0	0	0	0	122820	###	452,800.0	2	1.00000000	1	452800.0000
668	450,698.0	0	0	0	122820	###	450,698.0	2	0.99999556	1	450698.0000
669	455,368.0	1,068	1	1,068	122820	###	454,300.0	2	1.00000000	1	454300.0000
670	455,898.0	1,598	1	1,598	122820	###	454,300.0	2	1.00000000	1	454300.0000
671	455,064.0	764	1	764	122820	###	454,300.0	2	1.00000000	1	454300.0000
672	456,588.0	2,288	1	2,288	122820	###	454,300.0	2	1.00000000	1	454300.0000
673	457,792.0	3,492	1	3,492	122920	100	454,300.0	2	1.00000000	1	454300.0000
674	458,512.0	4,212	1	4,212	122920	200	454,300.0	2	1.00000000	1	454300.0000
675	457,874.0	3,574	1	3,574	122920	300	454,300.0	2	1.00000000	1	454300.0000
676	416,942.0	0	0	0	122920	400	416,942.0	2	1.00010074	1	416942.0000
677	376,654.0	0	0	0	122920	500	376,654.0	2	0.99987789	1	376654.0000
678	374,038.0	0	0	0	122920	600	374,038.0	2	1.00010160	1	374038.0000
679	373,260.0	0	0	0	122920	700	373,260.0	2	0.99989285	1	373260.0000
680	401,440.0	0	0	0	122920	800	401,440.0	2	1.00009965	1	401440.0000
681	436,748.0	0	0	0	122920	900	436,748.0	2	1.00010992	1	436748.0000
682	452,682.0	0	0	0	122920	###	452,682.0	2	0.99996024	1	452682.0000

Horas Pm			NEO KWH	KW Instantaneo Según MEPRO Unit 1	**Available Capacity** Disponible para Unidad 1	KW Promedio Ajustado a 227,150	**Penalidades**	Available Capacity Unit 1 - KW	Derating/Outage Unit 1 - KW	Derated Hours Unit 1	Outage Hours	Unit 1 Stand-Flag	Unit 1 MDH Hours	Unit 1 BMDH Hours	Force Mayeure Flag	Equivalent Force Mayeure Hours		KW Instantaneo Según Ordenado MEPRO Unit 2	**Available Capacity** Disponible para Unidad 2	KW Promedio Ajustado a 227,150	**Penalidades**	Available Capacity Unit 2 - KW	Derating/Outage Unit 2 - KW	Derated Hours Unit 2	Outage Hours	Unit 2 Stand-Flag	Unit 2 MDH Hours	Unit 2 BMDH Hours	Force Mayeure Flag	Equivalent Force Mayeure Hours	**Facility** Available Capacity KW	**Date**		**Facility** Available Capacity MW (Declared)	**Facility** Available Capacity KW (Declared)	KW Promedio Ajustado a 454,300	**Penalidades**	Available Capacity Facility - KW	Derating/Outage Facility - KW	**Equivalent Derated Hours Facility - %**	**Outage** Cantidad de Fallas de Sus Dos Unidades	**Facility** BMDH	**Facility** Equivalent Force Mayeure Hours
1	120120	100	229,464	0.0	0.00	0		0	227,150.00	0.00%	1	0	0.00	0.00	0	0.00%	120120	100	229,464.0	229.46	229,464		229,464	1,499.00	0.66%	0	0	0.00	1.00	1	0	0.00%	229,464	120120	100	229,700	229,700	229,700		229,700	229,600.00	50.32%	0	0	0
2	120120	200	229,400	0.0	0.00	0		0	227,150.00	0.00%	1	0	0.00	0.00	0	0.00%	120120	200	229,400.0	229.40	229,400		229,400	1,500.00	0.66%	0	0	0.00	1.00	2	0	0.00%	229,400	120120	200	229,400	229,400	229,400		229,400	229,700.00	50.32%	0	0	0
3	120120	300	229,152	0.0	0.00	0		0	227,150.00	0.00%	1	0	0.00	0.00	0	0.00%	120120	300	229,152.0	229.15	229,152		229,152	1,998.00	0.88%	0	0	0.00	1.00	3	0	0.00%	229,152	120120	300	229,200	229,200	229,200		229,200	229,100.00	50.43%	0	0	0

Exhibit A - Enmienda
Overhaul Hours greater than 438 allowed as Major Overhaul Hours

Example 1

Month	# dias	PH	Accum. PH 12 Months	OH	Accum. OH 12 Months	Accum. AH 12 Months	Derated Capacity (MW)	Derated Hours	EDH	Accum. EDH 12 Months	Overhaul Hours	Unit 1 EMOH	Unit 2 EMOH	Accumulative EMOH	EFMH	Accum. EFMH 12 Months
Nov-02	2	48	48	0	0	48	-	-	0.0	0.0	0.0	0.0	0.0	0.0	0	0
Dec-02	31	744	792	0	0	792	-	-	49.8	49.8	0.0	0.0	0.0	0.0	0	0
Jan-03	31	744	1,536	0	0	1,536	-	-	96.5	146.3	0.0	0.0	0.0	0.0	0	0
Feb-03	28	672	2,208	36	36	2,172	-	-	24.4	170.7	0.0	0.0	0.0	0.0	0	0
Mar-03	31	744	2,952	0	36	2,916	-	-	179.1	349.8	0.0	0.0	0.0	0.0	0	0
Apr-03	30	720	3,672	0	36	3,636	-	-	17.1	366.9	0.0	0.0	0.0	0.0	0	0
May-03	31	744	4,416	11	47	4,369	-	-	208.7	575.6	0.0	0.0	0.0	0.0	0	0
Jun-03	30	720	5,136	2	49	5,087	-	-	360.4	936.0	0.0	0.0	0.0	0.0	0	0
Jul-03	31	744	5,880	0	49	5,831	-	-	159.9	1095.9	0.0	0.0	0.0	0.0	0	0
Aug-03	31	744	6,624	2	51	6,573	-	-	64.6	1160.5	0.0	0.0	0.0	0.0	0	0
Sep-03	30	720	7,344	0	51	7,293	-	-	160.9	1321.4	0.0	0.0	0.0	0.0	0	0
Oct-03	31	744	8,088	1	52	8,036	-	-	42.9	1364.3	0.0	0.0	0.0	0.0	0	0
Nov-03	30	501	8,541	0	52	8,489	-	-	66.5	1430.8	550.0	0.0	219.0	219.0	0	0
Dec-03	31	744	8,541	0	52	8,489	-	-	70.6	1451.6	123.0	0.0	0.0	0.0	0	0
Jan-04	31	744	8,541	0	52	8,489	-	-	163.9	1518.9	0.0	0.0	0.0	0.0	0	0
Feb-04	29	696	8,565	0	16	8,549	-	-	13.7	1508.2	0.0	0.0	0.0	0.0	0	0
Mar-04	31	744	8,565	0	16	8,549	-	-	0.0	1329.1	0.0	0.0	0.0	0.0	0	0
Apr-04	30	720	8,565	0	16	8,549	-	-	0.7	1312.7	0.0	0.0	0.0	0.0	0	0
May-04	31	744	8,565	0	5	8,560	-	-	0.0	1104.0	0.0	0.0	0.0	0.0	0	0
Jun-04	30	720	8,565	0	3	8,562	-	-	146.7	890.3	0.0	0.0	0.0	0.0	0	0
Jul-04	31	744	8,565	0	3	8,562	-	-	58.8	789.2	0.0	0.0	0.0	0.0	0	0
Aug-04	31	744	8,565	0	1	8,564	-	-	62.7	787.3	0.0	0.0	0.0	0.0	0	0
Sep-04	30	720	8,565	7	8	8,557	-	-	2.8	629.2	0.0	0.0	0.0	0.0	0	0
Oct-04	31	744	8,565	0	7	8,558	-	-	103.8	690.1	0.0	0.0	0.0	0.0	0	0
Nov-04	30	720	8,784	0	7	8,777	-	-	2.7	626.3	0.0	0.0	0.0	0.0	0	0
Dec-04	31	744	8,784	0	7	8,777	-	-	5.2	560.9	0.0	0.0	0.0	0.0	0	0
Jan-05	31	744	8,784	0	7	8,777	-	-	51.5	448.6	0.0	0.0	0.0	0.0	0	0
Feb-05	28	672	8,760	14	21	8,739	-	-	70.0	504.9	0.0	0.0	0.0	0.0	0	0
Mar-05	31	744	8,760	0	21	8,739	-	-	1.8	506.7	0.0	0.0	0.0	0.0	0	0
Apr-05	30	720	8,760	0	21	8,739	-	-	179.5	685.5	0.0	0.0	0.0	0.0	0	0
May-05	31	744	8,760	13	34	8,726	-	-	239.3	924.8	0.0	0.0	0.0	0.0	0	0
Jun-05	30	720	8,760	0	34	8,726	-	-	55.9	834.0	0.0	0.0	0.0	0.0	0	0
Jul-05	31	744	8,760	0	34	8,726	-	-	24.8	800.0	0.0	0.0	0.0	0.0	0	0
Aug-05	31	744	8,760	0	34	8,726	-	-	65.3	802.6	0.0	0.0	0.0	0.0	0	0
Sep-05	30	720	8,760	3	30	8,730	-	-	54.3	854.1	0.0	0.0	0.0	0.0	0	0
Oct-05	31	541	8,557	0	30	8,527	-	-	15.3	765.6	406.0	203.0	0.0	203.0	0	0
Nov-05	30	704	8,541	0	30	8,511	-	-	26.0	788.9	45.0	16.0	0.0	16.0	0	0
Dec-05	31	744	8,541	0	30	8,511	-	-	32.0	815.7	0.0	0.0	0.0	0.0	0	0
Jan-06	31	744	8,541	0	30	8,511	-	-	0.2	764.4	0.0	0.0	0.0	0.0	0	0
Feb-06	28	672	8,541	0	16	8,525	-	-	0.0	694.4	0.0	0.0	0.0	0.0	0	0
Mar-06	31	744	8,541	0	16	8,525	-	-	36.9	729.5	0.0	0.0	0.0	0.0	0	0
Apr-06	30	720	8,541	11	27	8,514	-	-	246.9	796.9	0.0	0.0	0.0	0.0	0	0
May-06	31	744	8,541	0	14	8,527	-	-	3.6	561.2	0.0	0.0	0.0	0.0	0	0
Jun-06	30	720	8,541	0	14	8,527	-	-	37.5	542.8	0.0	0.0	0.0	0.0	0	0
Jul-06	31	744	8,541	0	14	8,527	-	-	22.0	540.0	0.0	0.0	0.0	0.0	0	0
Aug-06	31	744	8,541	0	14	8,527	-	-	0.0	474.7	0.0	0.0	0.0	0.0	0	0
Sep-06	30	720	8,541	0	11	8,530	-	-	1.1	421.5	0.0	0.0	0.0	0.0	0	0
Oct-06	31	744	8,744	0	11	8,733	-	-	209.0	615.2	0.0	0.0	0.0	0.0	0	0
Nov-06	30	720	8,760	0	11	8,749	-	-	85.2	674.4	0.0	0.0	0.0	0.0	0	0
Dec-06	31	744	8,760	0	11	8,749	-	-	16.3	658.7	0.0	0.0	0.0	0.0	0	0
Jan-07	31	744	8,760	0	11	8,749	-	-	77.7	736.2	0.0	0.0	0.0	0.0	0	0
Feb-07	28	672	8,760	0	11	8,749	-	-	88.5	824.7	0.0	0.0	0.0	0.0	0	0
Mar-07	31	744	8,760	0	11	8,749	-	-	1.0	788.8	0.0	0.0	0.0	0.0	0	0
Apr-07	30	720	8,760	0	0	8,760	-	-	1.2	543.1	0.0	0.0	0.0	0.0	0	0
May-07	31	744	8,760	0	0	8,760	-	-	147.6	687.1	0.0	0.0	0.0	0.0	0	0
Jun-07	30	720	8,760	0	0	8,760	-	-	68.3	717.9	0.0	0.0	0.0	0.0	0	0
Jul-07	31	744	8,760	0	0	8,760	-	-	1.5	697.4	0.0	0.0	0.0	0.0	0	0
Aug-07	31	744	8,760	0	0	8,760	-	-	17.7	715.1	0.0	0.0	0.0	0.0	0	0
Sep-07	30	720	8,760	0	0	8,760	-	-	40.4	754.4	0.0	0.0	0.0	0.0	0	0
Oct-07	31	744	8,760	0	0	8,760	-	-	44.2	589.6	0.0	0.0	0.0	0.0	0	0
Nov-07	30	720	8,760	0	0	8,760	-	-	166.7	671.1	0.0	0.0	0.0	0.0	0	0
Dec-07	31	744	8,760	4	4	8,756	-	-	50.2	705.0	0.0	0.0	0.0	0.0	0	0
Jan-08	31	744	8,760	0	4	8,756	-	-	3.0	630.3	0.0	0.0	0.0	0.0	0	0
Feb-08	29	696	8,784	0	4	8,780	-	-	4.3	546.1	0.0	0.0	0.0	0.0	0	0
Mar-08	31	744	8,784	0	4	8,780	-	-	74.3	619.4	0.0	0.0	0.0	0.0	0	0
Apr-08	30	720	8,784	0	4	8,780	-	-	0.6	618.8	0.0	0.0	0.0	0.0	0	0
May-08	31	744	8,784	0	4	8,780	-	-	61.1	532.3	0.0	0.0	0.0	0.0	0	0
Jun-08	30	523	8,587	0	4	8,583	-	-	11.0	475.0	395.0	0.0	197.5	197.5	0	0
Jul-08	31	723	8,565	0	4	8,561	-	-	142.6	616.1	289.0	0.0	21.5	21.5	0	0
Aug-08	31	744	8,565	0	4	8,561	-	-	15.1	613.5	0.0	0.0	0.0	0.0	0	0
Sep-08	30	720	8,565	0	4	8,561	-	-	28.7	601.8	0.0	0.0	0.0	0.0	0	0
Oct-08	31	744	8,565	0	4	8,561	-	-	10.1	567.7	0.0	0.0	0.0	0.0	0	0
Nov-08	30	720	8,565	95	99	8,466	-	-	178.3	579.3	0.0	0.0	0.0	0.0	0	0
Dec-08	31	744	8,565	0	95	8,470	-	-	5.2	534.3	0.0	0.0	0.0	0.0	0	0
Jan-09	31	744	8,565	0	95	8,470	-	-	1.3	532.6	0.0	0.0	0.0	0.0	0	0
Feb-09	28	672	8,541	0	95	8,446	-	-	108.6	636.9	0.0	0.0	0.0	0.0	0	0
Mar-09	31	744	8,541	0	95	8,446	-	-	112.5	675.1	0.0	0.0	0.0	0.0	0	0
Apr-09	30	720	8,541	3	98	8,443	-	-	146.0	820.5	0.0	0.0	0.0	0.0	0	0

Coal Price

				Hora		Fecha
		104.06		1	100	120120
		88.83		2	200	120120
(i)	Cost of Fuel ($/MT) - Coal + Freight	**$127.33**	DEQ	3	300	120120
		107.1449		4	400	120120
(ii)	Cost of Fuel ($/MMBtu)	**$5.1112**		5	500	120120
	Transition Cost	**$4.3009**		6	600	120120
				7	700	120120
(iii)	Emergency Purchase Coal Price ($/MT)	**$81.25**	DEQ	8	800	120120
				9	900	120120
		$3.2615		10	1000	120120
				11	1100	120120
	Emergency Purchase Coal Price ($/MT)	**$123.98**	DEQ	12	1200	120120
				13	1300	120120
(iv)		**$4.9767**		14	1400	120120
				15	1500	120120
(v)				16	1600	120120
				17	1700	120120
(iv)				18	1800	120120
				19	1900	120120
				20	2000	120120
				21	2100	120120
				22	2200	120120
				23	2300	120120
				24	2400	120120
				25	100	120220
				26	200	120220
				27	300	120220
				28	400	120220
				29	500	120220
				30	600	120220
				31	700	120220
				32	800	120220
				33	900	120220
				34	1000	120220

Anejo D

Demand Charge as Provided in Article 11.1 (b)(1)
Following Procedure Described on Exhibit J of the
Power Purchase and Operating Agreement
Calculated Using the 10-year Treasury Rate of 4.888%

Year	Demand Charge* ($/KW - Month)
1	18.84
2	19.06
3	19.29
4	19.51
5	19.74
6	19.97
7	20.20
8	20.44
9	20.67
10	20.92
11	21.16
12	21.41
13	21.65
14	21.91
15	22.15
16	22.41
17	22.67
18	22.93
19	17.28
20	17.55
21	13.53
22	13.66
23	13.80
24	13.94
25	14.08

***** The following Demand Charges apply for the remaining of the Term.

Hoja de trabajo para calcular el Factor de Ajuste por Fuerza Mayor (FMAF)
(Datos utilizados sólo si es declarada una Fuerza Mayor.)

CPP =	24.1037	Capacity Purchase Price ($/kW-month)
EFMH =	0	Equivalent Force Majeure Hours
DC =	454,300	Dependable Capacity (kW)
BPH =	744	Billing Period Hours
FMACP=	$10,950,310.91	CPP x (BHP -EFMH) x DC/BHP
FMACP=	**$24.1037**	**per kW**

AES Puerto Rico, L.P.
Additional Energy Sales Agreement Invoice Verification Sheet
Input Page

Meter Reading Data	**December-20**	
Date of Reading	12/31/2020	
Date of Last Reading	11/30/2020	
Billing Period	218	A
Days in Billing Period	31	

Energy Payment

Energy Above Dependable Capacity (kWh)	2,601,810.00	
Cost of Fuel ($/MMBtu)	4.3887	Calculated on Cost of Fuel
Fuel Cost Determination Factor (FCDF)	9,800.0	
Fuel Related Charge (FRC) in ¢/kWh	4.3009	Calculated on FACT
Variable O&M (VO&M) in ¢/kWh	0.7446	Calculated on FACT
Energy Purchase Price (EPP) in ¢/kWh	5.0455	
Energy Payment (EP) in US$	$131,275.00	

Additional Sales Surcharge

Additional Sales Surcharge in $/kW	0.0460
Capacity Payment (CP) in US$	$119,683.26

Total Payment in US$: $250,958.26

Payment Due Date: 16-Feb-2021

Preparado por y Certificado Correcto:

Roberto Rivera Medina, Ingeniero Gerencial
Departamento Sistemas de Generación

Miguel Irizarry Silvestrini, Superintendente
Generación y Proyectos de Energía Renovable

Aprobado:

Alfonso Baretty Huertas, Director Interino
Planificación y Protección Ambiental

		Delivery Number	Customs Bond Renewal	Customs Broker Fees	Bunker Price Adjustment	Total
1		604		$ 600.00	($15,641.63)	($15,041.63)
2		605		$ 600.00	($16,989.34)	($16,389.34)
3		606		$ 600.00	$0.00	$600.00
4		607		$ 600.00	$0.00	$600.00
5		608		$ 600.00	$0.00	$600.00
6		609		$ 600.00	($9,189.12)	($8,589.12)
7		610		$ 600.00	($8,796.05)	($8,196.05)
8		611		$ 600.00	$0.00	$600.00
9		612		$ -	$0.00	$0.00
10		613		$ 600.00	($2,056.12)	($1,456.12)
11		614		$ 600.00	($1,847.56)	($1,247.56)
	11	**Shipments**	$ -	$ 6,000.00	($54,519.82)	**($48,519.82)**

AES Puerto Rico, L.P.
Hoja de Trabajo para Calcular Factura
Input Page

Meter Reading Data	**January-21**	
Date of Reading	1/31/2021	Data Input
Date of Last Reading	12/31/2020	Data Input
Billing Period	219	Reference
Days in Billing Period	31	Reference
Capacity Factor	91.1%	Reference

Energy Payment

Net Electrical Output (NEO) in kWh	307,965,716.00	Data Input
NEO Flag	OK	Verifica el NEO Input vs NEO calculado en FCDF.
Sum of Available Capacities	324,127,900	From OH&EDH&MOH&FMH
Cost of Fuel ($/MMBtu)	4.3887	Calculated on Cost of Fuel
Fuel Cost Determination Factor (FCDF)	9,854.3	Calculated on FCDF based on hourly data input.
Fuel Related Charge (FRC) in ¢/kWh	4.3248	Calculated on FACT
Variable O&M (VO&M) in ¢/kWh	0.7446	Calculated on FACT
Energy Purchase Price (EPP) in ¢/kWh	5.0694	
Energy Payment (EP) in US$	$15,612,014.01	Calculated on FACT

Capacity Payment

Dependable Capacity (DC)	454,300	kW	
Equivalent Availability (EA)	84.6	Calculated on EA/Se entra en Input	95.90%
Downward Adjustment	7.8000	Calculated on FACT	
Demand Charge (DC) in $/kW-month	17.2800	Calculated on FACT	
Fixed O&M (FO&M) in $/kW-month	6.8237	Calculated on FACT	
Capacity Purchase Price (CPP) in $/kW-month	$24.1037	Calculated on FACT	
CPP ajustado por FMAF	$24.1037	Calculated on FACT	
CPP Ajustado por EAF (Downward Adjustment)	$22.2236		
Capacity Payment (CP) in US$	$10,096,186.66	Calculated on FACT	

Start-up Payment

Number of Cold Starts	0	Data Input
Number of Warm Starts	0	Data Input
Number of Hot Starts	0	Data Input
Applicable Demand Charge	0	Data Input
Start up Payment in US$	$0.00	Calculated on FACT

Miscellaneous Coal Charges	$0.00	Data Input
Total Payment in US$:	$25,708,200.67	Calculated on FACT
Payment Due Date:	19-Mar-2021	

Preparado por y Cotejado:

Roberto Rivera Medina, Ingeniero Gerencial
Departamento Sistemas de Generación

Miguel Irizarry Silvestrini, Superintendente
Generación y Proyectos de Energía Renovable

Aprobado por:

Alfonso Baretty Huertas, Director Interino
Planificación y Protección Ambiental

Modelo Hoja de Trabajo para Calcular Factura (Revisado 3/19/2003)
Datos utilizados son solamente para propositos de ilustración.

AES Puerto Rico Bill		January-21			Definition	
	Date of Reading	1/31/2021				Medición Remota
	Date of Last Reading	12/31/2020				Medición Remota
	Days in Billing Period	31				Medición Remota
	Capacity Factor	91.1%				Basado en Available Capacity
Meter Reading	Net Electrical Output (NEO)	307,965,716.00	KWH			Medición Remota
		102.0000		$4.0944 for 2015		
		106.0000		$4.2550 for 2016-17		
		127.3300		$5.1112		
		104.0600		###############		
		88.8300		$3.5658		
		66.7000		$2.6774		
		66.1599		$2.6557		
		65.5500		$2.6313		
		52.2800		$2.0986		
Energía	Energy Payment	52.0200		$2.0882	=Fuel Related Charge + VO&M Charge	
		51.7600		$2.0777		
A	**Fuel Related Charge**	51.5000		$2.0673		
		36.2500		$1.4551		
	Cost of Fuel ($/MT) - Coal + Freight	$111.5000		$4.4758		
	Cost of Fuel ($/MMBTU)	$4.4758			Depends on Fuel Supply contract	TBA
	FCDC (Fuel Cost Determination Factor)	9,854.3404			Fuel Cost Determination Factor, based on Heat Rate @ Dispatch	
	Heat Rate (HR) @ Base Load	9800			As per PPOA	
	FRC (cents/KWH)	4.3248			= Cost of Fuel x Fuel Cost Determination Factor / 10,000	
		4.4106		$4.3863 if HR= 9800		
B	**Variable Operation & Maintenace Cost**					
	Variable Operation & Maintenance Charge (Jan 1, 19	0.4190			Valor Base para Jan 1, 1995.	
	US-CPI FY 1993	142.5250			US CPI for Fiscal Year ending June 30, 1993	
	US-CPI Prior Year	253.2683			US CPI for Fiscal Year ending June 30, preceding year	
1	Variable Operation & Maintenance Charge (cents/KW	0.7446			=0.00419 * USCPI relevant year/USCPI 1993	
C	Energy Purchase Price ($/kwh)	5.0694		5.1309		
	Energy Charge ($)			**$15,612,014.01**		
Capacidad	Capacity Payment					
	Dependable Capacity (DC)	454,300	KW		A ser determinado durante las pruebas	PPOA
	Demand Charge (DC)	17.2800			De acuerdo con la sección 11.b.(1), según enmendada, calc. En langaf600.xls calculado al treasury rate= 4.888% plus 40 basis points = 5.288%	
	Fixed Operation & Maintenance Charge					
	Fixed Operation & Maintenance Charge (Jan 1, 1994)	3.8400				
	US CPI FY 1993	142.5250			US CPI for Fiscal Year ending June 30, 1993	
	US CPI Year	253.2683			US CPI for Fiscal Year ending June 30, preceding year	
	Fixed Operation & Maintenance Charge ($/KW)	6.8237			=3.84 * USCPI relevant year/USCPI 1993	
	Capacity Purchase Price (CPP)	24.1037		$24.1037 Check		Planif. Generación
	CPP ajustado por FMAF	24.1037				
	Equivalent Availability Factor (EAF)	84.6				
	Downward Adjustment	7.8000				
	CPP Ajustado por EAF (Downward Adjustment)	22.2236				
	Capacity Payment (CP)			**$10,096,186.66**		
11.1.©	**Start Up Payment**					
	Cost per Cold Start ($CS)	$0.00				
	Number of Cold Starts	0				
	Cost per Warm Start ($WS)	$0.00				
	Number of Warm Starts	0				
	Cost per Hot Start ($HS)	$0.00				
	Number of Hot Starts	0				
	Total Payment:			**$25,708,200.67**		

661	462,720.0	8,420	1	8,420	12821	###	454,300.0	2	1.00000000	1	454300.0000
662	463,536.0	9,236	1	9,236	12821	###	454,300.0	2	1.00000000	1	454300.0000
663	464,336.0	10,036	1	10,036	12821	###	454,300.0	2	1.00000000	1	454300.0000
664	464,336.0	10,036	1	10,036	12821	###	454,300.0	2	1.00000000	1	454300.0000
665	465,088.0	10,788	1	10,788	12821	###	454,300.0	2	1.00000000	1	454300.0000
666	465,424.0	11,124	1	11,124	12821	###	454,300.0	2	1.00000000	1	454300.0000
667	464,848.0	10,548	1	10,548	12821	###	454,300.0	2	1.00000000	1	454300.0000
668	461,184.0	6,884	1	6,884	12821	###	454,300.0	2	1.00000000	1	454300.0000
669	460,752.0	6,452	1	6,452	12821	###	454,300.0	2	1.00000000	1	454300.0000
670	460,976.0	6,676	1	6,676	12821	###	454,300.0	2	1.00000000	1	454300.0000
671	461,104.0	6,804	1	6,804	12821	###	454,300.0	2	1.00000000	1	454300.0000
672	463,056.0	8,756	1	8,756	12821	###	454,300.0	2	1.00000000	1	454300.0000
673	408,672.0	0	0	0	12921	100	408,672.0	2	0.99993149	1	408672.0000
674	329,248.0	0	0	0	12921	200	329,248.0	2	1.00014581	1	329248.0000
675	289,616.0	0	0	0	12921	300	289,616.0	2	1.00005525	1	289616.0000
676	284,016.0	0	0	0	12921	400	284,016.0	2	1.00005634	1	284016.0000
677	281,568.0	0	0	0	12921	500	281,568.0	2	0.99988636	1	281568.0000
678	282,528.0	0	0	0	12921	600	282,528.0	2	1.00009912	1	282528.0000
679	312,608.0	0	0	0	12921	700	312,608.0	2	1.00002559	1	312608.0000
680	372,576.0	0	0	0	12921	800	372,576.0	2	0.99993559	1	372576.0000
681	435,856.0	0	0	0	12921	900	435,856.0	2	0.99989906	1	435856.0000
682	459,856.0	5,556	1	5,556	12921	###	454,300.0	2	1.00000000	1	454300.0000

Horas PH		NEO KWH	kW Instantaneo Según Medidor MERPO Unit 1	**Available Capacity** Según Unidad 1 para Unidad 1	KW Promedio Ajustado a 227,330	**Penalidades**	Available Capacity Unit 1 - KW	Derating/Outage Unit 1 - KW	Derated Hours Unit 1	Outage Hours	Unit 1 EMDH Flag	Unit 1 MDH Hours	Unit 1 EMDH Hours	Force Majeure Flag	Equivalent Force Majeure Hours		kW Instantaneo Según Medidor MERPO Unit 2	**Available Capacity** Según Unidad 2 para Unidad 2	KW Promedio Ajustado a 227,330	**Penalidades**	Available Capacity Unit 2 - KW	Derating/Outage Unit 2 - KW	Derated Hours Unit 2	Outage Hours	Unit 2 EMDH Flag	Unit 2 MDH Hours	Unit 2 EMDH Hours	Force Majeure Flag	Equivalent Force Majeure Hours	**Facility** Available Capacity KW	**Date**		**Facility** Available Capacity MW (Declared)	**Ajuste** Semicolumn (0/1/2)	KW Promedio Ajustado a 454,300	**Penalidades**	Available Capacity Facility - KW	Derating/Outage Facility - KW	**Equivalent Derated Hours** Facility - %	**Outage** Equivalent Outage Calculated per sums (in lieu dos maquinas)	**Facility** EMDH	**Facility** (Equivalent Force Majeure Hours)
1	10121	100	453,876	231,168.0	231.17	226,930	226,000	0.00	0.00%	0	0	0.00	0.00	0	0.00%	10121	103	232,380.0	232.38	226,930		229,000	0.00	0.00%	0	0	0.00	1.00	1	0	0.00%	454,000	10121	103	454,300	454,300		454,300	454,300					
2	10121	100	463,942	231,370.0	231.37	226,930	226,000	0.00	0.00%	0	0	0.00	0.00	0	0.00%	10121	203	232,480.0	232.48	226,930		229,000	0.00	0.00%	0	0	0.00	1.00	2	0	0.00%	454,000	10121	203	454,300	454,300		454,300	454,300					
3	10121	300	442,444	220,672.0	220.67	226,930	220,672	6,478.00	2.95%	0	0	0.00	0.00	0	0.00%	10121	303	221,772.0	221.77	226,930		221,772	6,378.00	2.97%	0	0	0.00	1.00	3	0	0.00%	442,444	10121	303	454,300	454,300		454,300	454,300					

Exhibit A - Enmienda
Overhaul Hours greater than 438 allowed as Major Overhaul Hours

Example 1

Month	# dias	PH	Accum. PH 12 Months	OH	Accum. OH 12 Months	Accum. AH 12 Months	Derated Capacity (MW)	Derated Hours	EDH	Accum. EDH 12 Months	Overhaul Hours	Unit 1 EMOH	Unit 2 EMOH	Accumulative EMOH	EFMH	Accum. EFMH 12 Months
Nov-02	2	48	48	0	0	48	-	-	0.0	0.0	0.0	0.0	0.0	0.0	0	0
Dec-02	31	744	792	0	0	792	-	-	49.8	49.8	0.0	0.0	0.0	0.0	0	0
Jan-03	31	744	1,536	0	0	1,536	-	-	96.5	146.3	0.0	0.0	0.0	0.0	0	0
Feb-03	28	672	2,208	36	36	2,172	-	-	24.4	170.7	0.0	0.0	0.0	0.0	0	0
Mar-03	31	744	2,952	0	36	2,916	-	-	179.1	349.8	0.0	0.0	0.0	0.0	0	0
Apr-03	30	720	3,672	0	36	3,636	-	-	17.1	366.9	0.0	0.0	0.0	0.0	0	0
May-03	31	744	4,416	11	47	4,369	-	-	208.7	575.6	0.0	0.0	0.0	0.0	0	0
Jun-03	30	720	5,136	2	49	5,087	-	-	360.4	936.0	0.0	0.0	0.0	0.0	0	0
Jul-03	31	744	5,880	0	49	5,831	-	-	159.9	1095.9	0.0	0.0	0.0	0.0	0	0
Aug-03	31	744	6,624	2	51	6,573	-	-	64.6	1160.5	0.0	0.0	0.0	0.0	0	0
Sep-03	30	720	7,344	0	51	7,293	-	-	160.9	1321.4	0.0	0.0	0.0	0.0	0	0
Oct-03	31	744	8,088	1	52	8,036	-	-	42.9	1364.3	0.0	0.0	0.0	0.0	0	0
Nov-03	30	501	8,541	0	52	8,489	-	-	66.5	1430.8	550.0	0.0	219.0	219.0	0	0
Dec-03	31	744	8,541	0	52	8,489	-	-	70.6	1451.6	123.0	0.0	0.0	0.0	0	0
Jan-04	31	744	8,541	0	52	8,489	-	-	163.9	1518.9	0.0	0.0	0.0	0.0	0	0
Feb-04	29	696	8,565	0	16	8,549	-	-	13.7	1508.2	0.0	0.0	0.0	0.0	0	0
Mar-04	31	744	8,565	0	16	8,549	-	-	0.0	1329.1	0.0	0.0	0.0	0.0	0	0
Apr-04	30	720	8,565	0	16	8,549	-	-	0.7	1312.7	0.0	0.0	0.0	0.0	0	0
May-04	31	744	8,565	0	5	8,560	-	-	0.0	1104.0	0.0	0.0	0.0	0.0	0	0
Jun-04	30	720	8,565	0	3	8,562	-	-	146.7	890.3	0.0	0.0	0.0	0.0	0	0
Jul-04	31	744	8,565	0	3	8,562	-	-	58.8	789.2	0.0	0.0	0.0	0.0	0	0
Aug-04	31	744	8,565	0	1	8,564	-	-	62.7	787.3	0.0	0.0	0.0	0.0	0	0
Sep-04	30	720	8,565	7	8	8,557	-	-	2.8	629.2	0.0	0.0	0.0	0.0	0	0
Oct-04	31	744	8,565	0	7	8,558	-	-	103.8	690.1	0.0	0.0	0.0	0.0	0	0
Nov-04	30	720	8,784	0	7	8,777	-	-	2.7	626.3	0.0	0.0	0.0	0.0	0	0
Dec-04	31	744	8,784	0	7	8,777	-	-	5.2	560.9	0.0	0.0	0.0	0.0	0	0
Jan-05	31	744	8,784	0	7	8,777	-	-	51.5	448.6	0.0	0.0	0.0	0.0	0	0
Feb-05	28	672	8,760	14	21	8,739	-	-	70.0	504.9	0.0	0.0	0.0	0.0	0	0
Mar-05	31	744	8,760	0	21	8,739	-	-	1.8	506.7	0.0	0.0	0.0	0.0	0	0
Apr-05	30	720	8,760	0	21	8,739	-	-	179.5	685.5	0.0	0.0	0.0	0.0	0	0
May-05	31	744	8,760	13	34	8,726	-	-	239.3	924.8	0.0	0.0	0.0	0.0	0	0
Jun-05	30	720	8,760	0	34	8,726	-	-	55.9	834.0	0.0	0.0	0.0	0.0	0	0
Jul-05	31	744	8,760	0	34	8,726	-	-	24.8	800.0	0.0	0.0	0.0	0.0	0	0
Aug-05	31	744	8,760	0	34	8,726	-	-	65.3	802.6	0.0	0.0	0.0	0.0	0	0
Sep-05	30	720	8,760	3	30	8,730	-	-	54.3	854.1	0.0	0.0	0.0	0.0	0	0
Oct-05	31	541	8,557	0	30	8,527	-	-	15.3	765.6	406.0	203.0	0.0	203.0	0	0
Nov-05	30	704	8,541	0	30	8,511	-	-	26.0	788.9	45.0	16.0	0.0	16.0	0	0
Dec-05	31	744	8,541	0	30	8,511	-	-	32.0	815.7	0.0	0.0	0.0	0.0	0	0
Jan-06	31	744	8,541	0	30	8,511	-	-	0.2	764.4	0.0	0.0	0.0	0.0	0	0
Feb-06	28	672	8,541	0	16	8,525	-	-	0.0	694.4	0.0	0.0	0.0	0.0	0	0
Mar-06	31	744	8,541	0	16	8,525	-	-	36.9	729.5	0.0	0.0	0.0	0.0	0	0
Apr-06	30	720	8,541	11	27	8,514	-	-	246.9	796.9	0.0	0.0	0.0	0.0	0	0
May-06	31	744	8,541	0	14	8,527	-	-	3.6	561.2	0.0	0.0	0.0	0.0	0	0
Jun-06	30	720	8,541	0	14	8,527	-	-	37.5	542.8	0.0	0.0	0.0	0.0	0	0
Jul-06	31	744	8,541	0	14	8,527	-	-	22.0	540.0	0.0	0.0	0.0	0.0	0	0
Aug-06	31	744	8,541	0	14	8,527	-	-	0.0	474.7	0.0	0.0	0.0	0.0	0	0
Sep-06	30	720	8,541	0	11	8,530	-	-	1.1	421.5	0.0	0.0	0.0	0.0	0	0
Oct-06	31	744	8,744	0	11	8,733	-	-	209.0	615.2	0.0	0.0	0.0	0.0	0	0
Nov-06	30	720	8,760	0	11	8,749	-	-	85.2	674.4	0.0	0.0	0.0	0.0	0	0
Dec-06	31	744	8,760	0	11	8,749	-	-	16.3	658.7	0.0	0.0	0.0	0.0	0	0
Jan-07	31	744	8,760	0	11	8,749	-	-	77.7	736.2	0.0	0.0	0.0	0.0	0	0
Feb-07	28	672	8,760	0	11	8,749	-	-	88.5	824.7	0.0	0.0	0.0	0.0	0	0
Mar-07	31	744	8,760	0	11	8,749	-	-	1.0	788.8	0.0	0.0	0.0	0.0	0	0
Apr-07	30	720	8,760	0	0	8,760	-	-	1.2	543.1	0.0	0.0	0.0	0.0	0	0
May-07	31	744	8,760	0	0	8,760	-	-	147.6	687.1	0.0	0.0	0.0	0.0	0	0
Jun-07	30	720	8,760	0	0	8,760	-	-	68.3	717.9	0.0	0.0	0.0	0.0	0	0
Jul-07	31	744	8,760	0	0	8,760	-	-	1.5	697.4	0.0	0.0	0.0	0.0	0	0
Aug-07	31	744	8,760	0	0	8,760	-	-	17.7	715.1	0.0	0.0	0.0	0.0	0	0
Sep-07	30	720	8,760	0	0	8,760	-	-	40.4	754.4	0.0	0.0	0.0	0.0	0	0
Oct-07	31	744	8,760	0	0	8,760	-	-	44.2	589.6	0.0	0.0	0.0	0.0	0	0
Nov-07	30	720	8,760	0	0	8,760	-	-	166.7	671.1	0.0	0.0	0.0	0.0	0	0
Dec-07	31	744	8,760	4	4	8,756	-	-	50.2	705.0	0.0	0.0	0.0	0.0	0	0
Jan-08	31	744	8,760	0	4	8,756	-	-	3.0	630.3	0.0	0.0	0.0	0.0	0	0
Feb-08	29	696	8,784	0	4	8,780	-	-	4.3	546.1	0.0	0.0	0.0	0.0	0	0
Mar-08	31	744	8,784	0	4	8,780	-	-	74.3	619.4	0.0	0.0	0.0	0.0	0	0
Apr-08	30	720	8,784	0	4	8,780	-	-	0.6	618.8	0.0	0.0	0.0	0.0	0	0
May-08	31	744	8,784	0	4	8,780	-	-	61.1	532.3	0.0	0.0	0.0	0.0	0	0
Jun-08	30	523	8,587	0	4	8,583	-	-	11.0	475.0	395.0	0.0	197.5	197.5	0	0
Jul-08	31	723	8,565	0	4	8,561	-	-	142.6	616.1	289.0	0.0	21.5	21.5	0	0
Aug-08	31	744	8,565	0	4	8,561	-	-	15.1	613.5	0.0	0.0	0.0	0.0	0	0
Sep-08	30	720	8,565	0	4	8,561	-	-	28.7	601.8	0.0	0.0	0.0	0.0	0	0
Oct-08	31	744	8,565	0	4	8,561	-	-	10.1	567.7	0.0	0.0	0.0	0.0	0	0
Nov-08	30	720	8,565	95	99	8,466	-	-	178.3	579.3	0.0	0.0	0.0	0.0	0	0
Dec-08	31	744	8,565	0	95	8,470	-	-	5.2	534.3	0.0	0.0	0.0	0.0	0	0
Jan-09	31	744	8,565	0	95	8,470	-	-	1.3	532.6	0.0	0.0	0.0	0.0	0	0
Feb-09	28	672	8,541	0	95	8,446	-	-	108.6	636.9	0.0	0.0	0.0	0.0	0	0
Mar-09	31	744	8,541	0	95	8,446	-	-	112.5	675.1	0.0	0.0	0.0	0.0	0	0
Apr-09	30	720	8,541	3	98	8,443	-	-	146.0	820.5	0.0	0.0	0.0	0.0	0	0

Coal Price

		104.06	
		88.83	
(i)	Cost of Fuel ($/MT) - Coal + Freight	**$127.33**	DEQ
		106.8693	
(ii)	Cost of Fuel ($/MMBtu)	**$5.1112**	
	Transition Cost	**$4.2899**	
(iii)	Emergency Purchase Coal Price ($/MT)	**$81.25**	DEQ
		$3.2615	
	Emergency Purchase Coal Price ($/MT)	**$123.98**	DEQ
(iv)		**$4.9767**	
(v)			
(iv)			

Hora		Fecha
1	100	10121
2	200	10121
3	300	10121
4	400	10121
5	500	10121
6	600	10121
7	700	10121
8	800	10121
9	900	10121
10	1000	10121
11	1100	10121
12	1200	10121
13	1300	10121
14	1400	10121
15	1500	10121
16	1600	10121
17	1700	10121
18	1800	10121
19	1900	10121
20	2000	10121
21	2100	10121
22	2200	10121
23	2300	10121
24	2400	10121
25	100	10221
26	200	10221
27	300	10221
28	400	10221
29	500	10221
30	600	10221
31	700	10221
32	800	10221
33	900	10221
34	1000	10221

Anejo D

Demand Charge as Provided in Article 11.1 (b)(1)
Following Procedure Described on Exhibit J of the
Power Purchase and Operating Agreement
Calculated Using the 10-year Treasury Rate of 4.888%

Year	Demand Charge* ($/KW - Month)
1	18.84
2	19.06
3	19.29
4	19.51
5	19.74
6	19.97
7	20.20
8	20.44
9	20.67
10	20.92
11	21.16
12	21.41
13	21.65
14	21.91
15	22.15
16	22.41
17	22.67
18	22.93
19	17.28
20	17.55
21	13.53
22	13.66
23	13.80
24	13.94
25	14.08

***** The following Demand Charges apply for the remaining of the Term.

Hoja de trabajo para calcular el Factor de Ajuste por Fuerza Mayor (FMAF)
(Datos utilizados sólo si es declarada una Fuerza Mayor.)

CPP =	24.1037	Capacity Purchase Price ($/kW-month)
EFMH =	0	Equivalent Force Majeure Hours
DC =	454,300	Dependable Capacity (kW)
BPH =	744	Billing Period Hours
FMACP=	$10,950,310.91	CPP x (BHP -EFMH) x DC/BHP
FMACP=	**$24.1037**	**per kW**

AES Puerto Rico, L.P.
Additional Energy Sales Agreement Invoice Verification Sheet
Input Page

Meter Reading Data	**January-21**	
Date of Reading	1/31/2021	
Date of Last Reading	12/31/2020	
Billing Period	219	A
Days in Billing Period	31	

Energy Payment

Energy Above Dependable Capacity (kWh)	3,121,196.00	
Cost of Fuel ($/MMBtu)	4.3887	Calculated on Cost of Fuel
Fuel Cost Determination Factor (FCDF)	9,800.0	
Fuel Related Charge (FRC) in ¢/kWh	4.3009	Calculated on FACT
Variable O&M (VO&M) in ¢/kWh	0.7446	Calculated on FACT
Energy Purchase Price (EPP) in ¢/kWh	5.0455	
Energy Payment (EP) in US$	$157,480.76	

Additional Sales Surcharge

Additional Sales Surcharge in $/kW	0.0460
Capacity Payment (CP) in US$	$143,575.02

Total Payment in US$: $301,055.78

Payment Due Date: 19-Mar-2021

Preparado por y Certificado Correcto:

Roberto Rivera Medina, Ingeniero Gerencial
Departamento Sistemas de Generación

Miguel Irizarry Silvestrini, Superintendente
Generación y Proyectos de Energía Renovable

Aprobado:

Alfonso Baretty Huertas, Director Interino
Planificación y Protección Ambiental

		Delivery Number	Customs Bond Renewal	Customs Broker Fees	Bunker Price Adjustment	Total
1		604		$ 600.00	($15,641.63)	($15,041.63)
2		605		$ 600.00	($16,989.34)	($16,389.34)
3		606		$ 600.00	$0.00	$600.00
4		607		$ 600.00	$0.00	$600.00
5		608		$ 600.00	$0.00	$600.00
6		609		$ 600.00	($9,189.12)	($8,589.12)
7		610		$ 600.00	($8,796.05)	($8,196.05)
8		611		$ 600.00	$0.00	$600.00
9		612		$ -	$0.00	$0.00
10		613		$ 600.00	($2,056.12)	($1,456.12)
11		614		$ 600.00	($1,847.56)	($1,247.56)
	11	**Shipments**	$ -	$ 6,000.00	($54,519.82)	**($48,519.82)**

AES Puerto Rico, L.P.
Hoja de Trabajo para Calcular Factura
Input Page

Meter Reading Data	**February-21**	
Date of Reading	2/28/2021	Data Input
Date of Last Reading	1/31/2021	Data Input
Billing Period	220	Reference
Days in Billing Period	28	Reference
Capacity Factor	93.6%	Reference

Energy Payment

Net Electrical Output (NEO) in kWh	285,648,212.00	Data Input
NEO Flag	OK	Verifica el NEO Input vs NEO calculado en FCDF.
Sum of Available Capacities	289,655,400	From OH&EDH&MOH&FMH
Cost of Fuel ($/MMBtu)	4.3902	Calculated on Cost of Fuel
Fuel Cost Determination Factor (FCDF)	9,813.2	Calculated on FCDF based on hourly data input.
Fuel Related Charge (FRC) in ¢/kWh	4.3078	Calculated on FACT
Variable O&M (VO&M) in ¢/kWh	0.7562	Calculated on FACT
Energy Purchase Price (EPP) in ¢/kWh	5.0640	
Energy Payment (EP) in US$	$14,465,225.46	Calculated on FACT

Capacity Payment

Dependable Capacity (DC)	454,300	kW	
Equivalent Availability (EA)	84.9	Calculated on EA/Se entra en Input	94.88%
Downward Adjustment	7.2000	Calculated on FACT	
Demand Charge (DC) in $/kW-month	17.2800	Calculated on FACT	
Fixed O&M (FO&M) in $/kW-month	6.9305	Calculated on FACT	
Capacity Purchase Price (CPP) in $/kW-month	$24.2105	Calculated on FACT	
CPP ajustado por FMAF	$24.2105	Calculated on FACT	
CPP Ajustado por EAF (Downward Adjustment)	$22.4673		
Capacity Payment (CP) in US$	$10,206,914.38	Calculated on FACT	

Start-up Payment

Number of Cold Starts	0	Data Input
Number of Warm Starts	0	Data Input
Number of Hot Starts	0	Data Input
Applicable Demand Charge	0	Data Input
Start up Payment in US$	$0.00	Calculated on FACT

Miscellaneous Coal Charges	$0.00	Data Input
Total Payment in US$:	$24,672,139.84	Calculated on FACT
Payment Due Date:	16-Apr-2021	

Preparado por y Cotejado:

Roberto Rivera Medina, Ingeniero Gerencial
Departamento Sistemas de Generación

Miguel Irizarry Silvestrini, Superintendente
Generación y Proyectos de Energía Renovable

Aprobado por:

Alfonso Baretty Huertas, Director Interino
Planificación y Protección Ambiental

Modelo Hoja de Trabajo para Calcular Factura (Revisado 3/19/2003)
Datos utilizados son solamente para propositos de ilustración.

AES Puerto Rico Bill		February-21			Definition	
	Date of Reading	2/28/2021				Medición Remota
	Date of Last Reading	1/31/2021				Medición Remota
	Days in Billing Period	28				Medición Remota
	Capacity Factor	93.6%				Basado en Available Capacity
Meter Reading	Net Electrical Output (NEO)	285,648,212.00	KWH			Medición Remota
		102.0000		$4.0944 for 2015		
		106.0000		$4.2550 for 2016-17		
		127.3300		$5.1112		
		104.0600		###############		
		88.8300		$3.5658		
		66.7000		$2.6774		
		66.1599		$2.6557		
		65.5500		$2.6313		
		52.2800		$2.0986		
Energía	Energy Payment	52.0200		$2.0882	=Fuel Related Charge + VO&M Charge	
		51.7600		$2.0777		
A	**Fuel Related Charge**	51.5000		$2.0673		
		36.2500		$1.4551		
	Cost of Fuel ($/MT) - Coal + Freight	$111.5000		$4.4758		
	Cost of Fuel ($/MMBTU)	$4.4758			Depends on Fuel Supply contract	TBA
	FCDC (Fuel Cost Determination Factor)	9,813.1805			Fuel Cost Determination Factor, based on Heat Rate @ Dispatch	
	Heat Rate (HR) @ Base Load	9800			As per PPOA	
	FRC (cents/KWH)	4.3078			= Cost of Fuel x Fuel Cost Determination Factor / 10,000	
		4.3922		$4.3863 if HR= 9800		
B	**Variable Operation & Maintenace Cost**					
	Variable Operation & Maintenance Charge (Jan 1, 19	0.4190			Valor Base para Jan 1, 1995.	
	US-CPI FY 1993	142.5250			US CPI for Fiscal Year ending June 30, 1993	
	US-CPI Prior Year	257.2300			US CPI for Fiscal Year ending June 30, preceding year	
1	Variable Operation & Maintenance Charge (cents/KW	0.7562			=0.00419 * USCPI relevant year/USCPI 1993	
C	Energy Purchase Price ($/kwh)	5.0640		5.1425		
	Energy Charge ($)			**$14,465,225.46**		
Capacidad	Capacity Payment					
	Dependable Capacity (DC)	454,300	KW		A ser determinado durante las pruebas	PPOA
	Demand Charge (DC)	**17.2800**			De acuerdo con la sección 11.b.(1), según enmendada, calc. En langaf600.xls calculado al treasury rate= 4.888% plus 40 basis points = 5.288%	
	Fixed Operation & Maintenance Charge					
	Fixed Operation & Maintenance Charge (Jan 1, 1994)	3.8400				
	US CPI FY 1993	142.5250			US CPI for Fiscal Year ending June 30, 1993	
	US CPI Year	257.2300			US CPI for Fiscal Year ending June 30, preceding year	
	Fixed Operation & Maintenance Charge ($/KW)	6.9305			=3.84 * USCPI relevant year/USCPI 1993	
	Capacity Purchase Price (CPP)	24.2105		$24.2105 Check		Planif. Generación
	CPP ajustado por FMAF	24.2105				
	Equivalent Availability Factor (EAF)	84.9				
	Downward Adjustment	7.2000				
	CPP Ajustado por EAF (Downward Adjustment)	22.4673				
	Capacity Payment (CP)			**$10,206,914.38**		
11.1.©	**Start Up Payment**					
	Cost per Cold Start ($CS)	$0.00				
	Number of Cold Starts	0				
	Cost per Warm Start ($WS)	$0.00				
	Number of Warm Starts	0				
	Cost per Hot Start ($HS)	$0.00				
	Number of Hot Starts	0				
	Total Payment:			**$24,672,139.84**		

661	221,376.0	0	0	0	22821	###	221,376.0	1	0.99989160	1	221376.0000
662	221,376.0	0	0	0	22821	###	221,376.0	1	0.99989160	1	221376.0000
663	221,760.0	0	0	0	22821	###	221,760.0	1	0.99981966	1	221760.0000
664	221,760.0	0	0	0	22821	###	221,760.0	1	0.99981966	1	221760.0000
665	226,432.0	0	0	0	22821	###	226,432.0	1	1.00014134	1	226432.0000
666	226,944.0	0	0	0	22821	###	226,944.0	1	1.00019392	1	226944.0000
667	224,832.0	0	0	0	22821	###	224,832.0	1	1.00014235	1	224832.0000
668	222,272.0	0	0	0	22821	###	222,272.0	1	0.99987404	1	222272.0000
669	223,168.0	0	0	0	22821	###	223,168.0	1	0.99985663	1	223168.0000
670	226,560.0	0	0	0	22821	###	226,560.0	1	0.99982348	1	226560.0000
671	226,816.0	0	0	0	22821	###	226,816.0	1	1.00007055	1	226816.0000
672	226,752.0	0	0	0	22821	###	226,752.0	1	0.99978836	1	226752.0000
673	0.0	0	0	0	0	100	0.0	0	0.00000000	1.094	0.0000
674	0.0	0	0	0	0	200	0.0	0	0.00000000	1.094	0.0000
675	0.0	0	0	0	0	300	0.0	0	0.00000000	1.094	0.0000
676	0.0	0	0	0	0	400	0.0	0	0.00000000	1.094	0.0000
677	0.0	0	0	0	0	500	0.0	0	0.00000000	1.094	0.0000
678	0.0	0	0	0	0	600	0.0	0	0.00000000	1.094	0.0000
679	0.0	0	0	0	0	700	0.0	0	0.00000000	1.094	0.0000
680	0.0	0	0	0	0	800	0.0	0	0.00000000	1.094	0.0000
681	0.0	0	0	0	0	900	0.0	0	0.00000000	1.094	0.0000
682	0.0	0	0	0	0	###	0.0	0	0.00000000	1.094	0.0000

Horas Pm			NEO Kbtm	KW Instantaneo Según Mercado Unit 1	**Available Capacity** Ordenado para Unidad 1	KW Promedio Ajustado a 227,150	**Penalidades**	Available Capacity Unit 1 - KW	Derating/Outage Unit 1 - KW	Derated Hours Unit 1	Outage Hours	Unit 1 Bitch Flag	Unit 1 MDH Hours	Unit 1 BMDH Hours	Force Mayeure Flag	Equivalent Force Mayeure Hours		KW Instantaneo Según Mercado Unit 2	**Available Capacity** Ordenado para Unidad 2	KW Promedio Ajustado a 227,150	**Penalidades**	Available Capacity Unit 2 - KW	Derating/Outage Unit 2 - KW	Derated Hours Unit 2	Outage Hours	Unit 2 Bitch Flag	Unit 2 MDH Hours	Unit 2 BMDH Hours	Force Mayeure Flag	Equivalent Force Mayeure Hours	**Facility** Available Capacity KW	**Date**		**Facility** Available Capacity MW (Declared)	**Facility** Available Capacity KW (Declared)	KW Promedio Ajustado a 454,300	**Penalidades**	Available Capacity Facility - KW	Derating/Outage Facility - KW	**Equivalent Derated Hours Facility - %**	**Outage** Cantidad de Fallas por Mes de los dos Unidades	**Facility** Bitch Flag	**Facility** Equivalent Force Mayeure Hours
1	20121	100	454,300	229,400.0	231.17	228,000		228,000	0.00	0.00%	0	0	0.00	0.00	0	0.00%	20121	100	230,512.0	232.30	228,000		228,000	0.00	0.00%	0	0	0.00	1.00	1	0	0.00%	454,000	20121	100	454,300	454,300	454,300		454,300	0.00	0.00%	0	0	0
2	20121	200	396,600	228,000.0	230.00	228,000		228,000	0.00	0.00%	0	0	0.00	0.00	0	0.00%	20121	200	198,000.0	232.69	228,000		228,000	0.00	0.00%	0	0	0.00	1.00	2	0	0.00%	454,000	20121	200	454,300	454,300	454,300		454,300	0.00	0.00%	0	0	0
3	20121	300	366,000	177,216.0	235.47	220,672		220,672	6,478.00	2.85%	0	0	0.00	0.00	0	0.00%	20121	300	177,824.0	221.77	221,772		221,772	5,178.00	2.33%	0	0	0.00	1.00	3	0	0.00%	442,444	20121	300	454,300	454,300	454,300		454,300	0.00	0.00%	0	0	0

Exhibit A - Enmienda
Overhaul Hours greater than 438 allowed as Major Overhaul Hours

Example 1

Month	# dias	PH	Accum. PH 12 Months	OH	Accum. OH 12 Months	Accum. AH 12 Months	Derated Capacity (MW)	Derated Hours	EDH	Accum. EDH 12 Months	Overhaul Hours	Unit 1 EMOH	Unit 2 EMOH	Accumulative EMOH	EFMH	Accum. EFMH 12 Months
Nov-02	2	48	48	0	0	48	-	-	0.0	0.0	0.0	0.0	0.0	0.0	0	0
Dec-02	31	744	792	0	0	792	-	-	49.8	49.8	0.0	0.0	0.0	0.0	0	0
Jan-03	31	744	1,536	0	0	1,536	-	-	96.5	146.3	0.0	0.0	0.0	0.0	0	0
Feb-03	28	672	2,208	36	36	2,172	-	-	24.4	170.7	0.0	0.0	0.0	0.0	0	0
Mar-03	31	744	2,952	0	36	2,916	-	-	179.1	349.8	0.0	0.0	0.0	0.0	0	0
Apr-03	30	720	3,672	0	36	3,636	-	-	17.1	366.9	0.0	0.0	0.0	0.0	0	0
May-03	31	744	4,416	11	47	4,369	-	-	208.7	575.6	0.0	0.0	0.0	0.0	0	0
Jun-03	30	720	5,136	2	49	5,087	-	-	360.4	936.0	0.0	0.0	0.0	0.0	0	0
Jul-03	31	744	5,880	0	49	5,831	-	-	159.9	1095.9	0.0	0.0	0.0	0.0	0	0
Aug-03	31	744	6,624	2	51	6,573	-	-	64.6	1160.5	0.0	0.0	0.0	0.0	0	0
Sep-03	30	720	7,344	0	51	7,293	-	-	160.9	1321.4	0.0	0.0	0.0	0.0	0	0
Oct-03	31	744	8,088	1	52	8,036	-	-	42.9	1364.3	0.0	0.0	0.0	0.0	0	0
Nov-03	30	501	8,541	0	52	8,489	-	-	66.5	1430.8	550.0	0.0	219.0	219.0	0	0
Dec-03	31	744	8,541	0	52	8,489	-	-	70.6	1451.6	123.0	0.0	0.0	0.0	0	0
Jan-04	31	744	8,541	0	52	8,489	-	-	163.9	1518.9	0.0	0.0	0.0	0.0	0	0
Feb-04	29	696	8,565	0	16	8,549	-	-	13.7	1508.2	0.0	0.0	0.0	0.0	0	0
Mar-04	31	744	8,565	0	16	8,549	-	-	0.0	1329.1	0.0	0.0	0.0	0.0	0	0
Apr-04	30	720	8,565	0	16	8,549	-	-	0.7	1312.7	0.0	0.0	0.0	0.0	0	0
May-04	31	744	8,565	0	5	8,560	-	-	0.0	1104.0	0.0	0.0	0.0	0.0	0	0
Jun-04	30	720	8,565	0	3	8,562	-	-	146.7	890.3	0.0	0.0	0.0	0.0	0	0
Jul-04	31	744	8,565	0	3	8,562	-	-	58.8	789.2	0.0	0.0	0.0	0.0	0	0
Aug-04	31	744	8,565	0	1	8,564	-	-	62.7	787.3	0.0	0.0	0.0	0.0	0	0
Sep-04	30	720	8,565	7	8	8,557	-	-	2.8	629.2	0.0	0.0	0.0	0.0	0	0
Oct-04	31	744	8,565	0	7	8,558	-	-	103.8	690.1	0.0	0.0	0.0	0.0	0	0
Nov-04	30	720	8,784	0	7	8,777	-	-	2.7	626.3	0.0	0.0	0.0	0.0	0	0
Dec-04	31	744	8,784	0	7	8,777	-	-	5.2	560.9	0.0	0.0	0.0	0.0	0	0
Jan-05	31	744	8,784	0	7	8,777	-	-	51.5	448.6	0.0	0.0	0.0	0.0	0	0
Feb-05	28	672	8,760	14	21	8,739	-	-	70.0	504.9	0.0	0.0	0.0	0.0	0	0
Mar-05	31	744	8,760	0	21	8,739	-	-	1.8	506.7	0.0	0.0	0.0	0.0	0	0
Apr-05	30	720	8,760	0	21	8,739	-	-	179.5	685.5	0.0	0.0	0.0	0.0	0	0
May-05	31	744	8,760	13	34	8,726	-	-	239.3	924.8	0.0	0.0	0.0	0.0	0	0
Jun-05	30	720	8,760	0	34	8,726	-	-	55.9	834.0	0.0	0.0	0.0	0.0	0	0
Jul-05	31	744	8,760	0	34	8,726	-	-	24.8	800.0	0.0	0.0	0.0	0.0	0	0
Aug-05	31	744	8,760	0	34	8,726	-	-	65.3	802.6	0.0	0.0	0.0	0.0	0	0
Sep-05	30	720	8,760	3	30	8,730	-	-	54.3	854.1	0.0	0.0	0.0	0.0	0	0
Oct-05	31	541	8,557	0	30	8,527	-	-	15.3	765.6	406.0	203.0	0.0	203.0	0	0
Nov-05	30	704	8,541	0	30	8,511	-	-	26.0	788.9	45.0	16.0	0.0	16.0	0	0
Dec-05	31	744	8,541	0	30	8,511	-	-	32.0	815.7	0.0	0.0	0.0	0.0	0	0
Jan-06	31	744	8,541	0	30	8,511	-	-	0.2	764.4	0.0	0.0	0.0	0.0	0	0
Feb-06	28	672	8,541	0	16	8,525	-	-	0.0	694.4	0.0	0.0	0.0	0.0	0	0
Mar-06	31	744	8,541	0	16	8,525	-	-	36.9	729.5	0.0	0.0	0.0	0.0	0	0
Apr-06	30	720	8,541	11	27	8,514	-	-	246.9	796.9	0.0	0.0	0.0	0.0	0	0
May-06	31	744	8,541	0	14	8,527	-	-	3.6	561.2	0.0	0.0	0.0	0.0	0	0
Jun-06	30	720	8,541	0	14	8,527	-	-	37.5	542.8	0.0	0.0	0.0	0.0	0	0
Jul-06	31	744	8,541	0	14	8,527	-	-	22.0	540.0	0.0	0.0	0.0	0.0	0	0
Aug-06	31	744	8,541	0	14	8,527	-	-	0.0	474.7	0.0	0.0	0.0	0.0	0	0
Sep-06	30	720	8,541	0	11	8,530	-	-	1.1	421.5	0.0	0.0	0.0	0.0	0	0
Oct-06	31	744	8,744	0	11	8,733	-	-	209.0	615.2	0.0	0.0	0.0	0.0	0	0
Nov-06	30	720	8,760	0	11	8,749	-	-	85.2	674.4	0.0	0.0	0.0	0.0	0	0
Dec-06	31	744	8,760	0	11	8,749	-	-	16.3	658.7	0.0	0.0	0.0	0.0	0	0
Jan-07	31	744	8,760	0	11	8,749	-	-	77.7	736.2	0.0	0.0	0.0	0.0	0	0
Feb-07	28	672	8,760	0	11	8,749	-	-	88.5	824.7	0.0	0.0	0.0	0.0	0	0
Mar-07	31	744	8,760	0	11	8,749	-	-	1.0	788.8	0.0	0.0	0.0	0.0	0	0
Apr-07	30	720	8,760	0	0	8,760	-	-	1.2	543.1	0.0	0.0	0.0	0.0	0	0
May-07	31	744	8,760	0	0	8,760	-	-	147.6	687.1	0.0	0.0	0.0	0.0	0	0
Jun-07	30	720	8,760	0	0	8,760	-	-	68.3	717.9	0.0	0.0	0.0	0.0	0	0
Jul-07	31	744	8,760	0	0	8,760	-	-	1.5	697.4	0.0	0.0	0.0	0.0	0	0
Aug-07	31	744	8,760	0	0	8,760	-	-	17.7	715.1	0.0	0.0	0.0	0.0	0	0
Sep-07	30	720	8,760	0	0	8,760	-	-	40.4	754.4	0.0	0.0	0.0	0.0	0	0
Oct-07	31	744	8,760	0	0	8,760	-	-	44.2	589.6	0.0	0.0	0.0	0.0	0	0
Nov-07	30	720	8,760	0	0	8,760	-	-	166.7	671.1	0.0	0.0	0.0	0.0	0	0
Dec-07	31	744	8,760	4	4	8,756	-	-	50.2	705.0	0.0	0.0	0.0	0.0	0	0
Jan-08	31	744	8,760	0	4	8,756	-	-	3.0	630.3	0.0	0.0	0.0	0.0	0	0
Feb-08	29	696	8,784	0	4	8,780	-	-	4.3	546.1	0.0	0.0	0.0	0.0	0	0
Mar-08	31	744	8,784	0	4	8,780	-	-	74.3	619.4	0.0	0.0	0.0	0.0	0	0
Apr-08	30	720	8,784	0	4	8,780	-	-	0.6	618.8	0.0	0.0	0.0	0.0	0	0
May-08	31	744	8,784	0	4	8,780	-	-	61.1	532.3	0.0	0.0	0.0	0.0	0	0
Jun-08	30	523	8,587	0	4	8,583	-	-	11.0	475.0	395.0	0.0	197.5	197.5	0	0
Jul-08	31	723	8,565	0	4	8,561	-	-	142.6	616.1	289.0	0.0	21.5	21.5	0	0
Aug-08	31	744	8,565	0	4	8,561	-	-	15.1	613.5	0.0	0.0	0.0	0.0	0	0
Sep-08	30	720	8,565	0	4	8,561	-	-	28.7	601.8	0.0	0.0	0.0	0.0	0	0
Oct-08	31	744	8,565	0	4	8,561	-	-	10.1	567.7	0.0	0.0	0.0	0.0	0	0
Nov-08	30	720	8,565	95	99	8,466	-	-	178.3	579.3	0.0	0.0	0.0	0.0	0	0
Dec-08	31	744	8,565	0	95	8,470	-	-	5.2	534.3	0.0	0.0	0.0	0.0	0	0
Jan-09	31	744	8,565	0	95	8,470	-	-	1.3	532.6	0.0	0.0	0.0	0.0	0	0
Feb-09	28	672	8,541	0	95	8,446	-	-	108.6	636.9	0.0	0.0	0.0	0.0	0	0
Mar-09	31	744	8,541	0	95	8,446	-	-	112.5	675.1	0.0	0.0	0.0	0.0	0	0
Apr-09	30	720	8,541	3	98	8,443	-	-	146.0	820.5	0.0	0.0	0.0	0.0	0	0

Coal Price

		104.06	
		88.83	
(i)	Cost of Fuel ($/MT) - Coal + Freight	**$127.33**	DEQ
		109.3575	
(ii)	Cost of Fuel ($/MMBtu)	**$5.1112**	
	Transition Cost	**$4.3898**	
(iii)	Emergency Purchase Coal Price ($/MT)	**$81.25**	DEQ
		$3.2615	
	Emergency Purchase Coal Price ($/MT)	**$123.98**	DEQ
(iv)		**$4.9767**	
(v)			
(iv)			

	Hora	Fecha
1	100	20121
2	200	20121
3	300	20121
4	400	20121
5	500	20121
6	600	20121
7	700	20121
8	800	20121
9	900	20121
10	1000	20121
11	1100	20121
12	1200	20121
13	1300	20121
14	1400	20121
15	1500	20121
16	1600	20121
17	1700	20121
18	1800	20121
19	1900	20121
20	2000	20121
21	2100	20121
22	2200	20121
23	2300	20121
24	2400	20121
25	100	20221
26	200	20221
27	300	20221
28	400	20221
29	500	20221
30	600	20221
31	700	20221
32	800	20221
33	900	20221
34	1000	20221

Anejo D

Demand Charge as Provided in Article 11.1 (b)(1)
Following Procedure Described on Exhibit J of the
Power Purchase and Operating Agreement
Calculated Using the 10-year Treasury Rate of 4.888%

Year	Demand Charge* ($/KW - Month)
1	18.84
2	19.06
3	19.29
4	19.51
5	19.74
6	19.97
7	20.20
8	20.44
9	20.67
10	20.92
11	21.16
12	21.41
13	21.65
14	21.91
15	22.15
16	22.41
17	22.67
18	22.93
19	17.28
20	17.55
21	13.53
22	13.66
23	13.80
24	13.94
25	14.08

***** The following Demand Charges apply for the remaining of the Term.

Hoja de trabajo para calcular el Factor de Ajuste por Fuerza Mayor (FMAF)
(Datos utilizados sólo si es declarada una Fuerza Mayor.)

CPP =	24.2105	Capacity Purchase Price ($/kW-month)
EFMH =	0	Equivalent Force Majeure Hours
DC =	454,300	Dependable Capacity (kW)
BPH =	672	Billing Period Hours
FMACP=	$10,998,830.15	CPP x (BHP -EFMH) x DC/BHP
FMACP=	**$24.2105**	**per kW**

AES Puerto Rico, L.P.
Additional Energy Sales Agreement Invoice Verification Sheet
Input Page

Meter Reading Data	**February-21**	
Date of Reading	2/28/2021	
Date of Last Reading	1/31/2021	
Billing Period	220	A
Days in Billing Period	28	

Energy Payment

Energy Above Dependable Capacity (kWh)	4,021,788.00	
Cost of Fuel ($/MMBtu)	4.3902	Calculated on Cost of Fuel
Fuel Cost Determination Factor (FCDF)	9,800.0	
Fuel Related Charge (FRC) in ¢/kWh	4.3024	Calculated on FACT
Variable O&M (VO&M) in ¢/kWh	0.7562	Calculated on FACT
Energy Purchase Price (EPP) in ¢/kWh	5.0586	
Energy Payment (EP) in US$	$203,446.01	

Additional Sales Surcharge

Additional Sales Surcharge in $/kW	0.0467
Capacity Payment (CP) in US$	$187,817.50

Total Payment in US$: $391,263.51

Payment Due Date: 16-Apr-2021

Preparado por y Certificado Correcto:

Roberto Rivera Medina, Ingeniero Gerencial
Departamento Sistemas de Generación

Miguel Irizarry Silvestrini, Superintendente
Generación y Proyectos de Energía Renovable

Aprobado:

Alfonso Baretty Huertas, Director Interino
Planificación y Protección Ambiental

		Delivery Number	Customs Bond Renewal	Customs Broker Fees	Bunker Price Adjustment	Total
1		604		$ 600.00	($15,641.63)	($15,041.63)
2		605		$ 600.00	($16,989.34)	($16,389.34)
3		606		$ 600.00	$0.00	$600.00
4		607		$ 600.00	$0.00	$600.00
5		608		$ 600.00	$0.00	$600.00
6		609		$ 600.00	($9,189.12)	($8,589.12)
7		610		$ 600.00	($8,796.05)	($8,196.05)
8		611		$ 600.00	$0.00	$600.00
9		612		$ -	$0.00	$0.00
10		613		$ 600.00	($2,056.12)	($1,456.12)
11		614		$ 600.00	($1,847.56)	($1,247.56)
	11	**Shipments**	$ -	$ 6,000.00	($54,519.82)	**($48,519.82)**

Mes	Energy (kWh	Billing Perio	Base Purchase Price($/kWh)	Energy Payment $	CERs	Fracciones Mes	Fracc. Acum. Mes	Total Fracc	Fracciones prox mes	$/CER	Green Credits Payment in $	Fee per REC	Transfer cost	$ Total CER	Capacity Factor	
Nov-20	2,505,486.000	98	Ver abajo	$ 432,800.73	2506	0.486	0.836802	1.322802	0.322802	$35	$87,710	$0.01	$25.06	$87,684.94	17%	
Dec-20	2,888,930.271	99	$0.175749	$507,726.61	2889	0.930271	0.322802	1.253073	0.253073	$35	$101,115	$0.01	$28.89	$101,086.11	19%	
Jan-21	3,050,238.000	100	see below right	$531,013.55	3050	0.238	0.253073	0.491073	0.491073	$35	$105,746	$0.01	$30.50	$105,715.00	20%	4th am
Feb-21	2,963,901.500	101	$0.1757	$468,681.74	2964	0.9015	0.491073	1.392573	0.392573	$35	$93,366	$0.01	$29.64	$93,336.36	22%	
Mar-21		102	$0.1757	$0.00	0	0	0.392573	0.392573	0.392573	$35	$0	$0.01	$0.00	$0.00	0%	
Apr-21		103	$0.1757	$0.00	0	0	0.392573	0.392573	0.392573	$35	$0	$0.01	$0.00	$0.00	0%	
May-21		104	$0.1757	$0.00	0	0	0.392573	0.392573	0.392573	$35	$0	$0.01	$0.00	$0.00	0%	
Jun-21		105	$0.1757	$0.00	0	0	0.392573	0.392573	0.392573	$35	$0	$0.01	$0.00	$0.00	0%	
Jul-21		106	$0.1757	$0.00	0	0	0.392573	0.392573	0.392573	$35	$0	$0.01	$0.00	$0.00	0%	
Aug-21		107	$0.1757	$0.00	0	0	0.392573	0.392573	0.392573	$35	$0	$0.01	$0.00	$0.00	0%	
Sep-21		108	$0.1757	$0.00	0	0	0.392573	0.392573	0.392573	$35	$0	$0.01	$0.00	$0.00	0%	
Oct-21		109	$0.1757	$0.00	0	0	0.392573	0.392573	0.392573	$35	$0	$0.01	$0.00	$0.00	0%	
Nov-21		110	Ver abajo	$ -	0	0	0.392573	0.392573	0.392573	$35	$0	$0.01	$0.00	$0.00	0%	

Note: On January 29, 2021 the 4th amendment to the AES Illumina PPOA was executed. Among other things, this Amendment:
1. Modified the BasePurchase Price in Appendix C - now expressed in four decimal places
2. Established that the NEO Payment and Green Credits Payment from 1/29/2021 until the COD of the Expansion Project (if it occurs, if not until expiration of the Initial Term) shall be calculated as follows:
(A) Energy Payment = Base Purchase Price x NEO x 0.90 - see section 11.2 (a)(ii) of amended PPOA

Note: The total shown in the Energy Payment Column and Green Credits Payment Column has the 0.90 multiplier applied in the calculation from 1/29/2021 onwards.

Notas:

COD: ***28 de noviembre***

Escalacion 28 de Noviembre 2020		
Energía 1 al 27 de noviem		2186863
Precio energ	$0.172303	
Costo	$	376,803.06
Energia 28 al 30 noviembr		318623
Precio energ	$0.175749	
Costo	$	55,997.67
Energia total mes		2505486
Costo total mes	$	432,800.73

Escalacion 28 de Noviembre 2021		
Energía 1 al 27 de noviembre		
Precio energ	$0.1757	
Costo	$	-
Energia 28 al 30 noviembre		
Precio energ	$0.1793	
Costo	$	-
Energia total mes		0
Costo total mes	$	-

4th Amendment:		
Energy January 1 to 28:		2762893
Base Purchase Price:		$0.175749
payment:		$485,575.68
Energy January 29 to 31		287345
Base Purchase Price:	$	0.1757
payment:	$	45,437.86
Total Energy		3050238
Total Payment		$531,013.55

0.000

Green Credits:		REC payment
1/1 to 1/28	2762.893	
Previous fract	0.253073	
Tota to 1/28	2763.146073	
RECs	2763	$96,705
carry over	0.146073	
1/29 to 1/31	287.345	
Plus carry ove	287.491073	
RECs	287	$9,040.50
Carry over next month	0.491073	
Total GEC Pa	3050	$105,745.50

Purchased Power (NEO) Invoice Verification
AES ILUMINA, INC.

3/24/2021

Meter Reading Period	December-20
Billing Period	99
Days in Billing Period	31

Energy Payment

Net Electrical Output (NEO) in kWh	2,888,930.271
Energy Purchase Price (EPP) in $/kWh	$0.175749
Energy Payment (EP) in US$	$507,726.61

Total Payment in US$: **$507,726.61**

Payment Due Date: 16-Feb-2021

Preparado por y Certificado Correcto:

Miguel F. Irizarry Silvestrini
Superintendente Interino
División de Planificación y Estudios

Aprobado:

Alfonso Baretty Huertas
Director Interino
Planificación y Protección Ambiental

Purchased Power (CERs) Invoice Verification
AES ILUMINA, INC.

3/24/2021

Meter Reading Period Start Date	December-20
Billing Period	99
Days in Billing Period	31

Green Credits Payment

Renewable Energy Certificates	2,889
ɛen Credit Purchase Price (GCPP) in $/MWh	35
Green Credits Payment (GCP) in $	$101,115.00
Fee per REC transferred	$0.01
Transfer cost	$28.89
Total Payment in US$:	**$101,086.11**
Payment Due Date:	16-Feb-2021

Preparado por y Certificado Correcto:

Miguel F. Irizarry Silvestrini
Superintendente Interino
División de Planificación y Estudios

Aprobado:

Alfonso Baretty Huertas
Director Interino
Planificación y Protección Ambiental

Purchased Power (NEO) Invoice Verification
AES Ilumina, Inc.

3/24/2021

Meter Reading Period	January-21
Billing Period	100
Days in Billing Period	31

Energy Payment

Net Electrical Output (NEO) in kWh	3,050,238.000
Energy Purchase Price (EPP) in $/kWh	$0.175700
Energy Payment (EP) in US$	$535,926.82

Total Payment in US$: **$535,926.82**

Payment Due Date: 19-Mar-2021

Preparado por y Certificado Correcto:

Miguel F. Irizarry Silvestrini
Superintendente Interino
División de Planificación y Estudios

Aprobado:

Alfonso Baretty Huertas
Director Interino
Planificación y Protección Ambiental

Purchased Power (CERs) Invoice Verification
AES Ilumina, Inc.

3/24/2021

Meter Reading Period Start Date	January-21
Billing Period	100
Days in Billing Period	31

Green Credits Payment

Renewable Energy Certificates	3,050
ɛen Credit Purchase Price (GCPP) in $/MWh	35
Green Credits Payment (GCP) in $	$106,750.00
Fee per REC transferred	$0.01
Transfer cost	$30.50
Total Payment in US$:	**$106,719.50**
Payment Due Date:	19-Mar-2021

Preparado por y Certificado Correcto:

Miguel F. Irizarry Silvestrini
Superintendente Interino
División de Planificación y Estudios

Aprobado:

Alfonso Baretty Huertas
Director Interino
Planificación y Protección Ambiental

Purchased Power (NEO) Invoice Verification
AES Ilumina, Inc.

3/24/2021

Meter Reading Period	February-21
Billing Period	101
Days in Billing Period	29

Energy Payment

Net Electrical Output (NEO) in kWh	2,963,901.500
Energy Purchase Price (EPP) in $/kWh	$0.175700
PPOA multiplier	$0.90
Energy Payment (EP) in US$	$468,681.74

Total Payment in US$:	**$468,681.74**

Payment Due Date:	16-Apr-2021

Preparado por y Certificado Correcto:

Miguel F. Irizarry Silvestrini
Superintendente Interino
División de Planificación y Estudios

Aprobado:

Alfonso Baretty Huertas
Director Interino

Purchased Power (CERs) Invoice Verification
AES Ilumina, Inc.

3/24/2021

Meter Reading Period Start Date	February-21
Billing Period	101
Days in Billing Period	29

Green Credits Payment

Renewable Energy Certificates	2,964
ɛen Credit Purchase Price (GCPP) in $/MWh	35
PPOA multiplier	0.90
Green Credits Payment (GCP) in $	$93,366.00
Fee per REC transferred	$0.01
Transfer cost	$29.64
Total Payment in US$:	**$93,336.36**
Payment Due Date:	16-Apr-2021

Preparado por y Certificado Correcto:

Miguel F. Irizarry Silvestrini
Superintendente Interino
División de Planificación y Estudios

Aprobado:

Alfonso Baretty Huertas
Director Interino
Planificación y Protección Ambiental

Mes	Energy (kWh	Billing Period	$/kWh	$ Total	CERs	Fracciones Mes	Fracc. Acum. Mes	Total Fracc	Fracciones prox mes	$/CER	(GCP) in $	Fee per REC	Transfer cost	$ GPC Total Cl	Capacity Factor	Combined Payment
Dec-20	4,420,009.01	49 PRE-OPERAT	$0.1500	$663,001.35	4420	0.009005	0.2793	0.288305	0.288305	$25	$110,500	$0.01	$44.20	$110,455.80	20%	N/A
Jan-21	4,736,290.00	50 PRE-OPERAT	See below right	#########	4736	0.29	0.288305	0.578305	0.578305	See below right	$108,375	$0.01	$47.36	$108,331.65	16%	N/A
Feb-21	4,902,364.91	51 PRE-OPERAT	$0.1700	$833,402.03	4902	0.364908	0.578305	0.943213	0.943213	$0	$0	$0.01	$49.02	($49.02)	18%	$833,353.01
Mar-21		52 PRE-OPERAT	$0.1700	$0.00	0	0	0.943213	0.943213	0.943213	$0	$0	$0.01	$0.00	$0.00	0%	$0.00
Apr-21		53 PRE-OPERAT	$0.1700	$0.00	0	0	0.943213	0.943213	0.943213	$0	$0	$0.01	$0.00	$0.00	0%	$0.00
May-21		54 PRE-OPERAT	$0.1700	$0.00	0	0	0.943213	0.943213	0.943213	$0	$0	$0.01	$0.00	$0.00	0%	$0.00
Jun-21		55 PRE-OPERAT	$0.1700	$0.00	0	0	0.943213	0.943213	0.943213	$0	$0	$0.01	$0.00	$0.00	0%	$0.00
Jul-21		56 PRE-OPERAT	$0.1700	$0.00	0	0	0.943213	0.943213	0.943213	$0	$0	$0.01	$0.00	$0.00	0%	$0.00
Aug-21		57 PRE-OPERAT	$0.1700	$0.00	0	0	0.943213	0.943213	0.943213	$0	$0	$0.01	$0.00	$0.00	0%	$0.00
Sep-21		58 PRE-OPERAT	$0.1700	$0.00	0	0	0.943213	0.943213	0.943213	$0	$0	$0.01	$0.00	$0.00	0%	$0.00
Oct-21		59 PRE-OPERAT	$0.1700	$0.00	0	0	0.943213	0.943213	0.943213	$0	$0	$0.01	$0.00	$0.00	0%	$0.00
Nov-21		60 PRE-OPERAT	$0.1700	$0.00	0	0	0.943213	0.943213	0.943213	$0	$0	$0.01	$0.00	$0.00	0%	$0.00
Dec-21		61 PRE-OPERAT	$0.1700	$0.00	0	0	0.943213	0.943213	0.943213	$0	$0	$0.01	$0.00	$0.00	0%	$0.00

* La AEE retiene el costo de las transferencias (Transfer cost) del pago de los CERs
**A partir del 1/29 se realiza un solo pago por energía y RECs

executed. Among other things, this Amendment:

1. Established a Base Purchase Price of $0.17 for the first agreement year following the execution of the amendment, escalated at 1% annualy as establishec in Articule 11 and Appendix C

2.PREPA will pay a Combined Payment, for energy and RECs, calculated as: NEO x Base Purchase Price

Escalacion		
Energía al de		
Precio energ	$0.17000	
Costo	$	-
Energia al		
Precio energia		
Costo	$	-
Energia total mes		0
Costo total mes	$	-

Nota: Todavía no está en operación comercial; escalación precio es a partir del aniversario de la fecha de operación comercial

5th Amendment:		
Energy January 1 to 28:		**$4,334,784.00**
Base Purchase Price:		**$0.1500**
Energy payment:		**$650,217.60**

Green Credits:		REC payment
1/1 to 1/28	4334.784	
Previous fractio	0.288305	
Tota to 1/28	4335.072305	
RECs	4335	$108,375
Transfer Cost	**$43.35**	
Rec Payment		**$108,331.65**
carry over	0.072305	
1/29 to 1/31	401.506	
Plus carry over	401.578305	
RECs	401	$0.00
Carry over next month	0.578305	
Total RECs	**4736**	

Energy January 29 to 31		**401506**
Base Purchase Price:	**$**	**0.1700**
payment:	**$**	**68,256.02**
Minus Transfer Cost		$4.01
Combined Payment	$	68,252.01
Total Energy Payment	$	718,469.61
Total Payments	$	826,801.26
Total Energy		**4,736,290.00**

Purchased Power (NEO) Invoice Verification
Humacao Solar Project, LLC

3/24/2021

Meter Reading Period	December-20
Billing Period	49 PRE-OPERATION
Days in Billing Period	31

Energy Payment

Net Electrical Output (NEO) in kWh	4,420,009.005
Energy Purchase Price (EPP) in $/kWh	$0.150
Energy Payment (EP) in US$	$663,001.35

Total Payment in US$:	**$663,001.35**

Payment Due Date: 16-Feb-2021

Preparado por y Certificado Correcto:

Miguel F. Irizarry Silvestrini
Superintendente Interino
División de Planificación y Estudios

Aprobado:

Efran Paredes Maisontet

Purchased Power (CERs) Invoice Verification
Humacao Solar Project, LLC

3/24/2021

Meter Reading Period Start Date	December-20
Billing Period	49 PRE-OPERATION
Days in Billing Period	31

Green Credits Payment

Renewable Energy Certificates	4,420
ɛen Credit Purchase Price (GCPP) in $/MWh	25
Green Credits Payment (GCP) in $	$110,500.00
Fee per REC transferred	$0.01
Transfer cost	$44.20
Total Payment in US$:	**$110,455.80**
Payment Due Date:	16-Feb-2021

Preparado por y Certificado Correcto:

Miguel F. Irizarry Silvestrini
Superintendente Interino
División de Planificación y Estudios

Aprobado:

Efran Paredes Maisontet

Director
Planificación y Protección Ambiental

Purchased Power (NEO) Invoice Verification
Humacao Solar Project, LLC

3/24/2021

Meter Reading Period	January-21
Billing Period	50 PRE-OPERATION
Days in Billing Period	31

Energy Payment

Net Electrical Output (NEO) in kWh	4,736,290.000	
Energy Purchase Price (EPP) in $/kWh	See below right	
Energy Payment (EP) in US$	#VALUE!	
Total Payment in US$:	**#VALUE!**	
Payment Due Date:	19-Mar-2021	

Preparado por y Certificado Correcto:

Miguel F. Irizarry Silvestrini
Superintendente Interino
División de Planificación y Estudios

Aprobado:

Alfonso Baretty Huertas
Director Interino
Planificación y Protección Ambiental

Purchased Power (CERs) Invoice Verification
Humacao Solar Project, LLC

3/24/2021

Meter Reading Period Start Date	January-21
Billing Period	50 PRE-OPERATION
Days in Billing Period	31

Green Credits Payment

Renewable Energy Certificates		4,736
een Credit Purchase Price (GCPP) in $/MWh	See below right	
Green Credits Payment (GCP) in $	#VALUE!	
Fee per REC transferred		$0.01
Transfer cost		$47.36

Total Payment in US$: **#VALUE!**

Payment Due Date: 19-Mar-2021

Preparado por y Certificado Correcto:

Miguel F. Irizarry Silvestrini
Superintendente Interino
División de Planificación y Estudios

Aprobado:

Alfonso Baretty Huertas
Director Interino
Planificación y Protección Ambiental

Purchased Power (NEO) Invoice Verification
Humacao Solar Project, LLC

3/24/2021

Meter Reading Period	February-21
Billing Period	51 PRE-OPERATION
Days in Billing Period	29

Energy Payment

Net Electrical Output (NEO) in kWh	4,902,364.908
Base Purchase Price (EPP) in $/kWh	$0.170
Combined Payment in US$	$833,402.03
deduction for REC Transfer Cost	$49.02
Total Payment in US$:	**$833,353.01**

Payment Due Date: 16-Apr-2021

Preparado por y Certificado Correcto:

Miguel F. Irizarry Silvestrini
Superintendente Interino
División de Planificación y Estudios

Aprobado:

Alfonso Baretty Huertas
Director Interino
Planificación y Protección Ambiental

Purchased Power (CERs) Invoice Verification
Humacao Solar Project, LLC

3/24/2021

Meter Reading Period Start Date	February-21
Billing Period	51 PRE-OPERATION
Days in Billing Period	29

Green Credits Payment

Renewable Energy Certificates	4,902
een Credit Purchase Price (GCPP) in $/MWh	0
Green Credits Payment (GCP) in $	$0.00
Fee per REC transferred	$0.01
Transfer cost	$49.02

Total Payment in US$:	**-$49.02**

Payment Due Date: 16-Apr-2021

Preparado por y Certificado Correcto:

Miguel F. Irizarry Silvestrini
Superintendente Interino
División de Planificación y Estudios

Aprobado:

Alfonso Baretty Huertas
Director Interino
Planificación y Protección Ambiental

Mes	Energy (kWh	Diesels (kWh	Billing Perio	$/kWh	$ Total	CERs	Fracciones Mes	Fracc. Acum. Mes	Total Fracc	Fracciones prox mes	$/CER	(GCP) in	Fee per REC	Transfer cost	$GCP Total CE	Capacity Factor
Dec-19	2,770,540.000	13,438.110	49 OPERATIC	0.159/0.162	$ 444,694.72	2757	0.10189	0.02262	0.12451	0.12451	$35	$96,495	$0.01	$27.57	$96,467.43	19%
Jan-20	2,157,621.000	11,349.416	50 OPERATIC	$0.162	$349,534.60	2146	0.271584	0.12451	0.39609	0.39609	$35	$75,110	$0.01	$21.46	$75,088.54	15%
Feb-20	2,845,221.022	15,381.112	51 OPERATIC	$0.162	$460,925.81	2830	0.83991	0.39609	1.236	0.236	$35	$99,050	$0.01	$28.30	$99,021.70	20%
Mar-20	3,189,645.500	38,147.911	52 OPERATIC	$0.162	$516,722.57	3151	0.497589	0.236	0.73359	0.73359	$35	$110,285	$0.01	$31.51	$110,253.49	21%
Apr-20	3,360,486.500	6,306.972	53 OPERATIC	$0.162	$544,398.81	3354	0.179528	0.73359	0.91312	0.91312	$35	$117,390	$0.01	$33.54	$117,356.46	23%
May-20	3,220,970.000	11,216.000	54 OPERATIC	$0.162	$521,797.14	3210	0.754	0.91312	1.66712	0.66712	$35	$112,350	$0.01	$32.10	$112,317.90	22%
Jun-20	3,154,936.000	7,754.000	55 OPERATIC	$0.162	$511,099.63	3147	0.182	0.66712	0.84912	0.84912	$35	$110,145	$0.01	$31.47	$110,113.53	22%
Jul-20	3,078,184.000	5,239.000	56 OPERATIC	$0.162	$498,665.81	3073	0.945	0.84912	1.79412	0.79412	$35	$107,555	$0.01	$30.73	$107,524.27	21%
Aug-20	2,888,942.000	4,378.000	57 OPERATIC	$0.162	$468,008.60	2885	0.564	0.79412	1.35812	0.35812	$35	$100,975	$0.01	$28.85	$100,946.15	19%
Sep-20	2,690,763.000	4,083.000	58 OPERATIC	$0.162	$435,903.61	2687	0.68	0.35812	1.03812	0.03812	$35	$94,045	$0.01	$26.87	$94,018.13	19%
Oct-20	2,621,539.000	5,655.000	59 OPERATIC	$0.162	$424,689.32	2615	0.884	0.03812	0.92212	0.92212	$35	$91,525	$0.01	$26.15	$91,498.85	18%
Nov-20	2,227,996.00	6,271.412	60 OPERATIC	$0.162	$360,935.35	2222	0.724588	0.92212	1.64671	0.64671	$35	$77,770	$0.01	$22.22	$77,747.78	15%
Dec-20	2,470,018.021	9,182.544	61 OPERATIC	Ver Abajo	$ 405,310.66	2461	0.835477	0.64671	1.48219	0.48219	$35	$86,135	$0.01	$24.61	$86,110.39	17%

* La AEE retiene el costo de las transferencias (Transfer cost) del pago de los CERs

Escalacion 16 de Diciembre de 2020		
Energía 1 al 15 diciembre		1178082
Precio energia	0.162	
Costo		$ 190,849.28
Energia 16 al 31 diciembre		1,291,936.021
Precio energia	0.166	
Costo		$ 214,461.38
Energia total mes		2470018.021
Costo total mes		$ 405,310.66

Notas:

PRE-OP: **4 de noviembre de 2014**

COD: ***16 de diciembre de 2015***

Mes	Energy (kWh	Diesels (kWh	Billing Perio	$/kWh	Energy Payment $	CERs	Fracciones Mes	Fracc. Acum. Mes	Total Fracc	Fracciones prox mes	$/CER	(GCP) in	Fee per REC	Transfer cos	Green Credits Payment Total CER	Capacity Factor
Dec-20	2,470,018.021	9,182.544	61 OPERATIC	Ver Abajo	$ 405,310.66	2461	0.835477	0.64671	1.48219	0.48219	$35	$86,135	$0.01	$24.61	$86,110.39	17%
Jan-21	2,651,221.000	4,391.000	62 OPERATIC	See Below right	$436,418.65	2647	0.83	0.48219	1.31219	0.31219	See below right	$91,769	$0.01	$26.47	$91,742.53	18%
Feb-21	2,577,297.500	4,669.796	63 OPERATIC	$0.1492	$384,532.79	2572	0.627704	0.31219	0.93989	0.93989	$31	$79,732	$0.01	$25.72	$79,706.28	19%
Mar-21			64 OPERATIC	$0.1492	$0.00	0	0	0.93989	0.93989	0.93989	$31	$0	$0.01	$0.00	$0.00	0%
Apr-21			65 OPERATIC	$0.1492	$0.00	0	0	0.93989	0.93989	0.93989	$31	$0	$0.01	$0.00	$0.00	0%
May-21			66 OPERATIC	$0.1492	$0.00	0	0	0.93989	0.93989	0.93989	$31	$0	$0.01	$0.00	$0.00	0%
Jun-21			67 OPERATIC	$0.1492	$0.00	0	0	0.93989	0.93989	0.93989	$31	$0	$0.01	$0.00	$0.00	0%
Jul-21			68 OPERATIC	$0.1492	$0.00	0	0	0.93989	0.93989	0.93989	$31	$0	$0.01	$0.00	$0.00	0%
Aug-21			69 OPERATIC	$0.1492	$0.00	0	0	0.93989	0.93989	0.93989	$31	$0	$0.01	$0.00	$0.00	0%
Sep-21			70 OPERATIC	$0.1492	$0.00	0	0	0.93989	0.93989	0.93989	$31	$0	$0.01	$0.00	$0.00	0%
Oct-21			71 OPERATIC	$0.1492	$0.00	0	0	0.93989	0.93989	0.93989	$31	$0	$0.01	$0.00	$0.00	0%
Nov-21			72 OPERATIC	$0.1492	$0.00	0	0	0.93989	0.93989	0.93989	$31	$0	$0.01	$0.00	$0.00	0%
Dec-21			73 OPERATIC	Ver Abajo	$ -	0	0	0.93989	0.93989	0.93989	$31	$0	$0.01	$0.00	$0.00	0%

* La AEE retiene el costo de las transferencias (Transfer cost) del pago de los CERs

Note: On January 29, 2021 the 7th amendment to the San Fermín Solar Farm PPOA was executed. Among other things, this Amendment:
1. Modified the BasePurchase Price in Appendix C from the date of execution of the 7th amendment
2.Modified the Green Credits Purchase Price to $31/MWh from the date of execution of the 7th amendment

Note: The total shown in the Energy Payment Column and Green Credits Payment Column has the 0.90 multiplier applied in the calculation from 1/29/2021 onwards.

Escalacion 16 de Diciembre de 2021
Energía 1 al 15 diciembre
Precio energia 0.1492
Costo $ -
Energia 16 al 31 diciembre
Precio energia 0.1522
Costo $ -
Energia total mes 0
Costo total mes $ -

7th Amendment:		
Energy January 1 to 28:		**2,431,933.00**
Base Purchase Price:		**$0.166000**
payment:		**$403,700.88**
Energy January 29 to 31		**219288**
Base Purchase Price:	**$**	**0.1492**
payment:	**$**	**32,717.77**
Total Energy		**2,651,221.00**
Total Energy Payment		$436,418.65

Green Credits:		REC payment		
1/1 to 1/28	2431.933			
Diesels	4.267			4.391 4391
Energy for I	2427.666			
Previous fra	0.48219			2,646,830.00
Tota to 1/28	2428.14819			2,646.83
RECs	2428		$84,980	2,647.31219
carry over	0.14819			
1/29 to 1/31	219.288			
Diesels	0.124			
Energy for I	219.164			
Plus carry o	219.31219			
RECs	219		$6,789.00	
Carry over next month	0.31219			
Total GEC P	2647		$91,769.00	

Notas:
PRE-OP: **4 de noviembre de 2014**
COD: ***16 de diciembre de 2015***

Purchased Power (NEO) Invoice Verification
San Fermín Solar Farm, LLC

March 24, 2021

Meter Reading Period	December-20
Billing Period	61 OPERATION
Days in Billing Period	31

Energy Payment

Net Electrical Output (NEO) in kWh	1,178,082.000
Energy Purchase Price (EPP) in $/kWh	$0.162
Energy Payment (EP) in US$	$190,849.28
Net Electrical Output (NEO) in kWh	1,291,936.021
Energy Purchase Price (EPP) in $/kWh	$0.166
Energy Payment (EP) in US$	$214,461.38
Total Payment in US$:	**$405,310.66**

Payment Due Date: 16-Feb-2021

Preparado por y Certificado Correc

Miguel Irizarry Silvestrini
Superintendente Interino
División de Planificación y Estudios

Aprobado:

Alfosno Baretty Huertas
Director Interino
Planificación y Protección Ambient

Purchased Power (CERs) Invoice Verification
San Fermín Solar Farm, LLC

March 24, 2021

Meter Reading Period Start Date	December-20
Billing Period	61 OPERATION
Days in Billing Period	31

Green Credits Payment

Renewable Energy Certificates	2,461
een Credit Purchase Price (GCPP) in $/MWh	35
Green Credits Payment (GCP) in $	$86,135.00
Fee per REC transferred	$0.010
Transfer cost	$24.61

Total Payment in US$: **$86,110.39**

Payment Due Date: 16-Feb-2021

Preparado por y Certificado Correcto:

Miguel Irizarry Silvestrini
Superintendente Interino
División de Planificación y Estudios

Aprobado:

Alfosno Baretty Huertas
Director Interino
Planificación y Protección Ambiental

Purchased Power (NEO) Invoice Verification
San Fermín Solar Farm, LLC
March 24, 2021

Meter Reading Period	January-21
Billing Period	62 OPERATION
Days in Billing Period	31

Energy Payment

Net Electrical Output (NEO) in kWh	2,651,221.000
Energy Purchase Price (EPP) in $/kWh	See Below right
Energy Payment (EP) in US$	#VALUE!

Total Payment in US$: **#VALUE!**

Payment Due Date: 19-Mar-2021

Preparado por y Certificado Correc

Miguel Irizarry Silvestrini
Superintendente Interino
División de Planificación y Estudios

Aprobado:

Alfosno Baretty Huertas
Director Interino
Planificación y Protección Ambient

Purchased Power (CERs) Invoice Verification
San Fermín Solar Farm, LLC

March 24, 2021

Meter Reading Period Start Date	January-21
Billing Period	62 OPERATION
Days in Billing Period	31

Green Credits Payment

Renewable Energy Certificates	2,647
een Credit Purchase Price (GCPP) in $/MWh	35
Green Credits Payment (GCP) in $	$92,645.00
Fee per REC transferred	$0.010
Transfer cost	$26.47

Total Payment in US$: **$92,618.53**

Payment Due Date: 19-Mar-2021

Preparado por y Certificado Correcto:

Miguel Irizarry Silvestrini
Superintendente Interino
División de Planificación y Estudios

Aprobado:

Alfosno Baretty Huertas
Director Interino
Planificación y Protección Ambiental

Purchased Power (NEO) Invoice Verification
San Fermín Solar Farm, LLC

March 24, 2021

Meter Reading Period	February-21
Billing Period	63 OPERATION
Days in Billing Period	29

Energy Payment

Net Electrical Output (NEO) in kWh	2,577,297.500
Energy Purchase Price (EPP) in $/kWh	$0.1492
Energy Payment (EP) in US$	$384,532.79

Total Payment in US$: $384,532.79

Payment Due Date: 16-Apr-2021

Preparado por y Certificado Correc

Miguel Irizarry Silvestrini
Superintendente Interino
División de Planificación y Estudios

Aprobado:

Alfosno Baretty Huertas
Director Interino
Planificación y Protección Ambient

Purchased Power (CERs) Invoice Verification
San Fermín Solar Farm, LLC

March 24, 2021

Meter Reading Period Start Date	February-21
Billing Period	63 OPERATION
Days in Billing Period	29

Green Credits Payment

Renewable Energy Certificates	2,572
een Credit Purchase Price (GCPP) in $/MWh	31
Green Credits Payment (GCP) in $	$79,732.00
Fee per REC transferred	$0.010
Transfer cost	$25.72
Total Payment in US$:	**$79,706.28**
Payment Due Date:	16-Apr-2021

Preparado por y Certificado Correcto:

Miguel Irizarry Silvestrini
Superintendente Interino
División de Planificación y Estudios

Aprobado:

Alfosno Baretty Huertas
Director Interino
Planificación y Protección Ambiental

Mes	Energy (kWh)	Billing Period	64	Energy Payment $	CERs	Fraccione s Mes	Fracc. Acum. Mes	Total Fracc	Fracciones prox mes	$/CER	Green Credits	Fee per REC transferred	Transfer cost	$ GCP Total CER	Capacity Factor
Aug-20	1,984,649.000	61	Ver Abajo	$310,022.47	1984	0.649000	0.276844	0.925844	0.925844	$35	$69,440	$0.01	$19.84	$69,420.16	27%
Sep-20	1,961,119.000	62	$0.1579	$309,660.69	1962	0.119000	0.925844	1.044844	0.044844	$35	$68,670	$0.01	$19.62	$68,650.38	27%
Oct-20	1,845,076.000	63	$0.1579	$291,337.50	1845	0.076000	0.044844	0.120844	0.120844	$35	$64,575	$0.01	$18.45	$64,556.55	25%
Nov-20	1,657,230.000	64	$0.1579	$261,676.62	1657	0.230000	0.120844	0.350844	0.350844	$35	$57,995	$0.01	$16.57	$57,978.43	23%
Dec-20	1,874,731.000	65	$0.1579	$296,020.02	1875	0.731000	0.350844	1.081844	0.081844	$35	$65,625	$0.01	$18.75	$65,606.25	25%
Jan-21	1,931,371.000	66	$0.1579	$302,279.09	1931	0.371000	0.081844	0.452844	0.452844	$35	$66,990	$0.01	$19.31	$66,970.69	26%
Feb-21	1,805,835.149	67	$0.1579	$256,627.23	1806	0.835149	0.452844	1.287993	0.287993	$35	$56,889	$0.01	$18.06	$56,870.94	27%
Mar-21		68	$0.1579	$0.00	0	0.000000	0.287993	0.287993	0.287993	$35	$0	$0.01	$0.00	$0.00	0%
Apr-21		69	$0.1579	$0.00	0	0.000000	0.287993	0.287993	0.287993	$35	$0	$0.01	$0.00	$0.00	0%
May-21		70	$0.1579	$0.00	0	0.000000	0.287993	0.287993	0.287993	$35	$0	$0.01	$0.00	$0.00	0%
Jun-21		71	$0.1579	$0.00	0	0.000000	0.287993	0.287993	0.287993	$35	$0	$0.01	$0.00	$0.00	0%
Jul-21		72	$0.1579	$0.00	0	0.000000	0.287993	0.287993	0.287993	$35	$0	$0.01	$0.00	$0.00	0%
Aug-21		73	Ver Abajo	$ -	0	0.000000	0.287993	0.287993	0.287993	$35	$0	$0.01	$0.00	$0.00	0%

* La AEE retiene el costo de las transferencias (Transfer cost) del pago de los CERs

Note: On January 29, 2021 the 5th Amendment to the Horizon PPOA was executed.
Among other things, this Amendment established that the NEO Payment and Greend Credits Payment from 1/29/2021 until the COD of the Expansion Project (if it occurs, if not until expiration of the Initial Term) shall be calculated as follows:
(A) Energy Payment = Base Purchase Price x NEO x 0.90 - see section 11.2 (a)(ii) of amended PPOA
(B) Green Credits Payment = Green Credits Purcase Price x NEO x 0.90 - see section 11.2 (b) of amended PPOA

Note: The total shown in the Energy Payment Column and Green Credits Payment Column has the 0.90 multiplier applied in the calculation from 1/29/2021 onwards.

Aug-20	
KWH 1 al 17 Ago	1081808
Costo kWh	$0.1548
Total $	$167,463.88
KWh 18 al 31 Ago	902841
Costo kWh	0.1579
Total $	$142,558.59
Total Mes$	$ 310,022.47

Aug-21		
KWH 1 al 17 Ago		
Costo kWh		$0.1579
Total $	$	-
KWh 18 al 31 Ago		
Costo kWh		
Total $	$	-
Total Mes$	$	-

5th Amendment:	
Energy January 1 to J	1761365
Base Purchase Price:	$0.157900
payment:	$278,119.53
Energy January 29 to	170006
Base Purchase Price:	$ 0.1579
payment:	$ 24,159.55
Total Energy	1931371
Total Payment	$302,279.09

Green Credits:		REC payment
1/1 to 1/28	1761.37	
Previous fr	0.081844	
Tota to 1/2	1761.45	
RECs	1761	$61,635
carry over	0.44684	
1/29 to 1/3	170.006	
Plus carry	170.453	
RECs	170	$5,355.00
Carry over next month	0.45284	
Total GEC	1931	$66,990.00

Notas:

COD: 18 de agosto de 2015

Initial Interconnection Date: March 4, 2015

Initial Synchronization Date: March 5, 2015

Purchased Power (NEO) Invoice Verification
Horizon Energy, LLC

4-Jan-17

Meter Reading Period	December-20
Billing Period	65
Days in Billing Period	31

Energy Payment

Net Electrical Output (NEO) in kWh	1,874,731.000
Energy Purchase Price (EPP) in $/kWh	$0.1579
Energy Payment (EP) in US$	$296,020.02

Total Payment in US$: **$296,020.02**

Payment Due Date: 16-Feb-2021

Preparado por y Certificado Correcto:

Miguel F. Irizarry Silvestrini
Superintendente Interino
División de Planificación y Estudios

Aprobado:

Alfonso Baretty Huertas
Director Interino
Planificación y Protección Ambiental

Purchased Power (CERs) Invoice Verification
Horizon Energy, LLC

4-Jan-17

Meter Reading Period Start Date	December-20
Billing Period	65
Days in Billing Period	31

Green Credits Payment

Renewable Energy Certificates	1,875
Green Credit Purchase Price (GCPP) in $/MWh	35
Green Credits Payment (GCP) in $	$65,625.00
Fee per REC transferred	$0.01
Transfer cost	$18.75
Total Payment in US$:	**$65,606.25**
Payment Due Date:	16-Feb-2021

Preparado por y Certificado Correcto:

Miguel F. Irizarry Silvestrini
Superintendente Interino
División de Planificación y Estudios

Aprobado:

Alfonso Baretty Huertas
Director Interino
Planificación y Protección Ambiental

Purchased Power (NEO) Invoice Verification
Horizon Energy, LLC

24-Mar-21

Meter Reading Period	January-21
Billing Period	66
Days in Billing Period	31

Energy Payment

Net Electrical Output (NEO) in kWh	1,931,371.000
Energy Purchase Price (EPP) in $/kWh	$0.1579
Energy Payment (EP) in US$	$304,963.48

Total Payment in US$: **$304,963.48**

Payment Due Date: 19-Mar-2021

Preparado por y Certificado Correcto:

Miguel F. Irizarry Silvestrini
Superintendente Interino
División de Planificación y Estudios

Aprobado:

Alfonso Baretty Huertas
Director Interino
Planificación y Protección Ambiental

Purchased Power (CERs) Invoice Verification
Horizon Energy, LLC

24-Mar-21

Meter Reading Period Start Date	January-21
Billing Period	66
Days in Billing Period	31

Green Credits Payment

Renewable Energy Certificates	1,931
Green Credit Purchase Price (GCPP) in $/MWh	35
Green Credits Payment (GCP) in $	$67,585.00
Fee per REC transferred	$0.01
Transfer cost	$19.31
Total Payment in US$:	**$67,565.69**
Payment Due Date:	19-Mar-2021

Preparado por y Certificado Correcto:

Miguel F. Irizarry Silvestrini
Superintendente Interino
División de Planificación y Estudios

Aprobado:

Alfonso Baretty Huertas
Director Interino
Planificación y Protección Ambiental

Purchased Power (NEO) Invoice Verification
Horizon Energy, LLC

24-Mar-21

Meter Reading Period	February-21
Billing Period	67
Days in Billing Period	29

Energy Payment

Net Electrical Output (NEO) in kWh	1,805,835.149
Energy Purchase Price (EPP) in $/kWh	$0.1579
PPOA Multiplier	0.9
Energy Payment (EP) in US$	$256,627.23
Total Payment in US$:	**$256,627.23**
Payment Due Date:	16-Apr-2021

Preparado por y Certificado Correcto:

Miguel F. Irizarry Silvestrini
Superintendente Interino
División de Planificación y Estudios

Aprobado:

Alfonso Baretty Huertas
Director Interino
Planificación y Protección Ambiental

Purchased Power (CERs) Invoice Verification
Horizon Energy, LLC

24-Mar-21

Meter Reading Period Start Date	February-21
Billing Period	67
Days in Billing Period	29

Green Credits Payment

Renewable Energy Certificates	1,806
Green Credit Purchase Price (GCPP) in $/MWh	35
PPOA Multiplier	0.9
Green Credits Payment (GCP) in $	$56,889.00
Fee per REC transferred	$0.01
Transfer cost	$18.06
Total Payment in US$:	**$56,870.94**
Payment Due Date:	16-Apr-2021

Preparado por y Certificado Correcto:

Miguel F. Irizarry Silvestrini
Superintendente Interino
División de Planificación y Estudios

Aprobado:

Alfonso Baretty Huertas
Director Interino

Planificación y Protección Ambiental

Mes	Energy (kWh)	Billing Period	$/kWh	$ Total	CERs	Fracciones Mes	Fracc. Acum. Mes	Total Fracc	Fracciones prox mes	$/CER	$ Total CERs	Capacity
Dec-20	6,886,653.513	98	Ver abajo	$ 968,172.71	6886	0.653513	0.353235	1.006748	0.006748	Ver abajo	$ 193,606.77	12%
Jan-21	10,125,983.000	99	$0.14081	$1,425,839.67	10125	0.983000	0.006748	0.989748	0.989748	$28.16	$285,120.00	18%
Feb-21	17,185,986.012	100	$0.14081	$2,419,958.69	17186	0.986012	0.989748	1.975760	0.97576	$28.16	$483,957.76	34%
Mar-21		101	$0.14081	$0.00	0	0.000000	0.97576	0.975760	0.97576	$28.16	$0.00	0%
Apr-21		102	$0.14081	$0.00	0	0.000000	0.97576	0.975760	0.52795	$28.16	$0.00	0%
May-21		103	$0.14081	$0.00	0	0.000000	0.527950	0.527950	0.52795	$28.16	$0.00	0%
Jun-21		104	$0.14081	$0.00	0	0.000000	0.52795	0.527950	0.52795	$28.16	$0.00	0%
Jul-21		105	$0.14081	$0.00	0	0.000000	0.527950	0.527950	0.52795	$28.16	$0.00	0%
Aug-21		106	$0.14081	$0.00	0	0.000000	0.52795	0.527950	0.52795	$28.16	$0.00	0%
Sep-21		107	$0.14081	$0.00	0	0.000000	0.52795	0.527950	0.52795	$28.16	$0.00	0%
Oct-21		108	$0.14081	$0.00	0	0.000000	0.52795	0.527950	0.52795	$28.16	$0.00	0%
Nov-21		109	$0.14081	$0.00	0	0.000000	0.52795	0.527950	0.52795	$28.16	$0.00	0%
Dec-21		110	Ver abajo	$ 968,172.71	0	0.000000	0.52795	0.527950	0.52795	Ver abajo	$ 193,634.93	0%

*Según contrato, la AEE es responsable del costo de las transferencias de los CERs, por lo que no se retiene dicho costo a Pattern.

44196	6,886,653.513	98	Ver abajo	968172.7057	6,887	0.653513	0.353235	1.006748	0.006748	Ver abajo	193634.93	0.12342

Escalacion 5 de diciembre 2020	
Energía 1 al 4 de diciembre	738930.5
Precio energia	$0.138730
Costo	$ 102,511.83
Energia 5 al 31 diciembre	6147723.013
Precio energia	$0.140810
Costo	$ 865,660.88
Energia total mes	6886653.513
Costo total mes	$ 968,172.71

		Fracciones	Mes anterior	Total
CERs 1 al 4 de diciembre 20	739.000000	0.9305	0.353235	1.28374
Precio energia	#########			
Costo	$ 20,507.25		Sobrantes del 1 al 4	Total
CERs 5 al 31diciembre	6147.000000	0.723013	0.283735	1.00675
Precio energia	#########			
Costo	$ 173,099.52			
CERs totales*	6886	1.653513		
Costo total mes	$ 193,606.77			

Notas:

COD **5 de diciembre**

* Verificar que las fracciones y CERs totales sean iguales en la tabla

Escalacion 5 de diciembre 2021	
Energía 1 al 4 de diciembre	738930.5
Precio energia	$0.138730
Costo	$ 102,511.83
Energia 5 al 31 diciembre	6147723.013
Precio energia	$0.140810
Costo	$ 865,660.88
Energia total mes	6886653.513
Costo total mes	$ 968,172.71

		Fracciones	Mes anterior	Total
CERs 1 al 4 de diciembre 20	739.000000	0.9305	0.52795	1.45845
Precio energia	#########			
Costo	$ 20,507.25		Sobrantes del 1 al 4	Total
CERs 5 al 31diciembre	6148.000000	0.723013	0.45845	1.18146
Precio energia	#########			
Costo	$ 173,127.68			
CERs totales*	6887	1.653513		
Costo total mes	$ 193,634.93			

* Verificar que las fracciones y CERs totales sean iguales en la tabla

Purchased Power (NEO) Invoice Verification
Pattern Santa Isabel, LLC.

24-Mar-21

Meter Reading Period	December-20
Billing Period	98
Days in Billing Period	31

Energy Payment

Net Electrical Output (NEO) in kWh	738,930.500
Energy Purchase Price (EPP) in $/kWh	$0.13873
Energy Payment (EP) in US$	$102,511.83
Net Electrical Output (NEO) in kWh	6,147,723.013
Energy Purchase Price (EPP) in $/kWh	$0.14081
Energy Payment (EP) in US$	$865,660.88
Total Payment in US$:	**$968,172.71**
Payment Due Date:	16-Feb-2021

Preparado por y Certificado Correcto:

Miguel F. Irizarry Silvestrini
Superintendente Interino
División de Planificación y Estudios

Aprobado:

Alfonso Baretty Huertas
Director Interino
Planificación y Protección Ambiental

Purchased Power (CERs) Invoice Verification
Pattern Santa Isabel, LLC.

24-Mar-21

Meter Reading Period Start Date	December-20
Billing Period	98
Days in Billing Period	31

Green Credits Payment

Renewable Energy Certificates	739
een Credit Purchase Price (GCPP) in $/MWh	27.75
Green Credits Payment (GCP) in $	$20,507.25
Renewable Energy Certificates	6,147
een Credit Purchase Price (GCPP) in $/MWh	28.16
Green Credits Payment (GCP) in $	$173,099.52

Total Payment in US$:	**$193,606.77**
Payment Due Date:	16-Feb-2021

Preparado por y Certificado Correcto:

Miguel F. Irizarry Silvestrini
Superintendente Interino
División de Planificación y Estudios

Aprobado:

Alfonso Baretty Huertas
Director Interino
Planificación y Protección Ambiental

Purchased Power (NEO) Invoice Verification
Pattern Santa Isabel, LLC.

24-Mar-21

Meter Reading Period	January-21
Billing Period	99
Days in Billing Period	31

Energy Payment

Net Electrical Output (NEO) in kWh	10,125,983.000
Energy Purchase Price (EPP) in $/kWh	$0.14081
Energy Payment (EP) in US$	$1,425,839.67

Total Payment in US$: $1,425,839.67

Payment Due Date: 19-Mar-2021

Preparado por y Certificado Correcto:

Miguel F. Irizarry Silvestrini
Superintendente Interino
División de Planificación y Estudios

Aprobado:

Alfonso Baretty Huertas
Director Interino
Planificación y Protección Ambiental

Purchased Power (CERs) Invoice Verification
Pattern Santa Isabel, LLC.

24-Mar-21

Meter Reading Period Start Date	January-21
Billing Period	99
Days in Billing Period	31

Green Credits Payment

Renewable Energy Certificates	10,125
ɛen Credit Purchase Price (GCPP) in $/MWh	28.16
Green Credits Payment (GCP) in $	$285,120.00

Total Payment in US$:	**$285,120.00**
Payment Due Date:	19-Mar-2021

Preparado por y Certificado Correcto:

Miguel F. Irizarry Silvestrini
Superintendente Interino
División de Planificación y Estudios

Aprobado:

Alfonso Baretty Huertas
Director Interino
Planificación y Protección Ambiental

Purchased Power (NEO) Invoice Verification
Pattern Santa Isabel, LLC.

24-Mar-21

Meter Reading Period	February-21
Billing Period	100
Days in Billing Period	29

Energy Payment

Net Electrical Output (NEO) in kWh	17,185,986.012
Energy Purchase Price (EPP) in $/kWh	$0.14081
Energy Payment (EP) in US$	$2,419,958.69

Total Payment in US$: $2,419,958.69

Payment Due Date: 16-Apr-2021

Preparado por y Certificado Correcto:

Miguel F. Irizarry Silvestrini
Superintendente Interino
División de Planificación y Estudios

Aprobado:

Alfonso Baretty Huertas
Director Interino
Planificación y Protección Ambiental

Purchased Power (CERs) Invoice Verification
Pattern Santa Isabel, LLC.

24-Mar-21

Meter Reading Period Start Date	February-21
Billing Period	100
Days in Billing Period	29

Green Credits Payment

Renewable Energy Certificates	17,186
en Credit Purchase Price (GCPP) in $/MWh	28.16
Green Credits Payment (GCP) in $	$483,957.76

Total Payment in US$:	**$483,957.76**
Payment Due Date:	16-Apr-2021

Preparado por y Certificado Correcto:

Miguel F. Irizarry Silvestrini
Superintendente Interino
División de Planificación y Estudios

Aprobado:

Alfonso Baretty Huertas
Director Interino
Planificación y Protección Ambiental

#REF!

Mes	Energy (kWh	Billing Perio	$/kWh	$ Total	CERs	Fracciones Mes	Fracc. Acum. Mes	Total Frac	Fracciones prox mes	$/CER	(GCP) in	Fee per REC	Transfer cost	$ Total CE	Capacity Factor
Sep-20	351,803.000	110	Ver Abajo	$ 62,806.39	352	0.803	0.874170	1.67717	0.67717	$36	$12,672	$1.01	$355.52	$12,316.48	23%
Oct-20	390,854.000	111	$0.179	$69,962.87	391	0.854	0.67717	1.53117	0.53117	$35	$13,685	$0.01	$3.91	$13,681.09	25%
Nov-20	340,857.135	112	$0.179	$61,013.43	341	0.857135	0.53117	1.388305	0.388305	$35	$11,935	$0.01	$3.41	$11,931.59	23%
Dec-20	419,809.845	113	$0.179	$75,145.96	420	0.809845	0.388305	1.19815	0.19815	$35	$14,700	$0.01	$4.20	$14,695.80	27%
Jan-21	385,995.000	114	$0.179	$69,093.11	386	0.995	0.19815	1.19315	0.19315	$35	$13,510	$0.01	$3.86	$13,506.14	25%
Feb-21	360,899.535	115	$0.179	$64,601.02	361	0.899535	0.19315	1.092685	0.092685	$35	$12,635	$0.01	$3.61	$12,631.39	26%
Mar-21		116	$0.179	$0.00	0	0	0.092685	0.092685	0.092685	$35	$0	$0.01	$0.00	$0.00	0%
Apr-21		117	$0.179	$0.00	0	0	0.092685	0.092685	0.092685	$35	$0	$0.01	$0.00	$0.00	0%
May-21		118	$0.179	$0.00	0	0	0.092685	0.092685	0.092685	$35	$0	$0.01	$0.00	$0.00	0%
Jun-21		119	$0.179	$0.00	0	0	0.092685	0.092685	0.092685	$35	$0	$0.01	$0.00	$0.00	0%
Jul-21		120	$0.179	$0.00	0	0	0.092685	0.092685	0.092685	$35	$0	$0.01	$0.00	$0.00	0%
Aug-21		121	$0.179	$0.00	0	0	0.092685	0.092685	0.092685	$35	$0	$0.01	$0.00	$0.00	0%
Sep-21		122	Ver Abajo	$ -	0	0	0.092685	0.092685	0.092685	$36	$0	$1.01	$0.00	$0.00	0%
				$ -	$ -	$ -	$ -	$ -	$ -	$ -	$ -	$ -	$ -	$ -	$ -
44104	351,803.000	110	Ver Abajo	62806.387	352	0.803	0.87417	1.67717	0.67717	36	12672	1.01	355.52	12316.48	23.3%

Escalacion 7 de Septiembre 2020			
Energía 1 al 6 Septiembre	55,450.000		
Precio energia	0.176		
Costo	$ 9,759.20		
Energia 7 al 30 Septiembre	296,353.000		
Precio energia	0.179		
Costo	$ 53,047.19	CERs:	
Energia total mes	351,803.000		352
Costo total mes	$ 62,806.39		

Notas:

COD: ***7 de septiembre***

Escalacion 7 de Septiembre 2021			
Energía 1 al 6 Septiembre			
Precio energia	0.179		
Costo	$ -		
Energia 7 al 30 Septiembre			
Precio energia	0.179		
Costo	$ -	CERs:	
Energia total mes	0.000		0
Costo total mes	$ -		

Purchased Power (NEO) Invoice Verification
Windmar Renewable Energy, Inc. - Cantera Martinó

24-Mar-21

Meter Reading Period	December-20
Billing Period	113
Days in Billing Period	31

Energy Payment

Net Electrical Output (NEO) in kWh	419,809.845
Energy Purchase Price (EPP) in $/kWh	$0.179
Energy Payment (EP) in US$	$75,145.96

Total Payment in US$: $75,145.96

Payment Due Date: 16-Feb-2021

Preparado por y Certificado Correcto:

Miguel F. Irizarry Silvestrini
Superintendente Interino
División de Planificación y Estudios

Aprobado:

Alfonso Baretty Huertas
Director Interino
Planificación y Protección Ambiental

Purchased Power (CERs) Invoice Verification
Windmar Renewable Energy, Inc. - Cantera Martinó

24-Mar-21

Meter Reading Period Start Date	December-20
Billing Period	113
Days in Billing Period	31

Green Credits Payment

Renewable Energy Certificates	420
ɛen Credit Purchase Price (GCPP) in $/MWh	35
Green Credits Payment (GCP) in $	$14,700.00
Fee per REC transferred	$0.01
Transfer cost	$4.20
Total Payment in US$:	**$14,695.80**
Payment Due Date:	16-Feb-2021

Preparado por y Certificado Correcto:

Miguel F. Irizarry Silvestrini
Superintendente Interino
División de Planificación y Estudios

Aprobado:

Alfonso Baretty Huertas
Director Interino
Planificación y Protección Ambiental

Purchased Power (NEO) Invoice Verification
Windmar Renewable Energy, Inc. - Cantera Martinó

24-Mar-21

Meter Reading Period	January-21
Billing Period	114
Days in Billing Period	31

Energy Payment

Net Electrical Output (NEO) in kWh	385,995.000
Energy Purchase Price (EPP) in $/kWh	$0.179
Energy Payment (EP) in US$	$69,093.11

Total Payment in US$: $69,093.11

Payment Due Date: 19-Mar-2021

Preparado por y Certificado Correcto:

Miguel F. Irizarry Silvestrini
Superintendente Interino
División de Planificación y Estudios

Aprobado:

Alfonso Baretty Huertas
Director Interino
Planificación y Protección Ambiental

Purchased Power (CERs) Invoice Verification
Windmar Renewable Energy, Inc. - Cantera Martinó

24-Mar-21

Meter Reading Period Start Date	January-21
Billing Period	114
Days in Billing Period	31

Green Credits Payment

Renewable Energy Certificates	386
ɛen Credit Purchase Price (GCPP) in $/MWh	35
Green Credits Payment (GCP) in $	$13,510.00
Fee per REC transferred	$0.01
Transfer cost	$3.86
Total Payment in US$:	**$13,506.14**
Payment Due Date:	19-Mar-2021

Preparado por y Certificado Correcto:

Miguel F. Irizarry Silvestrini
Superintendente Interino
División de Planificación y Estudios

Aprobado:

Alfonso Baretty Huertas
Director Interino
Planificación y Protección Ambiental

Purchased Power (NEO) Invoice Verification
Windmar Renewable Energy, Inc. - Cantera Martinó

24-Mar-21

Meter Reading Period	February-21
Billing Period	115
Days in Billing Period	29

Energy Payment

Net Electrical Output (NEO) in kWh	360,899.535
Energy Purchase Price (EPP) in $/kWh	$0.179
Energy Payment (EP) in US$	$64,601.02

Total Payment in US$: **$64,601.02**

Payment Due Date: 16-Apr-2021

Preparado por y Certificado Correcto:

Miguel F. Irizarry Silvestrini
Superintendente Interino
División de Planificación y Estudios

Aprobado:

Alfonso Baretty Huertas
Director Interino
Planificación y Protección Ambiental

Purchased Power (CERs) Invoice Verification
Windmar Renewable Energy, Inc. - Cantera Martinó

24-Mar-21

Meter Reading Period Start Date	February-21
Billing Period	115
Days in Billing Period	29

Green Credits Payment

Renewable Energy Certificates	361
ɛen Credit Purchase Price (GCPP) in $/MWh	35
Green Credits Payment (GCP) in $	$12,635.00
Fee per REC transferred	$0.01
Transfer cost	$3.61
Total Payment in US$:	**$12,631.39**
Payment Due Date:	16-Apr-2021

Preparado por y Certificado Correcto:

Miguel F. Irizarry Silvestrini
Superintendente Interino
División de Planificación y Estudios

Aprobado:

Alfonso Baretty Huertas
Director Interino
Planificación y Protección Ambiental

Coto Laurel Solar Farm - Datos Facturación 2020

Mes	Energy (kWh	Billing Period	$/kWh	$ Total	CERs	Fracciones Mes	Fracc. Acum. Mes	Total Frac	Fracciones prox mes	$/CER	(GCP) in	Fee per REC	Transfer cos	$ GCP Total C	Capacity
Jan-20	1,131,577.000	1 OPERATION*	$0.150	$169,736.55	1132	0.577	0.559559	1.136559	0.136559	$35	$39,620	$0.01	$11.32	$39,608.68	15%
Feb-20	1,266,103.000	2 OPERATION	$0.150	$189,915.45	1266	0.103	0.136559	0.239559	0.239559	$35	$44,310	$0.01	$12.66	$44,297.34	18%
Mar-20	1,399,871.000	3 OPERATION	$0.150	$209,980.65	1400	0.871000	0.239559	1.110559	0.110559	$35	$49,000	$0.01	$14.00	$48,986.00	19%
Apr-20	1,409,336.500	4 OPERATION	$0.150	$211,400.48	1409	0.336500	0.110559	0.447059	0.447059	$35	$49,315	$0.01	$14.09	$49,300.91	20%
May-20	1,361,288.000	5 OPERATION	$0.150	$204,193.20	1361	0.288000	0.447059	0.735059	0.735059	$35	$47,635	$0.01	$13.61	$47,621.39	18%
Jun-20	1,260,249.000	6 OPERATION	$0.150	$189,037.35	1260	0.249000	0.735059	0.984059	0.984059	$35	$44,100	$0.01	$12.60	$44,087.40	18%
Jul-20	1,229,305.000	7 OPERATION	$0.150	$184,395.75	1230	0.305000	0.984059	1.289059	0.289059	$35	$43,050	$0.01	$12.30	$43,037.70	17%
Aug-20	1,356,349.000	8 OPERATION	$0.150	$203,452.35	1356	0.349000	0.289059	0.638059	0.638059	$35	$47,460	$0.01	$13.56	$47,446.44	18%
Sep-20	1,222,885.000	9 OPERATION	$0.150	$183,432.75	1223	0.885000	0.638059	1.523059	0.523059	$35	$42,805	$0.01	$12.23	$42,792.77	17%
Oct-20	1,119,951.000	10 OPERATION	$0.150	$167,992.65	1120	0.951000	0.523059	1.474059	0.474059	$35	$39,200	$0.01	$11.20	$39,188.80	15%
Nov-20	1,012,903.000	11 OPERATION	$0.150	$151,935.45	1013	0.903000	0.474059	1.377059	0.377059	$35	$35,455	$0.01	$10.13	$35,444.87	14%
Dec-20	1,242,465.500	12 OPERATION	$0.150	$186,369.83	1242	0.465500	0.377059	0.842559	0.842559	$35	$43,470	$0.01	$12.42	$43,457.58	17%
Jan-21	1,064,148.000	13 OPERATION	Ver abajo	$160,826.24	1064	0.148000	0.842559	0.990559	0.990559	$35	$37,240	$0.01	$10.64	$37,229.36	14%
Feb-21	1,137,253.694	14 OPERATION	$0.153	$173,999.82	1138	0.253694	0.990559	1.244253	0.244253	$35	$39,830	$0.01	$11.38	$39,818.62	17%

* La AEE retiene el costo de las transferencias (Transfer cost) del pago de los CERs

*** COD 20/enero/2020**

Escalacion 20 de enero		Fecha COD: 20 enero 2020
Energía 1 al 19	662803	
Precio energia $	0.150	
Costo	$ 99,420.45	
Energia 20 al 31	401345	
Precio energia $	0.153	
Costo	$ 61,405.79	
Energia total mes	1064148	
Costo total mes	##########	

Purchased Power (NEO) Invoice Verification
Coto Laurel Solar Farm, Inc.

24-Mar-21

Meter Reading Period	December-20
Billing Period	12 OPERATION
Days in Billing Period	31

Energy Payment

Net Electrical Output (NEO) in kWh	1,242,465.500
Energy Purchase Price (EPP) in $/kWh	$0.150
Energy Payment (EP) in US$	$186,369.83

Total Payment in US$:	**$186,369.83**
Payment Due Date:	16-Feb-2021

Preparado por y Certificado Correcto:

Miguel F. Irizarry Silvestrini
Superintendente Interino
División de Planificación y Estudios

Aprobado:

Alfonso Baretty Huertas
Director Interino
Planificación y Protección Ambiental

Purchased Power (CERs) Invoice Verification
Coto Laurel Solar Farm, Inc.

24-Mar-21

Meter Reading Period Start Date	December-20
Billing Period	12 OPERATION
Days in Billing Period	31

Green Credits Payment

Renewable Energy Certificates	1,242
en Credit Purchase Price (GCPP) in $/MWh	35
Green Credits Payment (GCP) in $	$43,470.00
Fee per REC transferred	$0.01
Transfer cost	$12.42

Total Payment in US$:	**$43,457.58**
Payment Due Date:	16-Feb-2021

Preparado por y Certificado Correcto:

Miguel F. Irizarry Silvestrini
Superintendente Interino
División de Planificación y Estudios

Aprobado:

Alfonso Baretty Huertas
Director Interino

Planificación y Protección Ambiental

Purchased Power (NEO) Invoice Verification
Coto Laurel Solar Farm, Inc.

24-Mar-21

Meter Reading Period	January-21
Billing Period	13 OPERATION
Days in Billing Period	31

Energy Payment

Net Electrical Output (NEO) in kWh 1/1 to 1/19	662,803.000
Energy Purchase Price (EPP) in $/kWh	$0.150
Energy Payment (EP) in US$	$99,420.45
Net Electrical Output (NEO) in kWh 1/20 to 1/31	401,345.000
Energy Purchase Price (EPP) in $/kWh	$0.153
Energy Payment (EP) in US$	$61,405.79
Total Energy (kWh):	$1,064,148.00
Total Payment in US$:	**$160,826.24**
Payment Due Date:	19-Mar-2021

Preparado por y Certificado Correcto:

Miguel F. Irizarry Silvestrini
Superintendente Interino
División de Planificación y Estudios

Aprobado:

Alfonso Baretty Huertas
Director Interino
Planificación y Protección Ambiental

Purchased Power (CERs) Invoice Verification
Coto Laurel Solar Farm, Inc.

24-Mar-21

Meter Reading Period Start Date	January-21
Billing Period	13 OPERATION
Days in Billing Period	31

Green Credits Payment

Renewable Energy Certificates	1,064
en Credit Purchase Price (GCPP) in $/MWh	35
Green Credits Payment (GCP) in $	$37,240.00
Fee per REC transferred	$0.01
Transfer cost	$10.64

Total Payment in US$:	**$37,229.36**
Payment Due Date:	19-Mar-2021

Preparado por y Certificado Correcto:

Miguel F. Irizarry Silvestrini
Superintendente Interino
División de Planificación y Estudios

Aprobado:

Alfonso Baretty Huertas
Director Interino

Planificación y Protección Ambiental

Purchased Power (NEO) Invoice Verification
Coto Laurel Solar Farm, Inc.

24-Mar-21

Meter Reading Period	February-21
Billing Period	14 OPERATION
Days in Billing Period	29

Energy Payment

Net Electrical Output (NEO) in kWh	1,137,253.694
Energy Purchase Price (EPP) in $/kWh	$0.153
Energy Payment (EP) in US$	$173,999.82

Total Payment in US$:	**$173,999.82**
Payment Due Date:	16-Apr-2021

Preparado por y Certificado Correcto:

Miguel F. Irizarry Silvestrini
Superintendente Interino
División de Planificación y Estudios

Aprobado:

Alfonso Baretty Huertas
Director Interino
Planificación y Protección Ambiental

Purchased Power (CERs) Invoice Verification
Coto Laurel Solar Farm, Inc.

24-Mar-21

Meter Reading Period Start Date	February-21
Billing Period	14 OPERATION
Days in Billing Period	29

Green Credits Payment

Renewable Energy Certificates	1,138
en Credit Purchase Price (GCPP) in $/MWh	35
Green Credits Payment (GCP) in $	$39,830.00
Fee per REC transferred	$0.01
Transfer cost	$11.38

Total Payment in US$:	**$39,818.62**
Payment Due Date:	16-Apr-2021

Preparado por y Certificado Correcto:

Miguel F. Irizarry Silvestrini
Superintendente Interino
División de Planificación y Estudios

Aprobado:

Alfonso Baretty Huertas
Director Interino

Planificación y Protección Ambiental

Datos Oriana 2020

Mes	Energy (kWh	Billing Period	$/kWh	$ Total	CERs	Fracciones Mes	Fracc. Acum. Mes	Total Fracc	Fracciones prox mes	$/CER	(GCP) in $	Fee per REC	Transfer cost	$GCP Total CI	Capacity Factor
Dec-19	6,358,655.385	37 OPERATION	Ver abajo	$ 989,377.37	6296	0.300263	0.18084	0.4811	0.4811	$30	$188,880	$0.01	$62.96	$188,817.04	19%
Jan-20	5,119,313.250	38 OPERATION	$0.159	$813,970.81	5119	0.31325	0.4811	0.79435	0.79435	$30	$153,570	$0.01	$51.19	$153,518.81	15%
Feb-20	6,104,734.511	39 OPERATION	$0.159	$970,652.79	6105	0.734511	0.79435	1.52886	0.52886	$30	$183,150	$0.01	$61.05	$183,088.95	19%
Mar-20	6,912,375.000	40 OPERATION	$0.159	$1,099,067.63	6912	0.375	0.52886	0.90386	0.90386	$30	$207,360	$0.01	$69.12	$207,290.88	21%
Apr-20	7,923,212.012	41 OPERATION	$0.159	$1,259,790.71	7924	0.212012	0.90386	1.11587	0.11587	$30	$237,720	$0.01	$79.24	$237,640.76	24%
May-20	8,657,686.000	42 OPERATION	$0.159	$1,376,572.07	8657	0.686	0.11587	0.80187	0.80187	$30	$259,710	$0.01	$86.57	$259,623.43	26%
Jun-20	8,717,574.000	43 OPERATION	$0.159	$1,386,094.27	8718	0.574	0.80187	1.37587	0.37587	$30	$261,540	$0.01	$87.18	$261,452.82	27%
Jul-20	8,031,801.000	44 OPERATION	$0.159	$1,277,056.36	8032	0.801	0.37587	1.17687	0.17687	$30	$240,960	$0.01	$80.32	$240,879.68	24%
Aug-20	8,738,742.000	45 OPERATION	$0.159	$1,389,459.98	8738	0.742	0.17687	0.91887	0.91887	$30	$262,140	$0.01	$87.38	$262,052.62	26%
Sep-20	7,590,075.000	46 OPERATION	$0.159	$1,206,821.93	7590	0.075	0.91887	0.99387	0.99387	$30	$227,700	$0.01	$75.90	$227,624.10	23%
Oct-20	7,668,422.000	47 OPERATION	$0.159	$1,219,279.10	7669	0.422	0.99387	1.41587	0.41587	$30	$230,070	$0.01	$76.69	$229,993.31	23%
Nov-20	6,366,661.259	48 OPERATION	$0.159	$1,012,299.14	6367	0.661259	0.41587	1.07713	0.07713	$30	$191,010	$0.01	$63.67	$190,946.33	20%
Dec-20	7,304,172.750	49 OPERATION	Ver abajo	$1,169,938.19	7304	0.17275	0.07713	0.24988	0.24988	$30	$219,120	$0.01	$73.04	$219,046.96	22%
Jan-21	7,358,428.000	50 OPERATION	$0.162	$1,192,065.34	7358	0.428	0.24988	0.67788	0.67788	$30	$220,740	$0.01	$73.58	$220,666.42	22%
Feb-21	7,735,344.511	51 OPERATION	$0.162	$1,253,125.81	7736	0.344511	0.67788	1.02239	0.02239	$30	$232,080	$0.01	$77.36	$232,002.64	26%

* La AEE retiene el costo de las transferencias (Transfer cost) del pago de los CERs

Dec-19	
KWH 1 al 15	3911457
Costo kWh	$0.156
Total $	$610,187.29
KWh 20 al 3	2384843.263
Costo kWh	$0.159
Total $	$379,190.08
Total Mes$	$ 989,377.37

Dec-20	
KWH 1 al 15	4445931.25
Costo kWh	0.159
Total $	$ 706,903.07
KWh 20 al 3	2858241.5
Costo kWh	0.162
Total $	$ 463,035.12
Total Mes$	##########

Notas:

PRE-OP: **9 de septiembre de 2016**

COD: ***20 Dic 2016***

Purchased Power (NEO) Invoice Verification
Oriana Energy, LLC

March 24, 2021

Meter Reading Period	December-20
Billing Period	49 OPERATION
Days in Billing Period	31

Energy Payment

Net Electrical Output (NEO) in kWh	4,445,931.250
Energy Purchase Price (EPP) in $/kWh	$0.159
Energy Payment (EP) in US$	$706,903.07
Net Electrical Output (NEO) in kWh	2,858,241.500
Energy Purchase Price (EPP) in $/kWh	$0.162
Energy Payment (EP) in US$	$463,035.12
Total Payment in US$:	**$1,169,938.19**
Payment Due Date:	16-Feb-2021

Preparado por y Certificado Correc

Miguel Irizarry Silvestrini
Superintendente Interino
División de Planificación y Estudios

Aprobado:

Alfonso Baretty Huertas
Director Interino
Planificación y Protección Ambient

Purchased Power (CERs) Invoice Verification
Oriana Energy, LLC

March 24, 2021

Meter Reading Period Start Date	December-20
Billing Period	49 OPERATION
Days in Billing Period	31

Green Credits Payment

Renewable Energy Certificates	7,304
een Credit Purchase Price (GCPP) in $/MWh	30
Green Credits Payment (GCP) in $	$219,120.00
Fee per REC transferred	$0.010
Transfer cost	$73.04

Total Payment in US$:	**$219,046.96**

Payment Due Date:	16-Feb-2021

Preparado por y Certificado Correcto:

Miguel Irizarry Silvestrini
Superintendente Interino
División de Planificación y Estudios

Aprobado:

Alfonso Baretty Huertas
Director Interino
Planificación y Protección Ambiental

Purchased Power (NEO) Invoice Verification
Oriana Energy, LLC

March 24, 2021

Meter Reading Period	January-21
Billing Period	50 OPERATION
Days in Billing Period	31

Energy Payment

Net Electrical Output (NEO) in kWh	7,358,428.000
Energy Purchase Price (EPP) in $/kWh	$0.162
Energy Payment (EP) in US$	$1,192,065.34

Total Payment in US$: $1,192,065.34

Payment Due Date: 19-Mar-2021

Preparado por y Certificado Correc

Miguel Irizarry Silvestrini
Superintendente Interino
División de Planificación y Estudios

Aprobado:

Alfonso Baretty Huertas
Director Interino
Planificación y Protección Ambient

Purchased Power (CERs) Invoice Verification
Oriana Energy, LLC

March 24, 2021

Meter Reading Period Start Date	January-21
Billing Period	50 OPERATION
Days in Billing Period	31

Green Credits Payment

Renewable Energy Certificates	7,358
een Credit Purchase Price (GCPP) in $/MWh	30
Green Credits Payment (GCP) in $	$220,740.00
Fee per REC transferred	$0.010
Transfer cost	$73.58

Total Payment in US$:	**$220,666.42**

Payment Due Date: 19-Mar-2021

Preparado por y Certificado Correcto:

Miguel Irizarry Silvestrini
Superintendente Interino
División de Planificación y Estudios

Aprobado:

Alfonso Baretty Huertas
Director Interino
Planificación y Protección Ambiental

Purchased Power (NEO) Invoice Verification
Oriana Energy, LLC

March 24, 2021

Meter Reading Period	February-21
Billing Period	51 OPERATION
Days in Billing Period	29

Energy Payment

Net Electrical Output (NEO) in kWh	7,735,344.511
Energy Purchase Price (EPP) in $/kWh	$0.162
Energy Payment (EP) in US$	$1,253,125.81

Total Payment in US$: $1,253,125.81

Payment Due Date: 20-Mar-2021

Preparado por y Certificado Correc

Miguel Irizarry Silvestrini
Superintendente Interino
División de Planificación y Estudios

Aprobado:

Alfonso Baretty Huertas
Director Interino
Planificación y Protección Ambient

Purchased Power (CERs) Invoice Verification
Oriana Energy, LLC

March 24, 2021

Meter Reading Period Start Date	February-21
Billing Period	51 OPERATION
Days in Billing Period	29

Green Credits Payment

Renewable Energy Certificates	7,736
een Credit Purchase Price (GCPP) in $/MWh	30
Green Credits Payment (GCP) in $	$232,080.00
Fee per REC transferred	$0.010
Transfer cost	$77.36

Total Payment in US$:	**$232,002.64**

Payment Due Date: 20-Mar-2021

Preparado por y Certificado Correcto:

Miguel Irizarry Silvestrini
Superintendente Interino
División de Planificación y Estudios

Aprobado:

Alfonso Baretty Huertas
Director Interino
Planificación y Protección Ambiental

Mes	Energy (kWh	Billing Period	$/kWh	$ Total	CERs	Fracciones Mes	Fracc. Acum. Mes	Total Frac	Fracciones prox mes	$/CER	(GCP) in	Fee per REC	Transfer cost	$ Total CE	Capacity Factor
Sep-20	274,468.00	48 OPERATION	$0.10	$27,446.80	275	0.468	0.842918	1.310918	0.310918	$0	$0	$0.01	$2.75	($2.75)	16%
Oct-20	378,834.000	49 OPERATION	$0.10	$37,883.40	379	0.834000	0.310918	1.144918	0.144918	$0	$0	$0.01	$3.79	($3.79)	21%
Nov-20	402,354.50	50 OPERATION	$0.10	$40,235.45	402	0.354500	0.144918	0.499418	0.499418	$0	$0	$0.01	$4.02	($4.02)	23%
Dec-20	462,239.50	51 OPERATION	$0.10	$46,223.95	462	0.239500	0.499418	0.738918	0.738918	$0	$0	$0.01	$4.62	($4.62)	26%
Jan-21	521,215.00	52 OPERATION	$0.10	$52,121.50	521	0.215000	0.738918	0.953918	0.953918	$0	$0	$0.01	$5.21	($5.21)	29%
Feb-21	367,378.50	53 OPERATION	$0.10	$36,737.85	368	0.378500	0.953918	1.332418	0.332418	$0	$0	$0.01	$3.68	($3.68)	23%
Mar-21		54 OPERATION	$0.10	$0.00	0	0.000000	0.332418	0.332418	0.332418	$0	$0	$0.01	$0.00	$0.00	0%
Apr-21		55 OPERATION	$0.10	$0.00	0	0.000000	0.332418	0.332418	0.332418	$0	$0	$0.01	$0.00	$0.00	0%
May-21		56 OPERATION	$0.10	$0.00	0	0.000000	0.332418	0.332418	0.332418	$0	$0	$0.01	$0.00	$0.00	0%
Jun-21		57 OPERATION	$0.10	$0.00	0	0.000000	0.332418	0.332418	0.332418	$0	$0	$0.01	$0.00	$0.00	0%
Jul-21		58 OPERATION	$0.10	$0.00	0	0.000000	0.332418	0.332418	0.332418	$0	$0	$0.01	$0.00	$0.00	0%
Aug-21		59 OPERATION	$0.10	$0.00	0	0.000000	0.332418	0.332418	0.332418	$0	$0	$0.01	$0.00	$0.00	0%
Sep-21		60 OPERATION	$0.10	$0.00	0	0.000000	0.332418	0.332418	0.332418	$0	$0	$0.01	$0.00	$0.00	0%

Purchased Power (NEO) Invoice Verification
Landfill Gas Technologies of Fajardo, LLC (Fajardo)
24-Mar-2021

Meter Reading Period	December-20
Billing Period	51 OPERATION
Days in Billing Period	31

Energy Payment

Net Electrical Output (NEO) in kWh	462,239.500
Energy Purchase Price (EPP) in $/kWh	$0.10
Energy Energy Payment (EP) in US$	$46,223.95

Payment Due Date: 16-Feb-2021

Preparado por y Certificado Correcto:

Miguel F. Irizarry Silvestrini
Superintendente Interino
División de Planificación y Estudios

Aprobado:

Alfonso Baretty Huertas
Director Interino
Planificación y Protección Ambiental

Renewable Energy Certificates (RECs or Green Credits) Invoice Verification
Landfill Gas Technologies of Fajardo, LLC (Fajardo)

24-Mar-2021

Meter Reading Period	December-20
Billing Period	51 OPERATION
Days in Billing Period	31

Green Credits Payment

Renewable Energy Certificates		462
Green Credit Purchase Price (GCPP) in $/MWh	*	
**Fee per REC transferred		$0.01
Transfer cost		$4.62
Total Payment in US$*:		**$4.62**

*Payment of Transfer Fees to the North American Renewables Registry

Preparado por y Certificado Correcto:

Miguel F. Irizarry Silvestrini
Superintendente Interino
División de Planificación y Estudios

Aprobado:

Alfonso Baretty Huertas
Director Interino
Planificación y Protección Ambiental

* LFGT shall convey to PREPA the Green Credits generated by the Facility at no additional cost to PREPA.

** The transfer of the Green Credits is at the expense of PREPA.

Purchased Power (NEO) Invoice Verification
Landfill Gas Technologies of Fajardo, LLC (Fajardo)
24-Mar-2021

Meter Reading Period	January-21
Billing Period	52 OPERATION
Days in Billing Period	31

Energy Payment

Net Electrical Output (NEO) in kWh	521,215.000
Energy Purchase Price (EPP) in $/kWh	$0.10
Energy Energy Payment (EP) in US$	$52,121.50

Payment Due Date: 19-Mar-2021

Preparado por y Certificado Correcto:

Miguel F. Irizarry Silvestrini
Superintendente Interino
División de Planificación y Estudios

Aprobado:

Alfonso Baretty Huertas
Director Interino
Planificación y Protección Ambiental

Renewable Energy Certificates (RECs or Green Credits) Invoice Verification
Landfill Gas Technologies of Fajardo, LLC (Fajardo)

24-Mar-2021

Meter Reading Period	January-21
Billing Period	52 OPERATION
Days in Billing Period	31

Green Credits Payment

Renewable Energy Certificates		521
Green Credit Purchase Price (GCPP) in $/MWh	*	
**Fee per REC transferred		$0.01
Transfer cost		$5.21
Total Payment in US$*:		**$5.21**

*Payment of Transfer Fees to the North American Renewables Registry

Preparado por y Certificado Correcto:

Miguel F. Irizarry Silvestrini
Superintendente Interino
División de Planificación y Estudios

Aprobado:

Alfonso Baretty Huertas
Director Interino
Planificación y Protección Ambiental

* LFGT shall convey to PREPA the Green Credits generated by the Facility at no additional cost to PREPA.

** The transfer of the Green Credits is at the expense of PREPA.

Purchased Power (NEO) Invoice Verification
Landfill Gas Technologies of Fajardo, LLC (Fajardo)
24-Mar-2021

Meter Reading Period	February-21
Billing Period	53 OPERATION
Days in Billing Period	29

Energy Payment

Net Electrical Output (NEO) in kWh	367,378.500
Energy Purchase Price (EPP) in $/kWh	$0.10
Energy Energy Payment (EP) in US$	$36,737.85

Payment Due Date: 16-Apr-2021

Preparado por y Certificado Correcto:

Miguel F. Irizarry Silvestrini
Superintendente Interino
División de Planificación y Estudios

Aprobado:

Alfonso Baretty Huertas
Director Interino
Planificación y Protección Ambiental

Renewable Energy Certificates (RECs or Green Credits) Invoice Verification
Landfill Gas Technologies of Fajardo, LLC (Fajardo)

24-Mar-2021

Meter Reading Period	February-21
Billing Period	53 OPERATION
Days in Billing Period	29

Green Credits Payment

Renewable Energy Certificates		368
Green Credit Purchase Price (GCPP) in $/MWh	*	
**Fee per REC transferred		$0.01
Transfer cost		$3.68
Total Payment in US$*:		**$3.68**

*Payment of Transfer Fees to the North American Renewables Registry

Preparado por y Certificado Correcto:

Miguel F. Irizarry Silvestrini
Superintendente Interino
División de Planificación y Estudios

Aprobado:

Alfonso Baretty Huertas
Director Interino
Planificación y Protección Ambiental

* LFGT shall convey to PREPA the Green Credits generated by the Facility at no additional cost to PREPA.

** The transfer of the Green Credits is at the expense of PREPA.

Mes	Energy (kWh	Billing Period	$/kWh	$ Total	CERs	Fracciones Mes	Fracc. Acum. Mes	Total Frac	Fracciones prox mes	$/CER	(GCP) in	Fee per REC	Transfer cos	$ Total CE	Capacity Factor	
Feb-20	410,680.500	37 PRE-OPERAT	$0.10	$41,068.05	411	0.6805	0.677202	1.357702	0.357702	$0	$0	$0.01	$4.11	($4.11)	25%	Se corrigio acumulacion mes anterior segun datos de APX - Ver tabla 2018
Mar-20	578,067.500	38 PRE-OPERAT	$0.10	$57,806.75	578	0.067500	0.357702	0.425202	0.425202	$0	$0	$0.01	$5.78	($5.78)	32%	
Apr-20	736,222.75	39 PRE-OPERAT	$0.10	$73,622.28	736	0.222750	0.425202	0.647952	0.647952	$0	$0	$0.01	$7.36	($7.36)	43%	
May-20	675,284.00	40 PRE-OPERAT	$0.10	$67,528.40	675	0.284000	0.647952	0.931952	0.931952	$0	$0	$0.01	$6.75	($6.75)	38%	
Jun-20	297,894.00	41 PRE-OPERAT	$0.10	$29,789.40	298	0.894000	0.931952	1.825952	0.825952	$0	$0	$0.01	$2.98	($2.98)	17%	
Jul-20	371,690.00	42 PRE-OPERAT	$0.10	$37,169.00	372	0.690000	0.825952	1.515952	0.515952	$0	$0	$0.01	$3.72	($3.72)	21%	
Aug-20	313,002.00	43 PRE-OPERAT	$0.10	$31,300.20	313	0.002000	0.515952	0.517952	0.517952	$0	$0	$0.01	$3.13	($3.13)	18%	
Sep-20	465,916.00	44 PRE-OPERAT	$0.10	$46,591.60	466	0.916000	0.517952	1.433952	0.433952	$0	$0	$0.01	$4.66	($4.66)	27%	
Oct-20	257,281.00	45 PRE-OPERAT	$0.10	$25,728.10	257	0.281000	0.433952	0.714952	0.714952	$0	$0	$0.01	$2.57	($2.57)	14%	
Nov-20	320,398.50	46 PRE-OPERAT	$0.10	$32,039.85	321	0.398500	0.714952	1.113452	0.113452	$0	$0	$0.01	$3.21	($3.21)	19%	
Dec-20	481,647.50	47 PRE-OPERAT	$0.10	$48,164.75	481	0.647500	0.113452	0.760952	0.760952	$0	$0	$0.01	$4.81	($4.81)	27%	
Jan-21	303,412.00	48 PRE-OPERAT	$0.10	$30,341.20	304	0.412000	0.760952	1.172952	0.172952	$0	$0	$0.01	$3.04	($3.04)	17%	
Feb-21	703,908.50	49 PRE-OPERAT	$0.10	$70,390.85	704	0.908500	0.172952	1.081452	0.081452	$0	$0	$0.01	$7.04	($7.04)	44%	

*Landfill Gas Technologies transfiere los CERs libre de costo a la AEE.

5,915,404.25

5916

Purchased Power (NEO) Invoice Verification
Landfill Gas Technologies of Fajardo, LLC (Toa Baja)
24-Mar-2021

Meter Reading Period	December-20
Billing Period	47 PRE-OPERATION
Days in Billing Period	31

Energy Payment

Net Electrical Output (NEO) in kWh	481,647.50
Energy Purchase Price (EPP) in $/kWh	$0.10
Energy Energy Payment (EP) in US$	$48,164.75

Payment Due Date: 16-Feb-2021

Preparado por y Certificado Correcto:

Miguel F. Irizarry Silvestrini
Superintendente Interino
División de Planificación y Estudios

Aprobado:

Alfonso Baretty Huertas
Director Interino
Planificación y Protección Ambiental

Renewable Energy Certificates (RECs or Green Credits) Invoice Verification
Landfill Gas Technologies of Fajardo, LLC (Toa Baja)
24-Mar-2021

Meter Reading Period	December-20
Billing Period	47 PRE-OPERATION
Days in Billing Period	31

Green Credits Payment

Renewable Energy Certificates		481
een Credit Purchase Price (GCPP) in $/MWh	*	
**Fee per REC transferred		$0.01
Transfer cost		$4.81
Total Payment in US$*:		**$4.81**

***Payment of Transfer Fees to the North American Renewables Registry**

Preparado por y Certificado Correcto:

Miguel F. Irizarry Silvestrini
Superintendente Interino
División de Planificación y Estudios

Aprobado:

Alfonso Baretty Huertas
Director Interino
Planificación y Protección Ambiental

* LFGT shall convey to PREPA the Green Credits generated by the Facility at no additional cost to PREPA.

** The transfer of the Green Credits is at the expense of PREPA.

Purchased Power (NEO) Invoice Verification
Landfill Gas Technologies of Fajardo, LLC (Toa Baja)
24-Mar-2021

Meter Reading Period	January-21
Billing Period	48 PRE-OPERATION
Days in Billing Period	31

Energy Payment

Net Electrical Output (NEO) in kWh	303,412.00
Energy Purchase Price (EPP) in $/kWh	$0.10
Energy Energy Payment (EP) in US$	$30,341.20

Payment Due Date: 19-Mar-2021

Preparado por y Certificado Correcto:

Miguel F. Irizarry Silvestrini
Superintendente Interino
División de Planificación y Estudios

Aprobado:

Alfonso Baretty Huertas
Director Interino
Planificación y Protección Ambiental

Renewable Energy Certificates (RECs or Green Credits) Invoice Verification
Landfill Gas Technologies of Fajardo, LLC (Toa Baja)
24-Mar-2021

Meter Reading Period	January-21
Billing Period	48 PRE-OPERATION
Days in Billing Period	31

Green Credits Payment

Renewable Energy Certificates		304
een Credit Purchase Price (GCPP) in $/MWh	*	
**Fee per REC transferred		$0.01
Transfer cost		$3.04
Total Payment in US$*:		**$3.04**

***Payment of Transfer Fees to the North American Renewables Registry**

Preparado por y Certificado Correcto:

Miguel F. Irizarry Silvestrini
Superintendente Interino
División de Planificación y Estudios

Aprobado:

Alfonso Baretty Huertas
Director Interino
Planificación y Protección Ambiental

* LFGT shall convey to PREPA the Green Credits generated by the Facility at no additional cost to PREPA.

** The transfer of the Green Credits is at the expense of PREPA.

Purchased Power (NEO) Invoice Verification
Landfill Gas Technologies of Fajardo, LLC (Toa Baja)
24-Mar-2021

Meter Reading Period	February-21
Billing Period	49 PRE-OPERATION
Days in Billing Period	29

Energy Payment

Net Electrical Output (NEO) in kWh	703,908.50
Energy Purchase Price (EPP) in $/kWh	$0.10
Energy Energy Payment (EP) in US$	$70,390.85

Payment Due Date: 16-Apr-2021

Preparado por y Certificado Correcto:

Miguel F. Irizarry Silvestrini
Superintendente Interino
División de Planificación y Estudios

Aprobado:

Alfonso Baretty Huertas
Director Interino
Planificación y Protección Ambiental

Renewable Energy Certificates (RECs or Green Credits) Invoice Verification
Landfill Gas Technologies of Fajardo, LLC (Toa Baja)
24-Mar-2021

Meter Reading Period		February-21
Billing Period		49 PRE-OPERATION
Days in Billing Period		29

Green Credits Payment

Renewable Energy Certificates		704
een Credit Purchase Price (GCPP) in $/MWh	*	
**Fee per REC transferred		$0.01
Transfer cost		$7.04

Total Payment in US$*: $7.04

***Payment of Transfer Fees to the North American Renewables Registry**

Preparado por y Certificado Correcto:

Miguel F. Irizarry Silvestrini
Superintendente Interino
División de Planificación y Estudios

Aprobado:

Alfonso Baretty Huertas
Director Interino
Planificación y Protección Ambiental

* LFGT shall convey to PREPA the Green Credits generated by the Facility at no additional cost to PREPA.

** The transfer of the Green Credits is at the expense of PREPA.

Exhibit C

[La versión nativa de este archive ha sido presentada sellada. La versión pública puede ser descargada en https://diazvaz-my.sharepoint.com/:f:/g/personal/kbolanos_diazvaz_law/EgPfmwk4WYlNmVA0E5o_FAYBVs-XN_SmwVUUX4OTbz38WA?e=0vDy7v]

Attachment 1
Puerto Rico Electric Power Authority
Fuel Charge Adjustment Factor
For the Months of April 2021 to June 2021

Line No.	Item		Amount	Reference
1	**Calculation of Fuel Charge Adjustment Factor for April 2021 to June 2021**			
2				
3	Estimated Total Cost of Fuel for April 2021	$	119,383,726.36	Attachment 3 L78
4	Estimated Total Cost of Fuel for May 2021	$	121,871,262.04	Attachment 3 L78
5	Estimated Total Cost of Fuel for June 2021	$	139,426,069.44	Attachment 3 L78
6				
7				
8	Prior Period Fuel Reconciliation December 2020	$	42,267,554.63	[QUARTER RECONCILIATION FILE DEC20-JAN21-FEB21.xlsx]DEC-2020 RECONCILIATION'!$F$30
9	Prior Period Fuel Reconciliation January 2021	$	8,473,300.01	[QUARTER RECONCILIATION FILE DEC20-JAN21-FEB21.xlsx]JAN-2021 RECONCILIATION'!$F$30
10	Prior Period Fuel Reconciliation February 2021	$	967,305.16	[QUARTER RECONCILIATION FILE DEC20-JAN21-FEB21 Rev 3-23-2021.xlsx]FEB-2021 RECONCILIATION'!$F$30
11				
12	Estimated Retail kWh sales for April 2021		1,285,851,684.00	[distribucion mensual 2021 Updated March.xlsx]2021'!$M$10*10^6
13	Estimated Retail kWh sales for May 2021		1,373,726,107.00	[distribucion mensual 2021 Updated March.xlsx]2021'!$N$10*10^6
14	Estimated Retail kWh sales for June 2021		1,411,561,662.00	[distribucion mensual 2021 Updated March.xlsx]2021'!$O$10*10^6
15				
16				
17	Estimated Total Cost of Fuel	$	380,681,057.83	L3+L4+L5
18	Prior Period Reconciliation	$	32,413,274.06	(L8+L9+L10)-(L29+L30+L31)
19	Estimated Applicable Retail kWh Sales		**4,071,139,453.00**	L12+L13+L14
20				
21	**Fuel Charge Adjustment for April 2021 to June 2021 ($/kWh)**	**$**	**0.101469**	(L17+L18)/L19
22				
23				
24	Estimated Total Barrels of Oil for Fuel Oil Subsidy Factor		2,240,579.26	Attachment 3 L79-(L11+L65+L72)
25				
26	**Fuel Oil Subsidy Factor for $30/barrel ($/kWh)**	**$**	**0.016511**	(30*L24)/L19
27				
28				
29	Cost Differential - possible FEMA/Insurance Reimbursement for December 2020 (100%)	$	12,486,340.83	[PREPA Peaking Generator Analysis - Earthquakes SD Jan thru Jan - vPREB.xlsx]Updated Summary'!$Q$48
30	Cost Differential - possible FEMA/Insurance Reimbursement for January 2021 (100%)	$	6,808,544.92	[PREPA Peaking Generator Analysis - Earthquakes SD Jan thru Jan - vPREB.xlsx]Updated Summary'!$R$48
31	Cost Differential - possible FEMA/Insurance Reimbursement for February 2021 (100%)	$	-	
32	Total	$	19,294,885.75	

Attachment 2
Puerto Rico Electric Power Authority
Purchased Power Charge Adjustment Factor
For the Months of April 2021 to June 2021

Line No.	Item		Amount	Reference
1	**Calculation of Purchased Power Charge Adjustment Factor for April 2021 to June 2021**			
2				
3	Estimated Total Cost of Purchased Power for April 2021	$	49,083,347.62	Attachment 3 L92+L104
4	Estimated Total Cost of Purchased Power for May 2021	$	48,543,311.89	Attachment 3 L92+L104
5	Estimated Total Cost of Purchased Power for June 2021	$	41,328,481.59	Attachment 3 L92+L104
6				
7				
8	Prior Period Purchased Power Reconciliation December 2020	$	(18,431,800.36)	[QUARTER RECONCILIATION FILE DEC20-JAN21-FEB21.xlsx]DEC-2020 RECONCILIATION'!$N$34
9	Prior Period Purchased Power Reconciliation January 2021	$	(243,721.81)	[QUARTER RECONCILIATION FILE DEC20-JAN21-FEB21.xlsx]JAN-2021 RECONCILIATION'!$N$34
10	Prior Period Purchased Power Reconciliation February 2021	$	255,581.32	[QUARTER RECONCILIATION FILE DEC20-JAN21-FEB21.xlsx]FEB-2021 RECONCILIATION'!$N$34
11				
12				
13	Estimated Total Cost of Purchased Power	$	138,955,141.10	L3+L4+L5
14	Prior Period Reconciliation	$	(18,419,940.84)	L8+L9+L10
15	Estimated Applicable Retail kWh Sales		**4,071,139,453.00**	Attachment 1 L19
16				
17	**Purchased Power Adjustment for April 2021 to June 2021 ($/kWh)**	**$**	**0.029607**	(L13+L14)/L15

Attachment 3
Puerto Rico Electric Power Authority
Projected Fuel and Purchased Power Expenses for the Month
For the Months of April 2021 to June 2021

Line No.				April 2021	May 2021	June 2021
1	*AGUIRRE*	Residual	BBLX1000	408	220	227
2			MBTUX1000	2,571	1,385	1,428
3			$000	34,299	18,343	18,800
4			ACARREO	163	88	91
5			$000 TOTAL	34,462	18,431	18,891
6			$/BBL	84.46	83.85	83.33
7			$/MBTU	13.41	13.31	13.23
8			GWHR	256	140	145
9	*COSTA SUR*	Gas Natural	***MCF***	2,398,401	3,639,659	3,828,424
10			MBTUX1000	2,518	3,822	4,020
11			BBLX1000Equivalente	400	607	638
12			$000 TOTAL	22,207	33,824	35,825
13			$/BBL	55.55	55.76	56.15
14			$/MBTU	8.82	8.85	8.91
15			GWHR	256	389	410
16	*PALO SECO*	Residual	BBLX1000	314	371	375
17			MBTUX1000	1,975	2,339	2,364
18			$000	25,725	30,240	30,363
19			ACARREO	125	148	150
20			$000 TOTAL	25,851	30,389	30,513
21			$/BBL	82.45	81.86	81.33
22			$/MBTU	13.09	12.99	12.91
23			GWHR	193	231	236
24	*SAN JUAN*	Residual	BBLX1000	77	65	88
25			MBTUX1000	482	410	555
26			$000	6,276	5,297	7,135
27			ACARREO	31	26	35
28			$000 TOTAL	6,306	5,323	7,170
29			$/BBL	82.41	81.86	81.33
30			$/MBTU	13.08	12.99	12.91
31			GWHR	46	39	52
32	*CICLO COMBINADO AGUIRRE*	Destilado	BBLX1000	2	12	20
33			MBTUX1000	12	70	115
34			$000	196	1,103	1,808
35			ACARREO	1	5	8
36			$000 TOTAL	197	1,108	1,816
37			$/BBL	92.03	91.98	91.86
38			$/MBTU	15.86	15.85	15.83
39			GWHR	1	6	10
40	*TURBINAS DE COMBUSTION & MAYAGUEZ*	Destilado	BBLX1000	5	19	34
41			MBTUX1000	31	112	200
42			$000	488	1,766	3,155
43			ACARREO	2	8	14
44			$000 TOTAL	490	1,774	3,168
45			$/BBL	92.06	91.98	91.86
46			$/MBTU	15.86	15.85	15.83
47			GWHR	3	11	19
48	*CAMBALACHE*	Destilado	BBLX1000	1	0	3
49			MBTUX1000	5	0	15
50			$000	75	0	233
51			ACARREO	0	0	1
52			$000 TOTAL	75	0	234
53			$/BBL	92.10	0.00	91.86
54			$/MBTU	15.87	0.00	15.83
55			GWHR	0	0	1
56	*REPOWERING SJ5&6*	Destilado	BBLX1000	0	0	0
57			MBTUX1000	0	0	0
58			$000	0	0	0
59			ACARREO	0	0	0
60			$000 TOTAL	0	0	0
61			$/BBL	0.00	0.00	0.00
62			$/MBTU	0.00	0.00	0.00

Attachment 3
Puerto Rico Electric Power Authority
Projected Fuel and Purchased Power Expenses for the Month
For the Months of April 2021 to June 2021

Line No.				April 2021	May 2021	June 2021
63		Gas Natural	***MCF***	779,377	807,557	1,652,811
64			MBTUX1000	818	848	1,735
65			BBLX1000Equivalente	130	135	275
66			$000 TOTAL	8,685	9,032	18,590
67			$/BBL	66.86	67.11	67.49
68			$/MBTU	10.61	10.65	10.71
69			GWHR	124	126	245
70		Gas Natural	***MCF***	2,281,081	2,365,919	2,481,217
71			MBTUX1000	2,395	2,484	2,605
72			BBLX1000Equivalente	380	394	414
73	*ECOELECTRICA*		$000 TOTAL	21,111	21,991	23,218
74			$/BBL	55.53	55.77	56.15
75			$/MBTU	8.81	8.85	8.91
76			GWHR	306	316	335
77			SUB-TOTAL $000	119,384	121,871	139,426
78			TOTAL $000	119,384	121,871	139,426
79	*SISTEMA TOTAL*		BBLX1000Equivalente	1,716	1,823	2,074
80			MBTUX1000	10,808	11,469	13,037
81			$/BBLEquivalente	69.56	66.86	67.23
82			$/MBTU	11.05	10.63	10.69
83			GWHR (unidades AEE)	880	942	1,117
84	*HIDRO*		GWHR	2	5	6
85	*TOTAL (Unidades AEE)*		GWHR	882	947	1,122
86		*EcoEléctrica*	$000	15,744	15,309	15,698
87			$/MWH	51.39	48.42	46.90
88			GWHR	306	316	335
89	*COMPRA*	*AES*	$000	26,002	27,339	18,315
90	*ENERGIA*		$/MWH	84.39	81.98	119.67
91			GWHR	308	333	153
92		*Total Cogeneradores*	$000	41,746	42,648	34,013
93			$/MWH	67.94	65.65	69.74
94			GWHR	614	650	488
95		*Solar*	$000	5,201	4,601	4,924
96			$/MWH	193.57	193.58	193.47
97			GWHR	27	24	25
98		*Viento*	$000	1,963	1,116	2,219
99			$/MWH	168.97	168.97	168.97
100	*COMPRA*		GWHR	12	7	13
101	*ENERGIA*	*LFG*	$000	173	179	173
102	*RENOVABLE*		$/MWH	100.00	100.00	100.00
103			GWHR	2	2	2
104		*Total Renovables*	$000	7,337	5,896	7,316
105			$/MWH	182.44	183.33	181.48
106			GWHR	40	32	40
108		*Total Sistema*	GWHR	1,537	1,629	1,650

** En el caso de gas natural el costo por acarreo de combustible está incluido en el precio del combustible.*
** La generación de las cogeneradoras y de los proyectos de energía renovable se presenta en valores netos.*

Attachment 4
Puerto Rico Electric Power Authority
Prior Period Reconciliations

Gobierno de Puerto Rico
Autoridad de Energía Eléctrica

16 de marzo de 2021

Alfonso Baretty Huertas
Director de Planificación y Protección Ambiental

Nelson Morales
Director de Finanzas

CANTIDADES A INCLUIRSE EN LA FACTURACIÓN DE ABRIL A JUNIO 2021

A continuación presentamos las cantidades a recobrar o devolver por concepto del ajuste de combustible y compra de energía para diciembre de 2020, enero y febrero de 2021.

Recobro o (Devolución)

Mes	Total
AJUSTE DE COMBUSTIBLE	
Diciembre	$42,267,554.63
Enero	8,473,300.01
Febrero	1,126,925.60
	$51,867,780.25
COMPRA DE ENERGÍA	
Diciembre	$(18,431,800.36)
Enero	(243,721.81)
Febrero	255,581.32
	$(18,419,940.85)

"Somos un patrono con igualdad de oportunidades en el empleo y no discriminamos por razón de raza, color, sexo, edad, origen social o nacional, condición social, afiliación política, ideas políticas o religiosas; por ser víctima o ser percibida(o) como víctima de violencia doméstica, agresión sexual o acecho; por impedimento físico, mental o ambos, por condición de veterano(a) o por información genética."

Attachment 5
Puerto Rico Electric Power Authority
Subsidies Riders
For the Months of April 2021 to June 2021
Effective from July 1, 2020 to June 30, 2021
Approved by PREB's Resolution and Order of June 28, 2020

Line No.	Item		Amount	Reference
1	**Calculation of the Subsidies Riders**			
2				
3	Estimated Total Cost of CILT for the months of July 2020 to June 2021	$	75,357,706.78	[Subsidios 2021 Filing 06242020.xlsx]RESUMEN'!$O$19
4	Prior Period Reconciliation:	**$**	**(10,709,545.26)**	[ANNUAL RECONCILIATION - CILT AND SUB RIDERS - MAY 2019 TO APRIL 2020 (Update by Planning) Filing06242020.xlsx]RECONCILIATION SUMMARY'!$O$21
5				
6	Estimated Retail kWh sales for July 2020 to June 2021		15,789,068,201.13	[distribucion mensual 2021 Updated May 29 FOMB Macros.xlsx]2021'!$C$10*10^6
7				
8				
9				
10	Applicable Retail Sales kWh Sales		15,789,068,201.13	L6
11				
12	**Contribution in Lieu of Taxes Adjustment (CILTA) for April 2021 to September 2020 ($/kWh)**	**$**	**0.004094**	(L3+L4)/L10
13				
14				
15	Estimated Total Cost of Subsidies - Help to Humans for the months of July 2020 to June 2021	$	171,851,776.38	[Subsidios 2021 Filing 06242020.xlsx]RESUMEN'!$O$23
16	Prior Period Reconciliation:	**$**	**(29,889,591.20)**	[ANNUAL RECONCILIATION - CILT AND SUB RIDERS - MAY 2019 TO APRIL 2020 (Update by Planning) Filing06242020.xlsx]RECONCILIATION SUMMARY'!$O$34
17				
18	**Subsidies - Help to Humans Adjustment (SUBA-HH) April 2021 to September 2020 ($/kWh)**	**$**	**0.008991**	(L15+L16)/L10
19				
20				
21	Estimated Total Cost of Subsidies - Non Help to Humans for the months of July 2020 to June 2021	$	14,264,207.15	[Subsidios 2021 Filing 06242020.xlsx]RESUMEN'!$O$24
22	Prior Period Reconciliation:	**$**	**7,159,416.19**	[ANNUAL RECONCILIATION - CILT AND SUB RIDERS - MAY 2019 TO APRIL 2020 (Update by Planning) Filing06242020.xlsx]RECONCILIATION SUMMARY'!$O$47
23				
24	**Subsidies - Non Help to Humans Adjustment (SUBA-NHH) April 2021 to September 2020 ($/kWh)**	**$**	**0.001357**	(L21+L22)/L10

Attachment 6
Puerto Rico Electric Power Authority
Bill Impacts
For the Months of April 2021 to June 2021

Voltage Level	January 2021 - March 2021			April 2021 - June 2021		
	Fuel Adjustment Factors	Purchased Power Adjustment Factors	Total	Fuel Adjustment Factors	Purchased Power Adjustment Factors	Total
	$/kWh			$/kWh		
Secondary Distribution	0.082695	0.027114	0.109809	0.101469	0.029607	0.131076
Primary Distribution	0.082695	0.027114	0.109809	0.101469	0.029607	0.131076
Transmission	0.082695	0.027114	0.109809	0.101469	0.029607	0.131076
Bus Bar	0.082695	0.027114	0.109809	0.101469	0.029607	0.131076

CILT-Municipalities			0.004094			0.004094
Subsidies - Help to Humans			0.008991			0.008991
Subsidies - Non Help to Humans			0.001357			0.001357
True-Up Provisional Rate			0.000000			0.000000

		January 2021 - March 2021		April 2021 - June 2021		Difference		
Rate and Voltage Level	Energy Consumption (kWh)	$	$/kWh	$	$/kWh	Bill ($)	$/kWh	
GRS - Residential	800	$ 145.29	$ 0.1816	$ 162.31	$ 0.2029	$ 17.02	$ 0.0213	11.7%
GSS - Secondary Small Commercial, Industrial	1,200	$ 255.49	$ 0.2129	$ 281.01	$ 0.2342	$ 25.52	$ 0.0213	10.0%
GSP - Primary Medium Commercial, Industrial 250 kVA	91,800	$ 17,715.98	$ 0.1930	$ 19,668.28	$ 0.2143	$ 1,952.30	$ 0.0213	11.0%
GST - Transmission Large Commercial, Industrial 1,500 kVA	550,800	$ 99,868.72	$ 0.1813	$ 111,582.59	$ 0.2026	$ 11,713.87	$ 0.0213	11.7%

Enter Month For Ajustment (mm/1/yyyy)	**4/1/2021** April 2021	5/1/2021 May 2021	6/1/2021 June 2021	
Four Month Previous	12/1/2020 December 2020			
Three Month Previous	1/1/2021 January 2021			
Two Month Previous	2/1/2021 February 2021			
One Month Previous	3/1/2021 March 2021			