

**GOBIERNO DE PUERTO RICO
JUNTA REGLAMENTADORA DEL SERVICIO PÚBLICO
NEGOCIADO DE ENERGÍA DE PUERTO RICO**

NEPR

Received:

Jul 9, 2021

10:09 AM

IN RE:
TARIFA PERMANENTE DE LA
AUTORIDAD DE ENERGÍA ELÉCTRICA
DE PUERTO RICO

CASO NÚM. NEPR-MI-2020-0001

**ASUNTO: Informe de Reparaciones de
Luminarias.**

**MOCIÓN SOMETIENDO INFORME DE REPARACIONES DE LUMINARIAS
AL HONORABLE NEGOCIADO DE ENERGÍA:**

**COMPARECEN LUMA Energy, LLC (“ManagementCo”) y LUMA Energy ServCo,
LLC (“ServCo”), (en conjunto, “LUMA”), y respetuosamente exponen lo siguiente:**

En cumplimiento con la orden emitida por este honorable Negociado de Energía de Puerto Rico (“Negociado de Energía”) el 28 de junio de 2020, por la presente LUMA somete el informe de reparaciones de luminarias de alumbrado público con datos actualizados para el mes de junio de 2021.

POR TODO LO CUAL, se solicita respetuosamente que este honorable Negociado de Energía tome conocimiento de lo antes expuesto y determine que LUMA cumplió con la orden sobre presentación del informe de reparaciones de luminarias.

RESPETUOSAMENTE SOMETIDO.

EN San Juan, Puerto Rico, el día 9 de julio de 2021.

Certifico que presenté esta Moción utilizando la plataforma electrónica de radicación del Negociado de Energía. Copia de esta Moción se notificará a la representación legal de la Autoridad

de Energía Eléctrica de Puerto Rico, Katiuska Bolaños, kbolanos@diazvaz.law y a la Oficina de Protección al Consumidor, por conducto de la Lcda. Hannia Rivera, hrivera@oipc.pr.com.



DLA Piper (Puerto Rico) LLC
500 Calle de la Tanca, Suite 401
San Juan, PR 00901-1969
Tel. 787-945-9107
Fax 939-697-6147

/f/ Margarita Mercado Echegaray
Margarita Mercado Echegaray
RUA NÚM. 16,266
margarita.mercado@us.dlapiper.com

Anejo 1
Reporte de Reparaciones de Luminarias



STREET LIGHTING PROGRAM | ACTIONABLE VISIBILITY BOARD

Report Date (AST Local Time)

7/8/2021 2:02:53 PM

Latest Refresh (AST Local Time)

6/30/2021 11:40:14 AM



empowered by | acumenian

WORK ZONES:

(Created by T&D; Managed by PMO)
Total Impact from Inventory: 50.0%

902

Work Zones Created (Distinct)

243,664

FIDs / SIDs

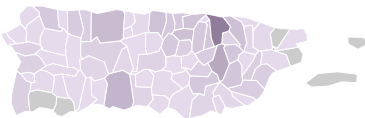
Work Zone Status	Count
Assigned to Contractors	783
Assigned to PREPA	50
Municipalities	12
Unassigned	57
Total	902

INVENTORY INFORMATION

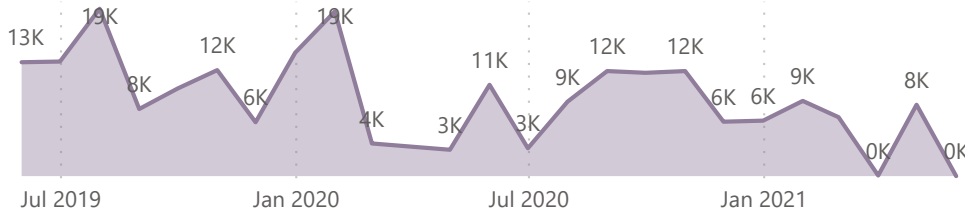
Original Inventory ESRI: 489,385
Additional SIDs identified: 14,860
Total Inventory: 504,245

ASSESSMENTS:

(Contracts Managed by PMO)
Total Impact from Inventory: 45.7%



Monthly Luminaries Assessed by Damage Assessment Date



218,813

Assigned to Contractors

218,556

Assessment Done

97.8%

PRODUCTIVITY

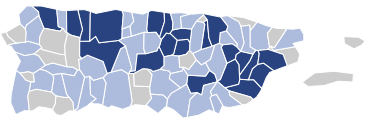
Average Assessed per Month: 7,276
Average Repaired per Month: 3,530
Average Inspected per Month: 4,212

Time Elapsed

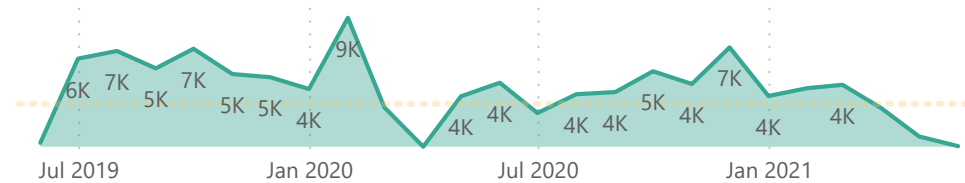
As of: 7/8/2021 2:...

REPAIRS & INSPECTIONS:

(Contracts Managed by PMO)
Total Impact from Inventory: 26.4%



Monthly Luminaries Repaired by As Built Date



128,319

Repairs Required

114,595

Work Approved

102,462

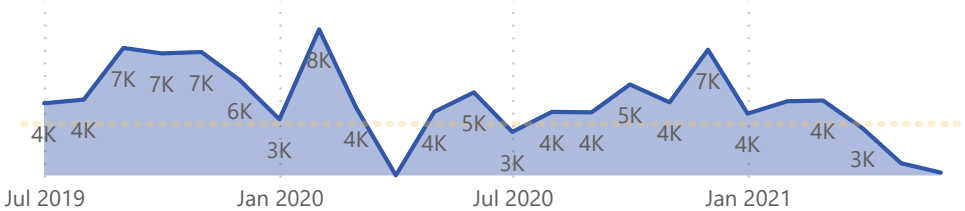
Completed (from Approved)

1,009

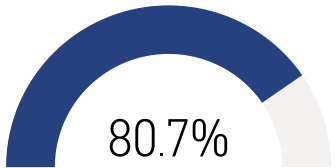
Additional Completed

89.4%

Monthly Inspections Passed by Final Inspection Date



Inspections Passed = 98.8%



80.7%

738

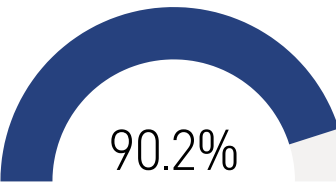
Contract Days Elapsed

12/31/2021

Contract End Date

Total Invoiced

As of: 6/30/2021



90.2%

\$63,839,939

Total Invoiced

\$71M

Contracted Amount



STREET LIGHTING PROGRAM | ACTIONABLE VISIBILITY BOARD

WORK ZONES:

(Created by T&D; Managed by PMO)
Total Impact from Inventory: 50.0%

902	243,664
Work Zones Created (Di...	FIDs / SIDs
57	13,340
Unassigned WorkZones	Unassigned FIDs

Work Zone Status	Count
0% Completed	34
100% Completed	101
Assigned to PREPA	50
Municipalities	12
Not Completed	648
Unassigned	57
Total	902

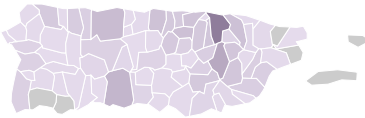
Not Completed WZ Detail	Count
More than 0% less than 75%	35
More than 75% less than 95%	319
More than 95% less than 99.9%	282
Other	12
Total	648

INVENTORY INFORMATION

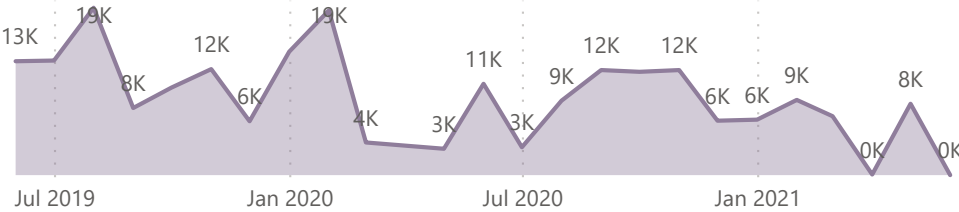
Original Inventory ESRI: 489,385
Additional SIDs identified: 14,860
Total Inventory: 504,245

ASSESSMENTS:

(Contracts Managed by PMO)
Total Impact from Inventory: 45.7%



Monthly Luminaries Assessed by Damage Assessment Date



218,813

Assigned to Contractors

218,556

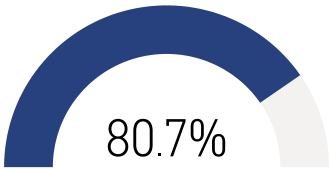
Assesmmnt Done

97.8%

PRODUCTIVITY

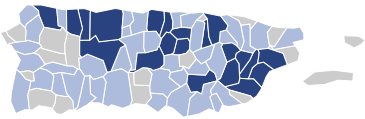
Average Assessed per Month: 7,276
Average Repaired per Month: 3,530
Average Inspected per Month: 4,212

Time Elapsed As of: 7/8/2021 2:...

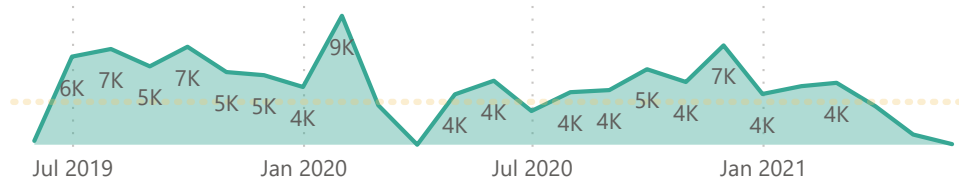


REPAIRS & INSPECTIONS:

(Contracts Managed by PMO)
Total Impact from Inventory: 26.4%



Monthly Luminaries Repaired by As Built Date



128,319

Repairs Required

114,595

Work Approved

102,462

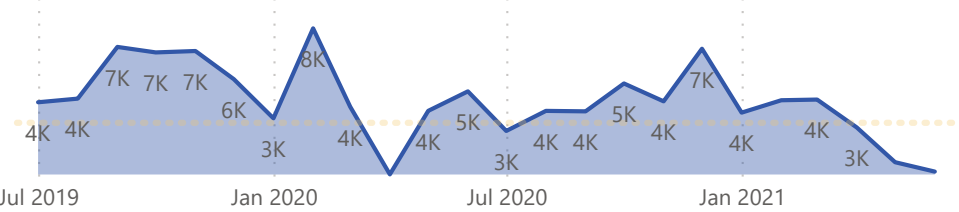
Completed (from Approved)

1,009

Additional Completed

89.4%

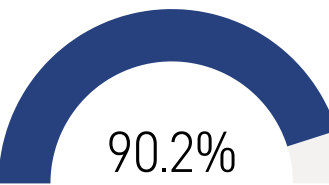
Monthly Inspections Passed by Final Inspection Date



Inspections Passed = 98.8%

738 Contract Days Elapsed 12/31/2021 Contract End Date

Total Invoiced As of: 6/30/2021



\$63,839,939 Total Invoiced \$71M Contracted Amount

ArcGIS Street Lighting Data Analysis

Summary by Contractor

Report Date (AST Local Time)	Latest Refresh (AST Local Time)
7/8/2021 2:02:53 PM	6/30/2021 11:40:14 AM

Metrics by Contractor

WORKED_BY (groups) ▲	Work Zones Impacted	FIDs+SDIs Assigned	Assessment Done	Work Needed	Approved to Work	Not Approved to Work	Repairs Completed from Approved	Additional Repairs Completed**	Total Repairs Completed	Repairs Pending from Approved	Pending with Dangerous Condition	Pending with Failed Inspection (Prev. Marked as Completed)	Inspection Passed from Approved	Inspection Failed from Approved***	Inspection Passed from Not Approved	Inspection Failed from Not Approved	Total Inspections Completed
BETA	53	19,864	19,744	12,398	10,578	1,820	9,582	75	9,657	996	11	965	9,582	965	75	45	10,667
BLDM	110	23,622	23,619	15,593	13,327	2,266	11,714	57	11,771	1,613	16	884	11,704	889	57	238	12,888
BONNEVILLE	77	21,204	21,202	10,654	8,945	1,709	8,428	135	8,563	517	33	364	8,313	395	81	241	9,030
DESIGN BUILD	97	29,864	29,859	17,815	16,003	1,812	13,851	25	13,876	2,152	44	897	13,821	917	25	71	14,834
LORD	143	38,212	38,210	24,011	22,782	1,229	21,337	243	21,580	1,445	70	1,296	21,241	1,392	230	593	23,456
MASTEC	68	20,352	20,283	12,993	12,287	706	10,069	287	10,356	2,218	450	2,178	10,067	2,179	254	4,961	17,461
MASTER LINK	106	27,220	27,166	15,455	13,352	2,103	11,616	100	11,716	1,736	14	677	11,616	677	96	442	12,831
REYES	61	17,809	17,808	8,023	6,692	1,331	6,211	35	6,246	481	11	457	6,206	462	35	50	6,753
ROMAN	78	20,666	20,665	11,377	10,629	748	9,654	52	9,706	975	13	325	9,640	338	51	101	10,130
Total	790	218,813	218,556	128,319	114,595	13,724	102,462	1,009	103,471	12,133	662	8,043	102,190	8,214	904	6,742	118,050

DEFINITIONS & NOTES:

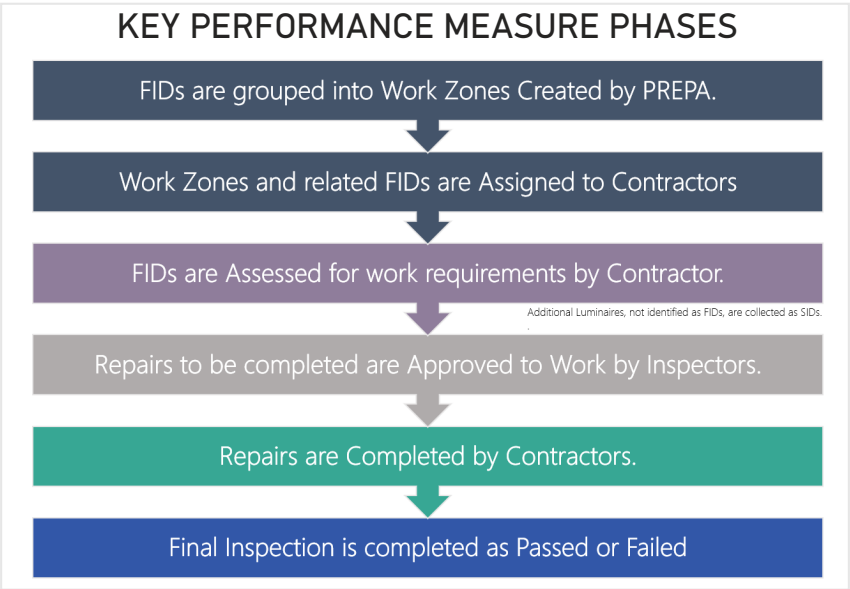
1. **Assigned to Contractors:** All FIDs where Worked by is not blank in Damage Assessment Layer or SDIs where Worked by is not blank in As Built / Survey Layer.
2. **Assessment Completed:** All FIDs where Worked Status = Done in Layer Damage Assessment or SDIs where Worked Status = Done in As Built / Survey Layer.
3. **Work Needed:** FIDs with Work Need = Yes in Damage Assessment layer or in As Built / Survey for SDIs.
4. **Approved to Work:** FIDs where Approved by Inspector is not No in Damage Assessment or in As Built / Survey for SDIs.
5. **Repairs Completed from Approved*:** FIDs or FIDs where Conditions 1,2,3,4 above are met and Work Completed = Yes in As Built Layer
6. **Repairs Completed from Not Approved*:** Conditions 1,2,3,4,5 above are met **and** Work Completed = Yes in As Built Layer
7. **Inspection Passed from Approved:** Conditions 1,2,3,4,5 **and** Inspection Status = Passed

* **Repairs Completed from Approved** include FIDs / SDIs with Passed Inspections that where not marked as Work Completed = Yes or Work Need = Yes

****Additional Repairs Completed** are those marked with Work Completed = Yes, even though Work Needed = No or Approved by Inspector = No.

Inspections Passed for this condition are also accounted as Repairs Completed.

*****Inspections Failed from Approved** include FIDs / SDIs with repairs completed and repairs not marked as completed, but with Failed Inspection





STREET LIGHTING PROGRAM | ACTIONABLE VISIBILITY BOARD

Report Date (AST Local Time)

7/8/2021 2:02:53 PM

Latest Refresh (AST Local Time)

6/30/2021 11:40:14 AM



empowered by | acumenian

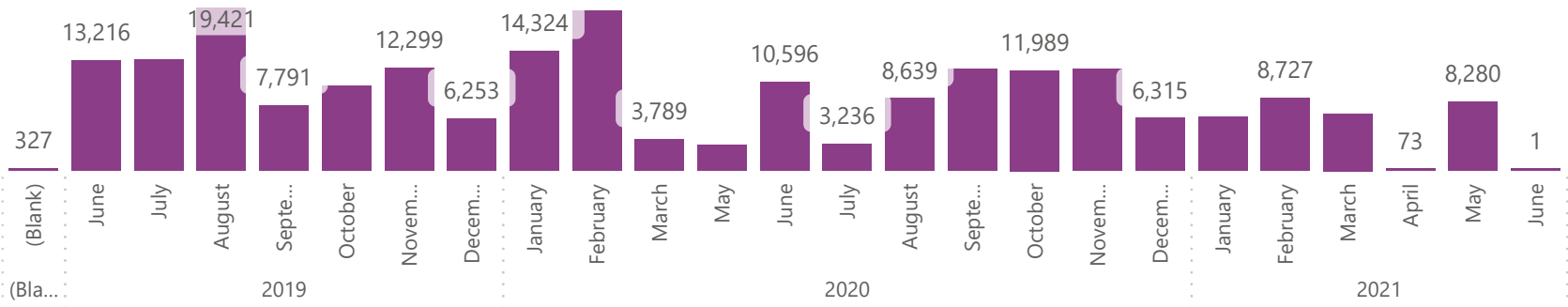
ASSESSMENTS DONE PER MONTH

* No Fieldwork was performed from March 15, 2020 due to COVID-19 EO-2020-020; works resumed on May 4, 2020.

7,026

Average Monthly Assessments (Last 12 Months)

Total Assessments Completed to Date = 218,556



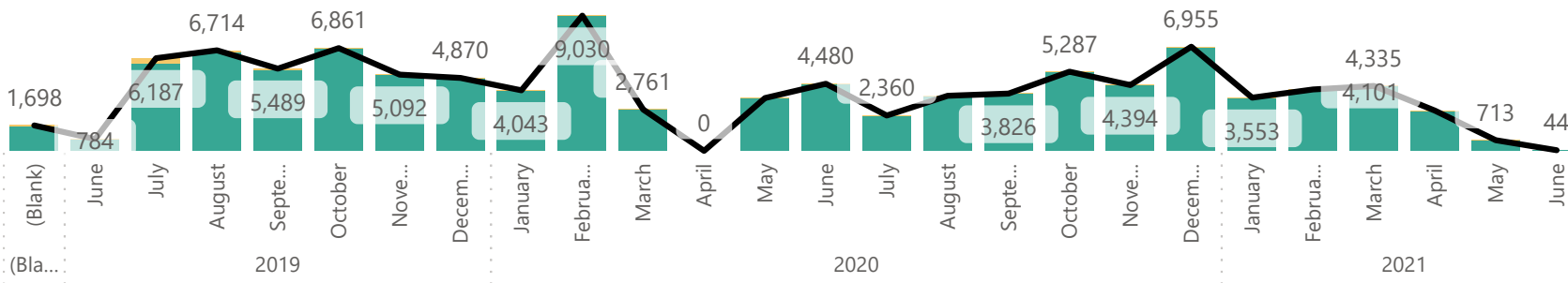
REPAIRS COMPLETED PER MONTH

Repaired from Approved Additional Repairs Total Repairs

3,436

Average Monthly Repairs (Last 12 Months)

Total Repairs Completed to Date = 103,471



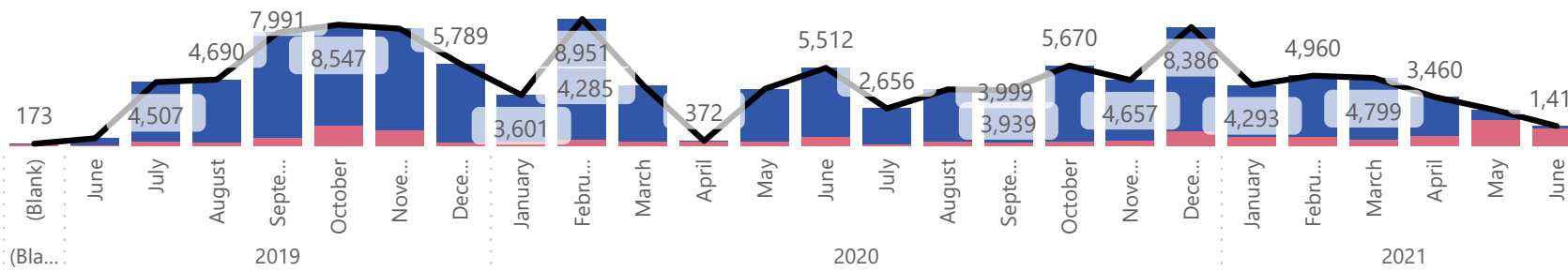
INSPECTIONS COMPLETED PER MONTH

(Blank) Failed Passed Total Inspections Completed

4,153

Average Monthly Inspections (Last 12 Months)

Total Inspections Completed to Date = 118,051



* Blank values represent FIDs / SIDs marked as completed but without respective dates recorded in the system.



Empowered by **acumenian**

STREET LIGHTING | REPAIRS PROGRESS BY CONTRACTOR

Report Date (AST Local Time)

7/8/2021 2:02:53 PM

Latest Refresh (AST Local Time)

6/30/2021 11:40:14 AM



empowered by **acumenian**

REPAIRS COMPLETED *WITH PASSED INSPECTION*

(As per As Built Date)

% COMPLETED

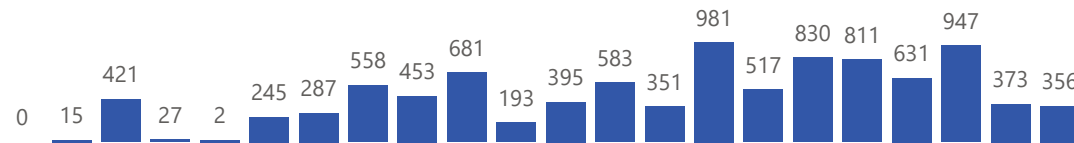
Passed from Approved to Work*

PASSED / FAIL RATIO

(Count of Passed per one Fail)

% INVOICED / % PAID

BETA



10,578 Approved to Work
9,657 Inspections Passed

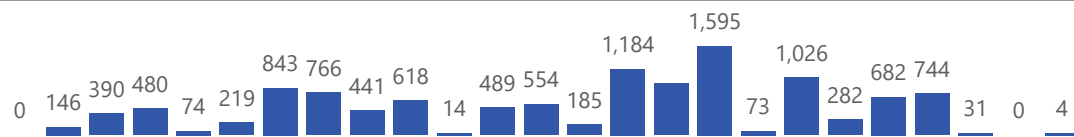
90.6%

10:1

74.2%

58.2%

BLDM



13,327 Approved to Work
11,761 Inspections Passed

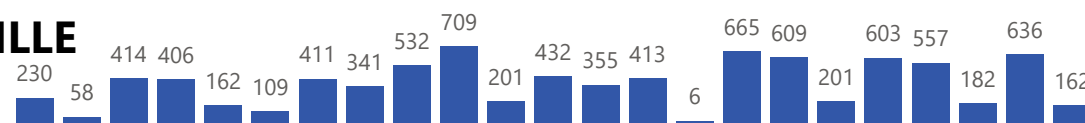
87.8%

10:1

67.8%

57.6%

BONNEVILLE



8,945 Approved to Work
8,394 Inspections Passed

92.9%

13:1

70.0%

45.4%

DESIGN BUILD



16,003 Approved to Work
13,846 Inspections Passed

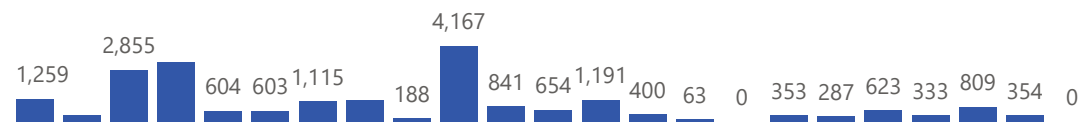
86.4%

14:1

76.0%

52.4%

LORD



22,782 Approved to Work
21,471 Inspections Passed


93.2%

11:1

79.7%

70.4%

MASTEC



12,287 Approved to Work
10,321 Inspections Passed

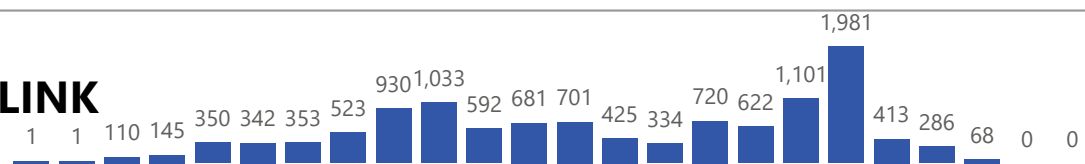
81.9%

1:1

258.2%

87.0%

MASTER LINK



13,352 Approved to Work
11,712 Inspections Passed

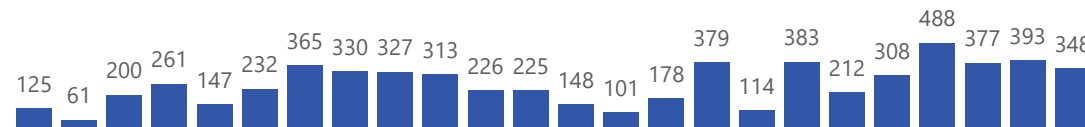
87.0%

10:1

64.5%

45.2%

REYES



6,692 Approved to Work
6,241 Inspections Passed

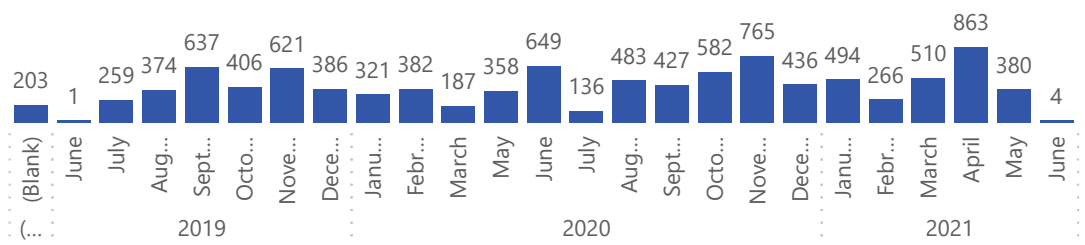
92.7%

12:1

49.6%

27.9%

ROMAN



10,629 Approved to Work
9,691 Inspections Passed

90.7%

22:1

58.5%

39.4%



STREET LIGHTING PROJECT - CONTRACTOR'S INVOICED STATUS

empowered by | **acumenian**

Report Date (AST Local Time)

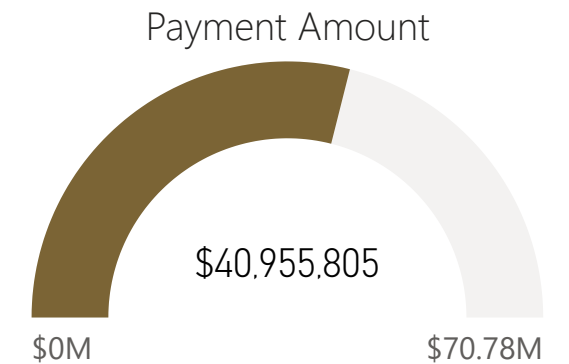
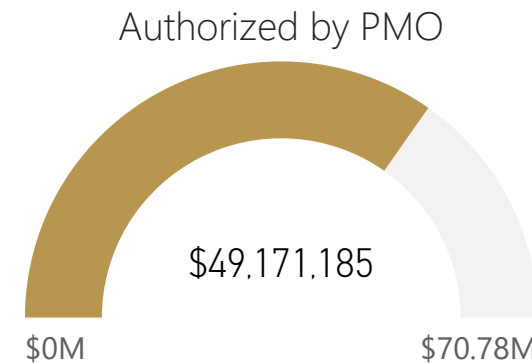
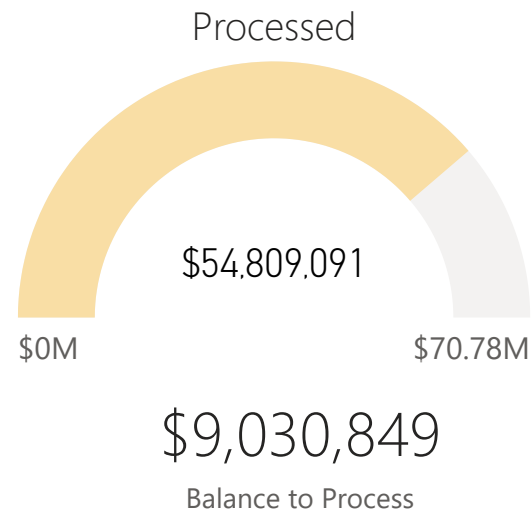
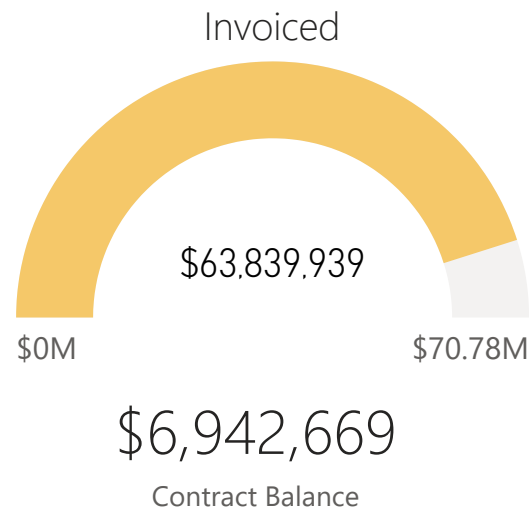
7/8/2021 2:02:53 PM

Invoice Data as of:

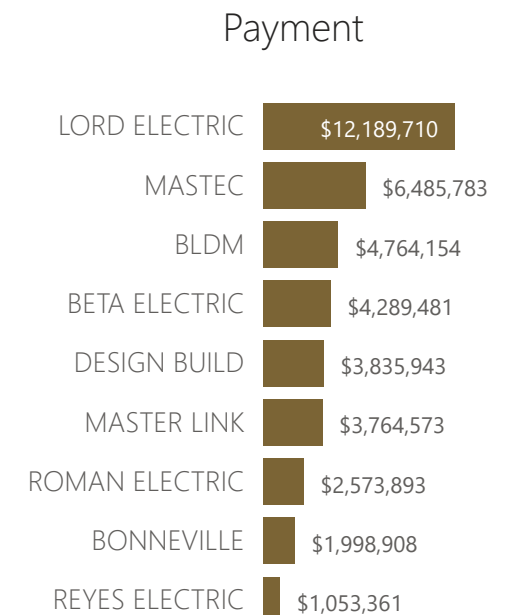
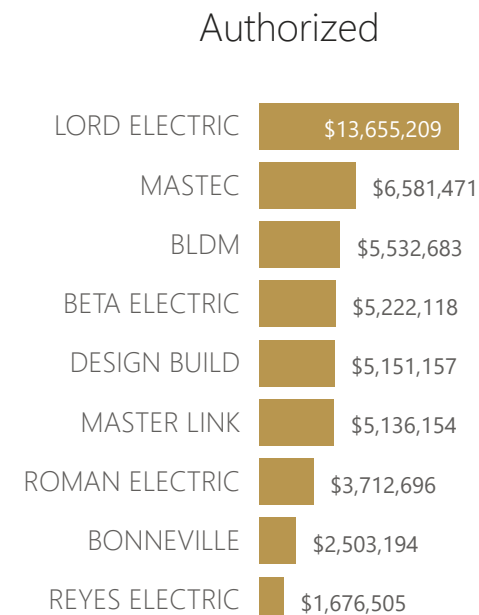
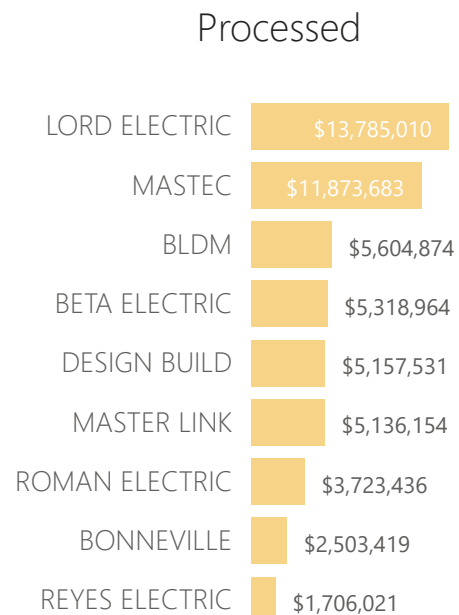
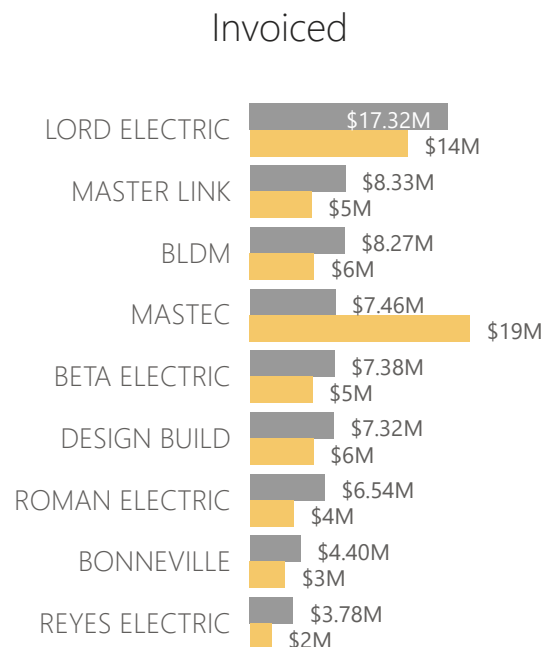
6/30/2021



empowered by | **acumenian**



DETAIL BY CONTRACTOR:



● Contract Amount ● Total Invoiced