

GOVERNMENT OF PUERTO RICO
PUERTO RICO PUBLIC SERVICE REGULATORY BOARD
PUERTO RICO ENERGY BUREAU

NEPR

Received:

Oct 8, 2021

5:38 PM

IN RE:
TARIFA PERMANENTE DE LA
AUTORIDAD DE ENERGÍA ELÉCTRICA
DE PUERTO RICO

CASE NO. NEPR-MI-2020-0001

SUBJECT: Report on Streetlight Repairs

**MOTION SUBMITTING REPORT ON STREETLIGHT REPAIRS FOR
SEPTEMBER 2021**

TO THE PUERTO RICO ENERGY BUREAU:

COME NOW LUMA Energy, LLC¹, and LUMA Energy ServCo, LLC², (jointly referred to as “LUMA”), through the undersigned legal counsel and respectfully submit the following:

In compliance with this Puerto Rico Energy Bureau’s (“Energy Bureau”) order of June 28, 2020³, LUMA hereby submits the report on streetlight repairs with the data for the month of September 2021, attached hereto as Exhibit 1.

WHEREFORE, LUMA respectfully requests that the Energy Bureau **take notice** of the aforementioned and deem LUMA in compliance with the June 28, 2020 Energy Bureau order regarding the submittal of the monthly streetlighting repair reports for the month of September 2021.

RESPECTFULLY SUBMITTED.

¹ Register No. 439372.

² Register No. 439373.

³ See Section VIII, paragraph 3 of the Energy Bureau’s Resolution and Order in the instant proceeding entered on June 28, 2021.

In San Juan, Puerto Rico, this 8th day of October 2021.

I hereby certify that I filed this motion using the electronic filing system of this Energy Bureau and that I will send an electronic copy of this motion to the attorney for PREPA, Katiuska Bolaños-Lugo, kbolanos@diazvaz.law and to the Independent Office of Consumer Protection by submittal to Hannia Rivera, hrivera@oipc.pr.com.



DLA Piper (Puerto Rico) LLC
500 Calle de la Tanca, Suite 401
San Juan, PR 00901-1969
Tel. 787-945-9107
Fax 939-697-6147

/s/ Laura T. Rozas

Laura T. Rozas
RUA Núm. 10,398
laura.rozas@us.dlapiper.com

Exhibit 1
September 2021 Monthly Streetlight Report



STREET LIGHTING PROGRAM | ACTIONABLE VISIBILITY BOARD

Report Date (AST Local Time)

10/6/2021 12:17:16 PM

Latest Refresh (AST Local Time)

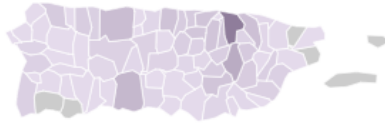
10/1/2021 5:50:24 AM



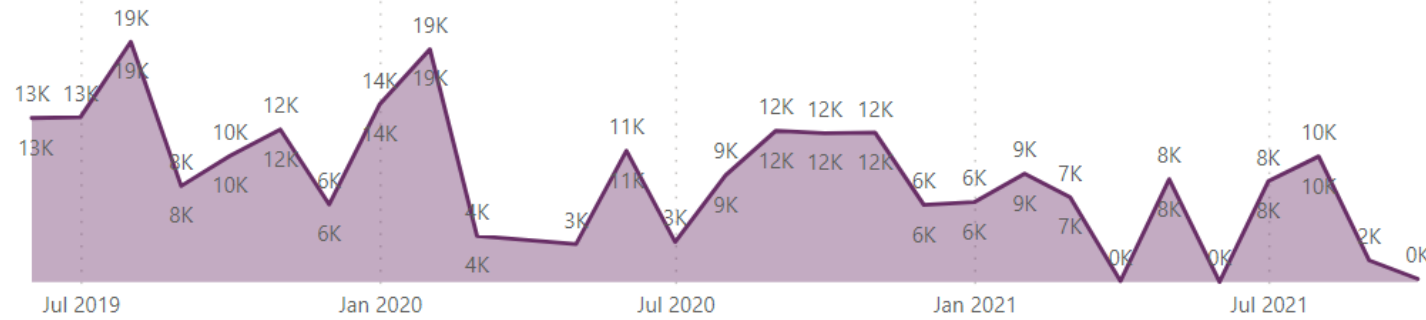
empowered by acumenian

ASSESSMENTS:

Total Impact from Inventory: 53.3%



Monthly Luminaries Assessed by Damage Assessment Date



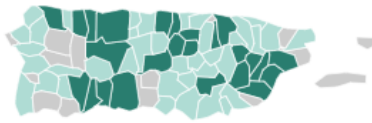
INVENTORY INFORMATION

Inventory (CC&B): 519,015
Damaged (70%): 363,311

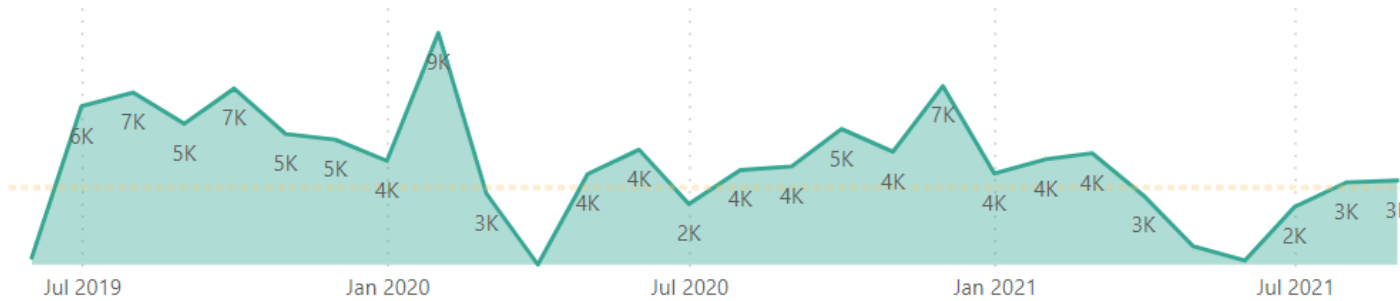
236,077
Assessments Done

REPAIRS:

Total Impact from Inventory: 28.4%



Monthly Luminaries Repaired by As Built Date

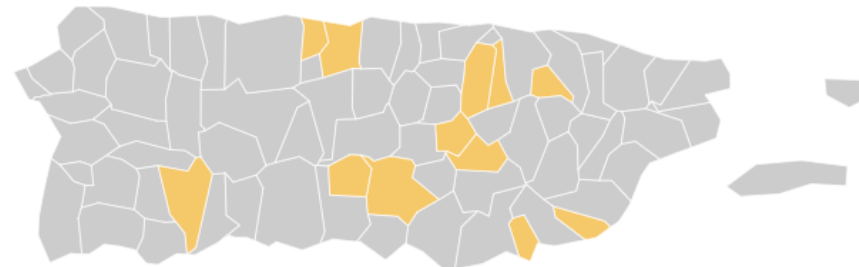


132,688
Repairs Required by Contractors

112,276
Total Repairs Completed by Contractors

WORKED BY T&D:

(Zones Certified by T&D District)



168,684
Repairs Completed T&D

280,960
Total Repairs Completed